


Essence Oak Gallery Mirror

Stock number: 803/14007

Thank you for purchasing this Essence Oak Gallery Mirror. Your Essence Oak Gallery Mirror does not need any assembly itself. However if you have purchased a Essence Oak Dressing table you should attach the Gallery Mirror to the Dressing table. Please read the instructions carefully before use to ensure safe and satisfactory operation of this product



Pre-assembly preparation

Please ensure instructions are read in full before attempting to attach the Gallery Mirror to your Dressing table.

Necessary Tools



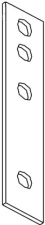

Please check the pack contents before attempting to assemble this product. A full checklist of components is given in this leaflet. If any components are missing, please contact John Lewis Customer Services or your local branch.

This product takes approximately 10 MINUTES to assemble with 2 PEOPLE.

The fittings pack contains SMALL ITEMS which should be KEPT AWAY FROM YOUNG CHILDREN.

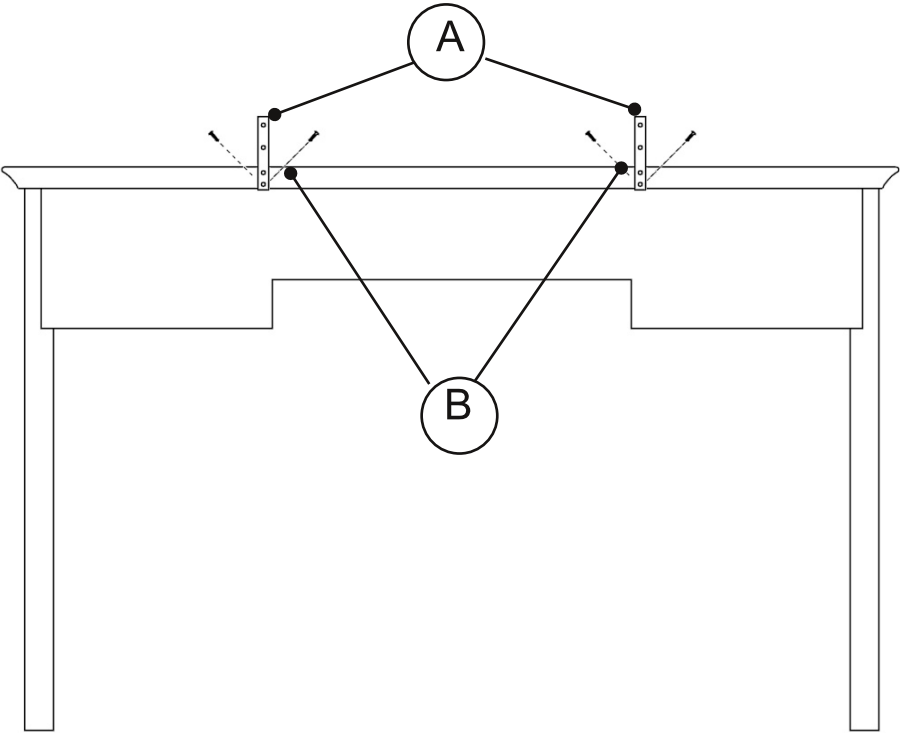
Read this leaflet in full before commencing assembly.

Fittings and parts checklist

A 2 x Metal Brackets 	B 8 x Wood Screws 
---	---

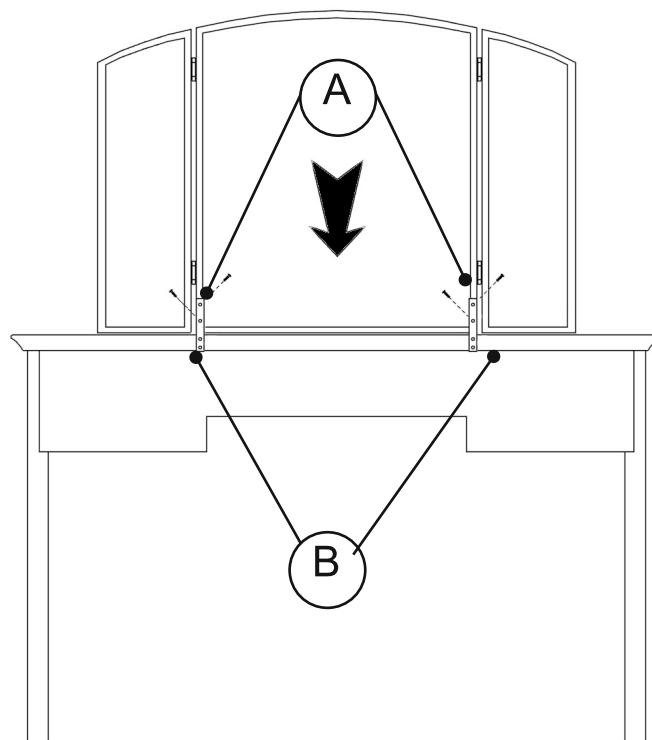
Step by step assembly instructions

Step One Attached the 2 x Metal Brackets (A) to the rear of the Dressing Table with 4 x screws (B) using the predrilled holes provided.



Step Two

Attach the Gallery Mirror to metal brackets (A) with 4 x screws (B) using the predrilled holes provided.



Care and Maintenance

Wood Furniture

The Essence range has been sourced by John Lewis from the finest American Oak and each piece has been carefully constructed to ensure it will give you years of pleasure. The natural characteristics of this oak range may include small cracks, knots, blemishes, and grain pattern variations which all add to the natural charm and beauty of this furniture product. Each piece is unique, and for this reason no two pieces within the range will perfectly match, however there will be harmony between all the pieces you may have purchased.

How to care for your wood furniture

Try to avoid prolonged exposure to direct sunlight as this may alter the colour and tone of your furniture over time.

Any spillages that do happen should be wiped up immediately with a clean dry lint free cloth to avoid marking the surface of the furniture.

Safety Instructions

General warnings:

Never drag furniture when moving it, always lift it.

Periodically check all fixings to ensure none have come loose and re-tighten where necessary. Please take care when handling or moving the furniture as careless handling may cause damage or injury.

Furniture can be dangerous if incorrectly installed. Assembly should be carried out by a competent person. No liability will be accepted for damage or injury caused by incorrectly installed or assembled furniture.

Specific warnings for heavy items:

It is recommended that before moving heavy objects to a new location they are completely dis-assembled to avoid personal injury or damage to the furniture. Please be careful to retain all fittings when doing this.

PLEASE KEEP THESE INSTRUCTIONS FOR FUTURE REFERENCE

John Lewis Partnership 171 Victoria Street London SW1E 5NN
www.johnlewis.com