

Rose Clothes Horse

Stock number: 803/16616

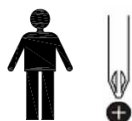
Thank you for purchasing this Rose Dressing Table Mirror. Your Rose Clothes Horse only requires minor assembly. Please read the instructions carefully before use to ensure safe and satisfactory operation of this product



Pre-assembly preparation

Please ensure instructions are read in full before attempting to assemble this product

Necessary Tools



Please check the pack contents before attempting to assemble this product. A full checklist of components is given in this leaflet. If any components are missing, please contact John Lewis Customer Services or your local branch.

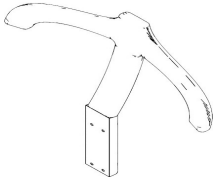

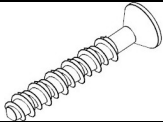
This product is **HEAVY**, it should be assembled as near as possible to the point of use. **TAKE CARE WHEN LIFTING** to avoid personal injury or damage to the product.

This product takes approximately **10 MINUTES** to assemble with **1 PERSON**

The fittings pack contains **SMALL ITEMS** which should be **KEPT AWAY FROM YOUNG CHILDREN**.

Read this leaflet in full before commencing assembly.

Fittings and parts checklist

A	1 x Hanger		B	1 x Base	
C	4 x Screws				

Step by step assembly instructions

Step One

Place the Hanger section (A) to the base of the unit (B) with the help of another person.



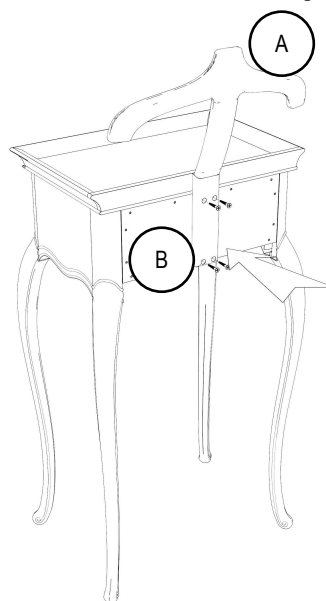
Step Two

Using a cross headed screwdriver attach the hanger (BA) to the base unit (B) using the x4 screws provided

Fittings



C x 4



Care and Maintenance

The John Lewis Rose bedroom collection is crafted from solid Birch and Birch veneers and then hand finished with several coats of paint. Each piece is then individually distressed. This is achieved by gently rubbing by hand the top layers of finish to get to the initial coats of paint to create an authentic aged appearance. Some distressing will be black and some will be clear, this is a natural characteristic of the effect.

Every item is unique in the way it is finished and the cracks and rubs in the paint finish are an integral part of the design.

All carving on the Rose range is done by hand by skilled craftsmen that are specifically trained. The signature carved Roses take 4 hours apiece to produce.

Safety Instructions

General warnings:

Never drag furniture when moving it, always lift it. Periodically check all fixings to ensure none have come loose and re-tighten where necessary. Please take care when handling or moving the furniture as careless handling may cause damage or injury.

Furniture can be dangerous if incorrectly installed. Assembly should be carried out by a competent person. No liability will be accepted for damage or injury caused by incorrectly installed or assembled furniture.

Specific warnings for heavy items:

It is recommended that before moving heavy objects to a new location they are completely disassembled to avoid personal injury or damage to the furniture. Please be careful to retain all fittings when doing this.

PLEASE KEEP THESE INSTRUCTIONS FOR FUTURE REFERENCE