

# 2013 collection

# nolte makes the difference.

Nolte Möbel has been creating seriously stylish, exceptionally well made bedroom furniture for over 75 years. Here in the UK & Ireland we have been continuing this tradition for over 25 years, working closely with our German manufacturing base to bring you bedroom furniture with contemporary European design flair, German engineering standards and UK delivery, assembly and after sales service.




# so why noite...

Style is not the only reason, there are many other reasons for choosing Noite bedroom furniture.

- We offer a truly inclusive package that includes delivery and assembly in your home. Our highly experienced installers will ensure that your bedroom furniture is professionally built and finished, both swiftly and tidily.
- We make world class furniture – and to prove it, we offer the peace of mind of a 10 year guarantee\*.
- We have more than 20 contemporary, fashionable, and flexible bedroom ranges and systems to choose from – all available in a choice of finishes and with a comprehensive range of optional extras. So you can pick a configuration perfect for your bedroom, accessories that match your lifestyle and a design that's very you.
- All our bedroom furniture comes in generously proportioned European sizes – up to 240 cm high on some ranges. So even the most extravagant fashionista's will find they have room to play with – and then some!
- We're confident that you'll love your new Noite bedroom – and because we want you to continue to be delighted with it, we offer a full after sales service.
- All our furniture has achieved the FSC and PEFC seals of approval for being made from wood obtained from sustainably managed forests.

*\*According to the current terms of guarantee.*

**noite**<sup>®</sup>  
MÖBEL





# nolte means quality.

10-Year Guarantee. Quality lasting a lifetime.


The name stands for safety, long-lasting products and responsibility.

Because your satisfaction means so much to us, we give our customers a 10-year guarantee\*. All nolte products are manufactured to high standards of quality and with a keen sense of responsibility. Plus, we regularly submit to independent tests, resulting in multiple awards and seals of approval – for reliable furnishings you can feel good about.

The high standard of quality that we set for ourselves is evidenced by details such as high-calibre craftsmanship and the use of environmentally friendly materials.

- Certified by the Bündnis für Qualität quality assurance alliance of furniture manufacturers.
- Certified by the German Quality Assurance Association – a seal that stands for tested quality, guaranteed safety and healthy living.
- The LGA continuously monitors the safety of our products.

*\*According to the current terms of guarantee.*



Our promise. Your advantage.

## Longer lasting

- All of our door hinges show only the slightest evidence of wear – despite having been opened and closed 40,000 times during testing. Plus, all of our metal components come with certified anti-corrosion protection.
- All of our elements (doors, shelves, bases, side panels...) have edging all around to reduce the risk of injury. Edging also prevents elements from swelling, which ensures that our furnishings will last and remain stable for years to come.

## Stronger

- To prevent bowing, all nolte shelves are at least 22 mm thick and won't bend by more than 1 cm – even when subjected to an extreme load of 100 kg/m².

## Safer and more secure

- Our clothing rails are made of (crimped and welded) oval pipe that can bear loads of up to 60 kg/m so that you can hang your favourite shirts and suits securely.
- More protection for your clothes: dust brushes help keep dust away.

## More robust

- Despite constant opening and closing, sliding doors will stay easy to open for years to come. Metal wall mounts, clothing rail mounts, shelf supports and door hardware ensure long-term stability and toughness.
- Threaded shelf supports with integrated pins (5 mm) accommodate shelves and prevent them from sliding out.



# noite means responsibility.

Your environment. Our contribution.

Our responsibility to the environment is evidenced in our sustainable production and in our promise to take no more from nature than we give back. In keeping with this responsibility, noite has obtained certification from both the FSC and the PEFC. Representing certification systems that are recognized throughout the world, each of these seals are awarded to products derived from socially responsible and environmentally sustainable forest management. Our furnishings also bear the "Blue Angel" seal, certifying their especially low emissions profiles.

## Green electricity – You can count on it.

Noite Möbel manufactures its products using exclusively green electricity. While deciding to use green electricity shows a dedication to the environment, not all green electricity is generated in the same way. Green, natural and geothermal electricity products are derived from 100% renewable sources of energy, such as geothermal plants or hydroelectric power stations in Germany and Scandinavia.

Awarded the gold Green Electricity label, natural electricity makes an important contribution to environmental protection.



## Your Health. Our Contribution.

### No added Lead

The natural lead content of our mirrors is extremely small (less than 50 ppm), placing it well below all legally stipulated limits.

Standard mirror	30-50.000 ppm
RoHS	< 1.000 ppm
U.S. federal law	< 90 ppm
LEAD-FREE MIRROR	< 50 ppm

Lead content 600x less  
Tested on dry paint as directed in ISO 11885, TÜV test.


## For superior air quality in your home

Lead-free mirrors release virtually no volatile organic compounds (VOCs) or formaldehydes. Made without copper with no plasticizers (phthalates).

(Test results after 28 days)	VOC	Formaldehyde
<b>Lead-Free Mirror</b>	<b>&lt; 10 µg/m</b>	<b>&lt; 5 µg/m</b>
AFSSET / AgBB	< 1.000 µg/m	10 µg/m

Tested in accordance with ISO 16000, EUROFINS test

noite®







## Premium Collection 06 - 21

Mattino	08 - 13
Lucento	14 - 15
Planeo	16 - 17
Planeo Wood	18 - 19
Premium Interior Options	20 - 21

## Wardrobe Collection 22 - 59

Raveo	24 - 27
Coloretto	28 - 29
Loriano	30 - 35
Evona	36 - 39
Marcato	40 - 43
Crecido	44 - 47
Attraction	48 - 53
Limone	54 - 57
Ravenna	58 - 59

## Modular Systems 60 - 97

Horizon 4500	62 - 67
Horizon 6000	68 - 73
Horizon 7000	74 - 79
Horizon Skyline	80 - 87
Ambassador	88 - 89
Overbed Units	90 - 91
Columbus	92 - 97

## Beds 98 - 113

Sonyo	100 - 107
Molto	108 - 109
Canto	110 - 111
Fargo	112 - 113

## Chests 114 - 135

Alegro - Base	116 - 117
Alegro - Trend	118 - 119
Alegro - Frame	120 - 121
Alegro - Frame Gloss	122 - 123
Alegro - Style	124 - 125
Coda	126 - 127
Acero	128 - 135

## Interior & Exterior Options 136 - 141

Interior & Exterior Options	138 - 141
-----------------------------	-----------

## 10 Year Guarantee 143

## Terms & Conditions 145





01

premium.

- mattino
- lucento
- planeo
- planeo wood
- interior options

# mattino.

Our designs capture a special appreciation of art and beauty.

**mattino.** Waking up to a new day in ambience, this is what this wardrobe system, with its timeless design represents.

Inside and out, **mattino's** special features empathise a harmonious space.

Mattino Price Group 1 Finishes		Door Finish			
		Polar White	Frosted Terra	Frosted Chestnut	Frosted Lava
Carcass Finish	Polar White P9	P9	P141	P142	P143
	Sonoma Oak M1	M8	M141	M142	M143
	Rijeka Oak N9	N8	N141	N142	N143
	Brown Velvet V1	V8	V141	V142	V143
	Silver Oak R9	R8	R141	R142	R143
	Moor Oak I1	I8	I141	I142	I143

Mattino Price Group 2 Finishes		Door Finish		
		Frosted White Glass	Frosted Chocolate Glass	Frosted Black Glass
Carcass Finish	Polar White	P129	P130	P135
	Sonoma Oak	M129	M130	M135
	Rijeka Oak	N129	N130	N135
	Brown Velvet	V129	V130	V135
	Silver Oak	R129	R130	R135
	Moor Oak	I129	I130	I135


## Handle / Trim Finish



White  
304

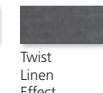


Matt  
Aluminium  
301



Black  
324

## Interior Finish





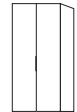
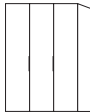
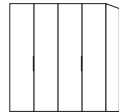
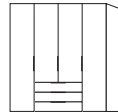
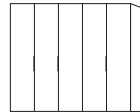
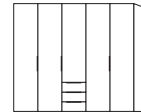
Twist  
Linen  
Effect










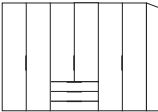

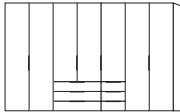
Price Group 1 - Hinged Door Wardrobes - All wood doors, with and without drawers.

		Internal Widths (cm)											
		48	48	97	97	48	97	97	48	97	97	97	48
													
Width (cm):		50	50	100	150	200	200	250	250				
Code:		15560	15561	15106	76150	76370	76374	76580	76584				
223 cm High Robe		Price: £555	555	£899	£1345	£1645	£2470	£1919	£2435				
Code:		12560	12561	12106	73150	73370	73374	73580	73584				
240 cm High Robe		Price: £605	£605	£980	£1459	£1795	£2625	£2089	£2610				

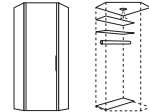
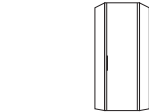
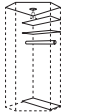

Angled End Unit - All wood doors.

		Internal Widths (cm)			
		44	45	62	44
					
Width (cm):		48	48		
Code:		15630	15632		
223 cm High Robe		Price: £669	£669		
Code:		12630	12632		
240 cm High Robe		Price: £719	£719		


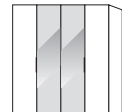
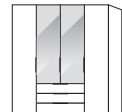
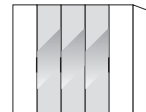
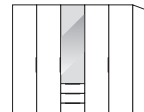
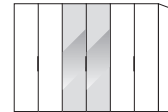
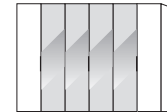

Price Group 1 - Hinged Door Wardrobes - All wood doors, with and without drawers.

		Internal Widths (cm)					
		97	97	97	97	97	48
							
Width (cm):		300	300	350	350		
Code:		76780	76788	75970	75976		
223 cm High Robe		Price: £2349	£3025	£2859	£4059		
Code:		73780	73788	72970	72976		
240 cm High Robe		Price: £2559	£3239	£3120	£4329		

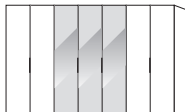

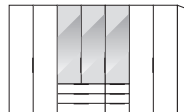
Corner Unit - All wood doors.

		Internal Widths (cm)			
		106	106	106	106
					
Width (cm):		106 x 106	106 x 106		
Code:		15934	15935		
223 cm High Robe		Price: £1169	£1169		
Code:		12934	12935		
240 cm High Robe		Price: £1279	£1279		


Price Group 1 - Hinged Door Wardrobes - Wood doors and Grey Mirror, with and without drawers.

		Internal Widths (cm)											
		97	48	97	97	48	97	48	97	97	97	97	97
													
Width (cm):		150	200	200	250	250	300	300	300				
Code:		76151	76371	76375	76581	76585	76781	76783	76789				
223 cm High Robe		Price: £1419	£1795	£2625	£2139	£2510	£2499	£2649	£3175				
Code:		73151	73371	73375	73581	73585	73781	73783	73789				
240 cm High Robe		Price: £1545	£1969	£2790	£2339	£2699	£2725	£2889	£3405				

Price Group 1 - Hinged Door Wardrobes - Wood doors and Grey Mirror, with and without drawers.

		Internal Widths (cm)					
		97	97	48	97	97	48
							
Width (cm):		350	350	350			
Code:		75971	75972	75977			
223 cm High Robe		Price: £3089	£3239	£4289			
Code:		72971	72972	72977			
240 cm High Robe		Price: £3369	£3539	£4575			

Optional Interior Light

	
For use with walk-in corner wardrobe	
Code:	97521
Price:	£79

Wardrobe Notes.

Height:

223 cm - 240 cm

Depth / Internal Depth:

62 / 58 cm

Interior:

Each wardrobe section contains two shelves and a hanging rail.

All drawers are fully extendable, self retracting with soft close effect.

Twist Linen Finish.

Please refer to page 20/21 for our Premium range of interior options.

You will find further accessories like Tie Racks, Trouser Holders, Shoe Racks etc. on pages 140 and 141.

**Wardrobe Notes.****Height:**

223 cm - 240 cm

**Depth / Internal Depth:**

62 / 58 cm

**Interior:**

Each wardrobe section contains two shelves and a hanging rail.



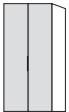
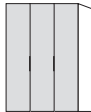
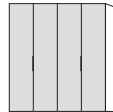
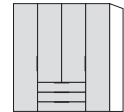


All drawers are fully extendable, self retracting with soft close effect.

Twist Linen Finish.



Please refer to page 20/21 for our Premium range of interior options.

You will find further accessories like Tie Racks, Trouser Holders, Shoe Racks etc. on pages 140 and 141.


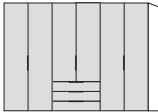

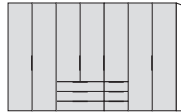
**Price Group 2 - Hinged Door Wardrobes** - All glass doors, with and without drawers.

		Internal Widths (cm)															
		48		48		97		97 48		97 97		48 97 48		97 48 97		97 48 97	
																	
		Width (cm):		50		50		100		150		200		250		250	
		Code:		15562		15563		15107		76152		76372		76376		76582	
<b>223 cm High Robe</b>		Price:		£710		£710		£1205		£1810		£2269		£3099		£2689	
		Code:		12562		12563		12107		73152		73372		73376		73582	
<b>240 cm High Robe</b>		Price:		£775		£775		£1315		£1969		£2475		£3300		£2925	
		Code:		12562		12563		12107		73152		73372		73376		73582	
		Price:		£775		£1315		£1969		£2475		£3300		£2925		£3449	



**Angled End Unit** - All glass doors.

		Internal Widths (cm)			
		44 45 62		62 45 44	
					
		Width (cm):		48	
		Code:		15631	
		Price:		£819	
		Code:		12631	
		Price:		£879	


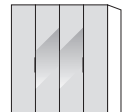
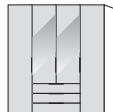

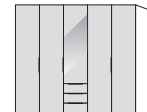

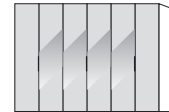

**Price Group 2 - Hinged Door Wardrobes** - All glass doors, with and without drawers.

		Internal Widths (cm)							
		97 97 97		97 97 97		97 97 48 97		97 97 48 97	
									
		Width (cm):		300		300		350	
		Code:		76784		76790		75973	
<b>223 cm High Robe</b>		Price:		£3279		£3959		£3949	
		Code:		73784		73790		72973	
<b>240 cm High Robe</b>		Price:		£3569		£4255		£4299	
		Code:		73784		73790		72973	




**Corner Unit** - All glass doors or Grey Mirror.

		Internal Widths (cm)			
		106 106		106 106	
					
		Width (cm):		106 x 106	
		Code:		15936	
<b>223 cm High Robe</b>		Price:		£1249	
		Code:		12936	
<b>240 cm High Robe</b>		Price:		£1369	
		Code:		12936	


**Price Group 2 - Hinged Door Wardrobes** - Glass and grey mirror doors, with and without drawers.

		Internal Widths (cm)															
		97 48		97 97		48 97 48		97 48 97		97 48 97		97 97 97		97 97 97		97 97 97	
																	
		Width (cm):		150		200		200		250		250		300		300	
		Code:		76153		76373		76377		76583		76587		76785		76786	
<b>223 cm High Robe</b>		Price:		£1730		£2110		£2939		£2445		£3129		£3110		£2949	
		Code:		73153		73373		73377		73583		73587		73785		73786	
<b>240 cm High Robe</b>		Price:		£1889		£2299		£3129		£2669		£3369		£3400		£3059	
		Code:		73153		73373		73377		73583		73587		73785		73786	

**Price Group 2 - Hinged Door Wardrobes** - Glass and grey mirror doors, with and without drawers.

		Internal Widths (cm)					
		97 97 48 97		97 97 48 97		97 97 48 97	
							
		Width (cm):		350		350	
		Code:		75974		75975	
<b>223 cm High Robe</b>		Price:		£3699		£3540	
		Code:		72974		72975	
<b>240 cm High Robe</b>		Price:		£4045		£3879	
		Code:		72974		72975	

**Optional Interior Light**

	
For use with walk-in corner wardrobe	
Code:	97521
Price:	£79



Price Group 1 - Sliding Door Wardrobes - All wood doors.

Internal Widths (cm)		77		87		97		77			87			97			77				87				97			
		160		180		200		240			270			300			320				360				400			
223 cm High Robe	Code:	36020		36130		36210		36410			36520			36640			36710				36870				36910			
	Price:	£1419		£1439		£1529		£1879			£1969			£2009			£2659				£2869				£3079			
240 cm High Robe	Code:	33020		33130		33210		33410			33520			33640			33710				33870				33910			
	Price:	£1509		£1569		£1629		£2009			£2109			£2159			£2829				£3069				£3309			

Price Group 1 - Sliding Door Wardrobes - Wood and grey mirror doors.

Internal Widths (cm)		77		87		97		77			87			97			77				87				97			
		160		180		200		240			270			300			320				360				400			
223 cm High Robe	Code:	36021		36131		36211		36411			36521			36641			36711				36871				36911			
	Price:	£1589		£1609		£1699		£2059			£2149			£2189			£3009				£3229				£3439			
240 cm High Robe	Code:	33021		33131		33211		33411			33521			33641			33711				33871				33911			
	Price:	£1699		£1759		£1829		£2199			£2299			£2349			£3229				£3449				£3699			

Price Group 2 - Sliding Door Wardrobes - All glass doors.

Internal Widths (cm)		77		87		97		77			87			97			77				87				97			
		160		180		200		240			270			300			320				360				400			
223 cm High Robe	Code:	36022		36132		36212		36412			36522			36642			36712				36872				36912			
	Price:	£2169		£2239		£2319		£2999			£3129			£3199			£4159				£4409				£4669			
240 cm High Robe	Code:	33022		33132		33212		33412			33522			33642			33712				33872				33912			
	Price:	£2329		£2399		£2499		£3239			£3359			£3449			£4459				£4739				£4999			

Price Group 2 - Sliding Door Wardrobes - Glass and grey mirror doors.

Internal Widths (cm)		77		87		97		77			87			97			77				87				97			
		160		180		200		240			270			300			320				360				400			
223 cm High Robe	Code:	36023		36133		36213		36413			36523			36643			36713				36873				36913			
	Price:	£2019		£2079		£2149		£2859			£2969			£3029			£3849				£4089				£4329			
240 cm High Robe	Code:	33023		33133		33213		33413			33523			33643			33713				33873				33913			
	Price:	£2169		£2229		£2319		£3079			£3189			£3269			£4139				£4399				£4659			

Wardrobe Notes.

Height:

223 cm - 240 cm

Depth / Internal Depth:

69 / 58 cm

Clearance:

A 4 cm clearance is required for assembly of sliding door wardrobes.

Interior:

Each wardrobe section contains two shelves and a hanging rail.

Twist Linen Finish.

Please refer to page 20/21 for our Premium range of interior options.

You will find further accessories like Tie Racks, Trouser Holders, Shoe Racks etc. on pages 140 and 141.

Mirrors:

Mirrored doors marked \* can also be assembled on the opposite side.

**Chests - Notes**

Depth:

46 cm

**\*\*Chest Tops:**

Refer to page 21 for chest top options.

**Drawers:**

All drawers are fully extendable with soft close effect.

120 cm and 160 cm wide drawers are sub-divided in the centre.

Drawer heights vary with each style, see chart below:

H2: Drawer Height 2 = 19 cm

H3: Drawer Height 3 = 25 cm

**Bedside Chests\*\***

Height (cm): 41	41	47	47	53	53	60	60
Width (cm): 50	60	50	60	50	60	50	60
Code: 41960	41980	41961	41981	41962	41982	41966	41986
Price Group 1: £409	£439	£435	£459	£449	£489	£585	£625
Code: 41960/2	41980/2	41961/2	41981/2	41962/2	41982/2	41966/2	41986/2
Price Group 2: £559	£599	£585	£625	£599	£645	£799	£869

**Chests\*\***

Height (cm): 79	79	79	79	104	104	104	104
Width (cm): 60	80	120	160	60	80	120	160
Code: 43471	43491	48438	48478	43472	43492	48439	48479
Price Group 1: £675	£765	£1169	£1409	£899	£1019	£1725	£1879
Code: 43471/2	43491/2	48438/2	48478/2	43472/2	43492/2	48439/2	48479/2
Price Group 2: £915	£1009	£1655	£1819	£1225	£1405	£2205	£2359



# lucento.

Step right in here for a dash of designer elegance!

The **lucento** offers real Wow Factor with a host of special touches that reach right into the wardrobes themselves. The interiors are finished in a twist linen effect, exuding opulence and making the **lucento** robe a joy to slide open and delve into. Add in sleek chrome handles, mirrored fronts with integral lighting strips that cast a discreet glow, even when the doors are open, and the mood is set. How Gucci-esque is that girls?



## Finish Options

For sliding door wardrobe

		Door Finish	
Carcass			
		White Glass P28	Grey Mirror P57

## Handle/Trim Finish



Chrome

## Interior Finish



Twist  
Linen  
Effect



### Wardrobe Notes

#### Height:

223 cm or 240 cm

#### Depth / Interior Depth:

69 cm / 58 cm

#### Interior:

Each wardrobe section contains two shelves and a hanging rail.

Twist Linen Finish.

Please refer to page 20/21 for our Premium range of interior options.

You will find further accessories like Tie Racks, Trouser Holders, Shoe Racks etc. on pages 140 and 141.

#### Clearance:

A 10 cm height clearance is required for assembly.

When incorporating 95922\* Electronic Opening Mechanism this stands 5 cm above robe.

#### 95922\* Electric Door:

Electric Opening Mechanism can only be installed at the manufacturing process and can not be fitted at a later date.

#### LED Light Band\*\*\*:

Can only be used on 280 cm and 320 cm robes.

#### Assembly:

Due to the construction, carcass frames or top mounted lights can not be used with these wardrobes.

### Chests - Notes

#### Depth:

46 cm

#### \*\*Chest Tops:

Refer to page 21 for chest top options.

#### Drawers:

All drawers are fully extendable with soft close effect.

160 cm wide drawers are sub-divided in the centre.

Drawer heights vary with each style, see chart below:

H1: Drawer Height 1 = 13 cm

H2: Drawer Height 2 = 19 cm

H3: Drawer Height 3 = 25 cm

### Sliding Door Wardrobes - With 4x integrated light strips per door

		Internal Widths (cm)							
		97	97	117	117	38	97	97	38
								</	

# planeo.


Setting clear accents.

**planeo.** True relaxation tolerates no distraction. Not with regard to comfort and definitely not when it comes to design. **planeo** makes clear statements with special details in the flush-fitting surfaces with elegantly clear glass fronts.




## Finish Options

For sliding door wardrobe

		Door Finish	
Carcass			
		White Glass	Black Glass
	Polar White	P28	P31

## Handle/Trim Finish


Chrome

## Interior Finish


Twist Linen Effect

**Wardrobe Notes****Height:**

223 cm or 240 cm

**Depth / Interior Depth:**

69 cm / 58 cm

**Interior:**

Each wardrobe section contains two shelves and a hanging rail.

Twist Linen Finish.

Please refer to page 20/21 for our Premium range of interior options.

You will find further accessories like Tie Racks, Trouser Holders, Shoe Racks etc. on pages 140 and 141.

**Clearance:**

A 10 cm height clearance is required for assembly.

**LED Light Band\*\*\*:**

Can only be used on 280 cm and 320 cm robes.

**Assembly:**

Due to the construction, carcass frames or top mounted lights can not be used with these wardrobes.

**Mechanism:**

Pull and glide.

**Chests - Notes****Depth:**

46 cm

**\*\*Chest Tops:**

Refer to page 21 for chest top options.

**Drawers:**

All drawers are fully extendable with soft close effect.

120 cm and 160 cm wide drawers are sub-divided in the centre.

Drawer heights vary with each style, see chart below:


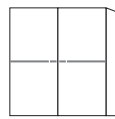
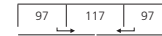
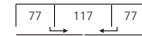
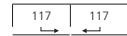
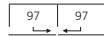
H1: Drawer Height 1 = 13 cm

H2: Drawer Height 2 = 19 cm

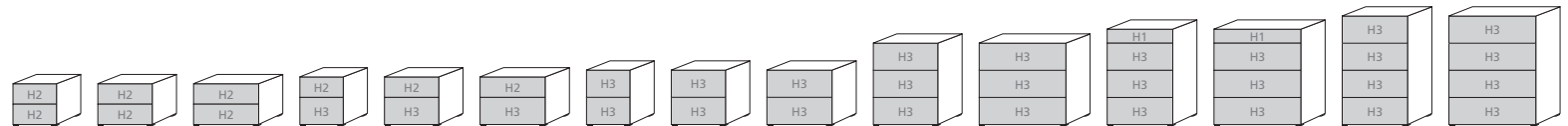
H3: Drawer Height 3 = 25 cm

**Sliding Door Wardrobes** - All glass doors with chrome handle/trim.

Internal Widths (cm)



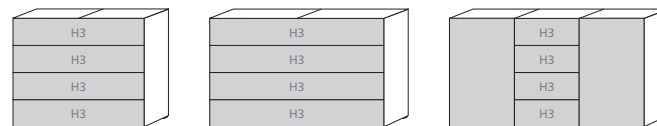
	Width (cm):	200	240	280	320
	Code:	35259	35459	35575	35775
<b>223 cm High Robe</b>	Price:	£3219	£3435	£3859	£4285
	Code:	32259	32459	32575	32775
<b>240 cm High Robe</b>	Price:	£3565	£3775	£4249	£4725

**Chests\*\*** - White Glass or Black Glass drawer fronts.

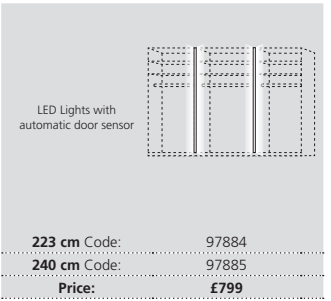
Height (cm):	41	41	41	47	47	47	53	53	53	79	79	92	92	104	104
Width (cm):	40	50	60	40	50	60	40	50	60	60	80	60	80	60	80
Code:	41943	41963	41983	41944	41964	41984	41945	41965	41985	43663	43683	43664	43684	43665	43685
Price:	£455	£479	£495	£459	£499	£535	£469	£515	£535	£775	£835	£995	£1045	£1029	£1165

**Chests\*\*** - White Glass or Black Glass drawer fronts.

Height (cm):	79	79	79	92	92	92	92
Width (cm):	120	160	180	120	120	160	180
Code:	48410	48472	48486	48411	48412	48473	48487
Price:	£1365	£1505	£1675	£1255	£1799	£1885	£2249

**Chests\*\*** - White Glass or Black Glass drawer fronts.

Height (cm):	79	92	92
Width (cm):	120	160	180
Code:	48413	48474	48488
Price:	£1859	£2119	£2145

**LED Light Band\*\*\*** - Set of 2 with sensor

<b>223 cm Code:</b>	97884
<b>240 cm Code:</b>	97885
<b>Price:</b>	£799






# planeo wood.

Naturally harmonious.

**planeo wood.** Innovation meets tradition. It is this highly contemporary mix of styles that shape and characterise this collection. The design of the flush fitting surfaces are surprising but very harmonious with the characteristic wooden handles.



## Finish Options


		Door Finish	
Carcass			
		White Glass	Black Glass
	Polar White	P28	P31

## Handle/Trim Finish


380 Solid Oak

381 Solid Beech Heart Wood

## Interior Finish


Twist Linen Effect

### Wardrobe Notes

#### Height:

223 cm or 240 cm

#### Depth / Interior Depth:

69 cm / 58 cm

#### Interior:

Each wardrobe section contains two shelves and a hanging rail.

Twist Linen Finish.

Please refer to page 20/21 for our Premium range of interior options.

You will find further accessories like Tie Racks, Trouser Holders, Shoe Racks etc. on pages 140 and 141.

#### Clearance:

A 10 cm height clearance is required for assembly.

#### LED Light Band\*\*\*:

Can only be used on 280 cm and 320 cm robes. See page 17.

#### Assembly:

Due to the construction, carcass frames or top mounted lights can not be used with these wardrobes.

#### Mechanism:

Pull and glide.

### Chests - Notes

Depth: 46 cm

#### \*\*Chest Tops:

Refer to page 21 for chest top options.

#### Drawers:

All drawers are fully extendable with soft close effect.

120 cm and 160 cm wide drawers are sub-divided in the centre.

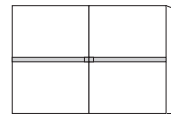
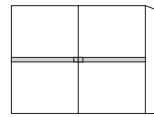

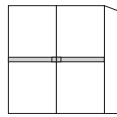

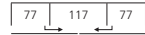
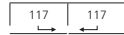
Drawer heights vary with each style, see chart below:

H2: Drawer Height 2 = 19 cm

H3: Drawer Height 3 = 25 cm

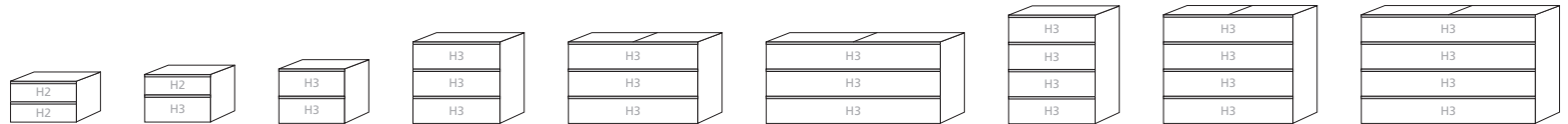
### Sliding Door Wardrobes - All glass doors with solid wood handle/trim.

Internal Widths (cm)



	Width (cm):	200	240	280	320
	Code:	35278	35428	35560	35790
<b>223 cm High Robe</b>	<b>Price:</b>	<b>£3219</b>	<b>£3439</b>	<b>£3859</b>	<b>£4289</b>
	Code:	32278	32428	32560	32790
<b>240 cm High Robe</b>	<b>Price:</b>	<b>£3565</b>	<b>£3775</b>	<b>£4249</b>	<b>£4725</b>

### Chests\*\* - All glass drawer fronts with solid wood handle/trim.



Height (cm):	41	47	53	79	79	79	104	104	104
Width (cm):	60	60	60	80	120	160	80	120	160
Code:	41995	41996	41997	43688	48452	48458	43689	48453	48459
Price:	£495	£515	£535	£835	£1365	£1505	£1165	£1825	£2085



# premium interior options.

Now that you've chosen your premium bedroom, make sure that it really works for you.

By selecting the right internal accessories, you'll transform the way you store and organise what goes inside. You will find further accessories like Tie Racks, Trouser Holders, Shoe Racks etc. on pages 140 and 141.



Twist Finish



Mirror Finish

## Interior Finish Options



Twist  
Linen  
Effect



Grey Mirror

## Additional Shelving - Extra shelving in Twist finish.

Shelf Depth 50 cm



Pack Quantity:	1	1	1	1	1	1
Width (cm):	38	48	77	87	97	117
Code:	93401	93411	93431	93451	93461	93481
Price:	£29	£35	£35	£35	£35	£49

## Shelving Fitments

Shelf Width:

48

48

48

48








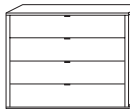
Important!  
Please read notes about  
shelving fitments.








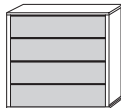


Fitment Width (cm):	77	87	97	117
Code:	91801	91802	91803	91805
Price:	£155	£155	£155	£155



## Interior Chests - in Twist Finish.

								
Width (cm):	77	87	97	117	77	87	97	117
Code:	91563	91565	91566	91568	91593	91595	91596	91598
Price:	£299	£319	£329	£349	£489	£499	£509	£549

## Interior Chests - with Grey Mirror finish fronts.

								
Width (cm):	77	87	97	117	77	87	97	117
Code:	91463	91465	91466	91468	91493	91495	91496	91498
Price:	£459	£499	£539	£599	£629	£669	£709	£749

## Chest Top - Option 1

Option 1 - Wood Finish - 16 mm thick



## Chest Top & Integrated Light Plate

Price includes  
transmitter wireless remote control  
and 16mm chest top in wood  
finish of your choice.

Width (cm):	50	60	80	120	160	180
Code:	49811	49812	49813	49815	49817	49818
Price:	£278	£303	£355	£405	£459	£499

## Chest Top - Option 2

Option 2 - Glass - 3 mm thick, depth 44 cm. Available in six finishes, see below.

## Chest Top & Integrated Light Plate Finishes

					
Polar White P9	Sonoma Oak M1	Rijeka Oak N9	Velvet Brown V1	Silver Oak R9	Moor Oak I1

					
White Glass G28	Grey Mirror G57	Black Glass G31	Frosted White Glass G129	Frosted Chocolate Glass G130	Frosted Black Glass G135

Width (cm):	40	50	60	80	120	160	180
Code:	49930	49931	49932	49933	49935	49937	49938
Price:	£57	£59	£61	£85	£110	£159	£179

### Shelving Fitment Notes.

**Content:** Includes one divider section (147 cm high), three shelves and one hanging rail.

**Height:** 147 cm High

**Fixing:** Fits to robe base only.



02

# collection.

- raveo
- coloretto
- lorianò
- evona
- marcato
- crecido
- attraction
- limone
- ravenna












# raveo.








With its chunky driftwood Scandinavian feel, **raveo** makes a virtue of its natural, unfinished look.

Crafted in the deliciously warm tones of Sonoma oak, the rustic charm of this collection is counterbalanced by a choice of accompanying finishes in polar white, high gloss white or – on the sliding robe front – a sophisticated grey mirror. **raveo** also comes with a choice of co-ordinating bedside chests and drawers.

## Finish Options Wardrobes

		Door Finish						
		Price Group 1		Price Group 2		Price Group 3	Price Group 4	
Carcass Finish		 Sonoma Oak / Sonoma Oak	 Polar White / Sonoma Oak	 High Gloss White / Sonoma Oak	 High Gloss White / High Gloss White	 Polar White / Grey Mirror	 Sonoma Oak / Grey Mirror	 High Gloss White / Grey Mirror
	Polar White	P116	P124	P121	Not Available	P57	P122	P123
	Sonoma Oak	M1	M34	M54	M23	M58	M57	M123

## Finish Options Chests

Finish Options		Door Finish				
		Price Group 1		Price Group 2		Price Group 3
Carcass Finish						
		Polar White / Polar White	Sonoma Oak / Sonoma Oak	Polar White / Sonoma Oak	High Gloss White / Sonoma Oak	High Gloss White / High Gloss White
	Polar White	P9	P116	P124	P121	P23
	Sonoma Oak	M8	M1	M34	M54	M23

## Optional Robe Frame Finishes

Finish Options		
	Polar White	P9
	Sonoma Oak	M1

## Handle/Trim Finish

for Wardrobes



## Handle Style

for Chests and Cupboards



Matt Aluminium 106  
Length 20 cm

## Bedframe & Headboard Finishes

Finish Options		
	Polar White	Not Available
	Sonoma Oak	M1





Sliding Door Wardrobe - Price Group 1, all wood doors in a choice of two finishes. Price Group 2, wood and high gloss finish doors. Price Group 3, all white high gloss doors.

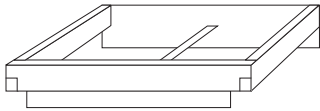
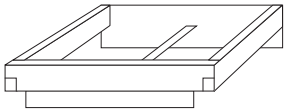
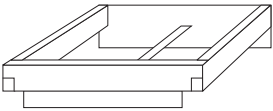
Internal Widths (cm)		<div><div>97</div><div>97</div></div>		<div><div>117</div><div>117</div></div>		<div><div>37</div><div>97</div><div>97</div><div>37</div></div>		<div><div>77</div><div>77</div><div>77</div><div>77</div></div>	
		<div><div><div>A</div><div>B</div></div></div>		<div><div><div>A</div><div>B</div></div></div>		<div><div><div>A</div><div>B</div></div></div>		<div><div><div>A</div><div>B</div></div></div>	
		<div><div><div>A</div><div>B</div></div></div>		<div><div><div>A</div><div>B</div></div></div>		<div><div><div>A</div><div>B</div></div></div>		<div><div><div>A</div><div>B</div></div></div>	
		<div><div><div>A</div><div>B</div></div></div>		<div><div><div>A</div><div>B</div></div></div>		<div><div><div>A</div><div>B</div></div></div>		<div><div><div>A</div><div>B</div></div></div>	
Width (cm):		200		240		280		320	
PRICE GROUP 1	Code:	35280/1		35466/1		35576/1		35776/1	
	Price:	£1289		£1415		£1715		£2015	
PRICE GROUP 2	Code:	35280/2		35466/2		35576/2		35776/2	
	Price:	£1545		£1745		£2085		£2495	
PRICE GROUP 3	Code:	35280/3		35466/3		35576/3		35776/3	
	Price:	£1809		£2075		£2449		£2975	



**Bed Frame Notes.**

Height: 42 cm

**Bed Frame - with slatted base.**



For Mattress Size (cm):	140 x 190	150 x 200	180 x 200
Length (cm):	201	211	211
Width (cm):	158	168	198
Height (cm)	42	42	42
Code:	53549	53550	53580
Price:	£999	£999	£999

**Wooden Head Panel - with two horizontal beams**

Adds 5 cm to  
overall bed length.



Height added to frame (cm):	40	40	40
Width (cm):	158	168	198
For Mattress Size (cm)	140 x 190	150 x 200	180 x 200
Code:	46524	46525	46528
Price:	£399	£399	£399

**Bedsides, Chests & Cupboards**

**Depth:**

46 cm

**Drawers:**

All drawers are fully extendable with soft close effect.

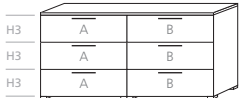
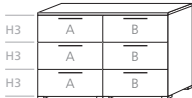
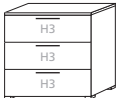
160 cm wide drawers are sub-divided in the centre.

Drawer heights vary with each style, see chart below:

H2: Drawer Height 2 = 19 cm

H3: Drawer Height 3 = 25 cm

**Chests & Cupboards - Price Group 1, all wood fronts. Price Group 2, high gloss (A) and wood (B) finish fronts. Price Group 3, all high gloss finish fronts.**



	Height (cm):	42	80	80	80	80
	Width (cm):	57	60	80	120	160
PRICE GROUP 1	Code:	41433	43869	43889	48717	48770
	Price:	£195	£425	£545	£755	£865
PRICE GROUP 2	Code:	N/A	N/A	N/A	48717/2	48770/2
	Price:	-	-	-	£899	£1095
PRICE GROUP 3	Code:	41433/3	43869/3	43889/3	48717/3	48770/3
	Price:	£215	£545	£679	£1050	£1325

**Under Bed Side Panels**

Pair of under-bed  
side Panels



Height (cm):	21
Code:	99140
Price:	£99

**Optional Underbed Lights**

Motion Sensor  
Underbed  
LED Lights



Code:	97308
Price:	£425

**Optional Lights - Aluminium Finish**

Pair of LED  
Aluminium Finish Lights

Cannot be used with  
Glass Head Panel.



Length (cm):	20
Code:	97242
Price:	£289










# coloretto.

Dare to be different with the distinctive **coloretto** range and give full reign to your creativity!






A choice of velvety colour finishes combined with different, hinged door wardrobe widths allows for a whole host of individual looks. Mix it up with brown velvet, frosted terra, frosted chestnut, frosted lava on the vari-width wardrobe fronts to create the finish that says "This Is Me".



## Finish Options

Finish Options			Door Finish				
							
			Polar White	Frosted Terra	Frosted Chestnut	Frosted Lava	Rijeka Oak
Carcass Finish		Polar White	P9	P141	P142	P143	P75
		Brown Velvet	V8	V141	V142	V143	V75

## Mixed Door Finish Options

Mixed Door Finish Options				Door Finish		
						
				Frosted Terra	Frosted Chestnut	Frosted Lava
Carcass Finish		Polar White	P149	Doors A	Doors B	Doors C
		Brown Velvet	V149	Doors A	Doors B	Doors C

## Handle Option

for Wardrobes only



Rail Handle Matt Aluminium 142  
Length 59 cm

## Handle Option

for Wardrobes and Chests



Inset Shell Handle Matt Aluminium 145  
Length 14 cm  
Width 5 cm



## Hinged Door Wardrobes - Foil Finish Doors

Internal Widths (cm)



Width (cm):

150

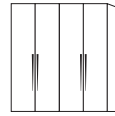
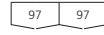
**223 cm High Robe**

Code:

75168

Price:

£929



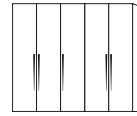
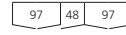
200

Code:

75375

Price:

£1139



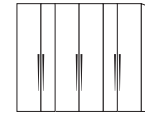
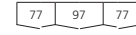
250

Code:

75591

Price:

£1459



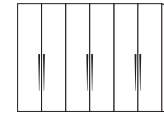
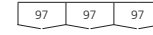
260

Code:

75617

Price:

£1569



300

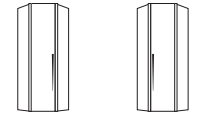
Code:

75739

Price:

£1669

## Corner Wardrobes - Wood Finish Doors



Width (cm):

98 x 98

Code:

15748

Price:

£869

98 x 98

Code:

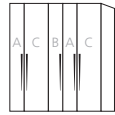
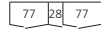
15749

Price:

£869

## Hinged Door Wardrobes - All Hinged Doors, Foil Finish.

Internal Widths (cm)



Width (cm):

190

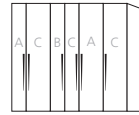
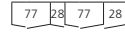
**223 cm High Robe**

Code:

75293

Price:

£1299



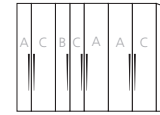
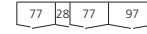
240

Code:

75474

Price:

£1629



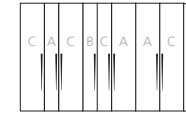
290

Code:

75672

Price:

£1839



340

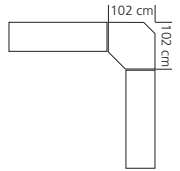
Code:

75874

Price:

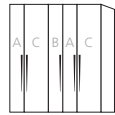
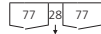
£2159

## Corner Wardrobes - Space requirements



## Hinged Door Wardrobes with Pull Out Organisation - Hinged door wardrobe including one pull out organiser with steel frame and seven adjustable baskets. Foil finish doors.

Internal Widths (cm)



Width (cm):

190

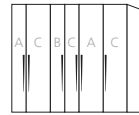
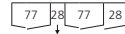
**223 cm High Robe**

Code:

75294

Price:

£2069



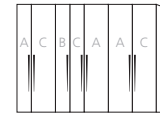
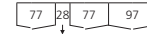
240

Code:

75475

Price:

£2399



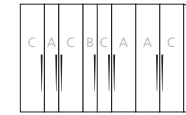
290

Code:

75673

Price:

£2599



340

Code:

75875

Price:

£2999



## Chests - Top Included



Width (cm):

50

Height (cm):

42

Code:

41150

Price:

£269



50

Height (cm):

54

Code:

41151

Price:

£299



80

Height (cm):

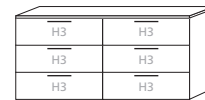
80

Code:

43228

Price:

£599



160

Height (cm):

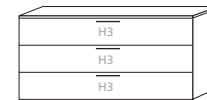
80

Code:

48274

Price:

£999



160

Height (cm):

80

Code:

48275

Price:

£999

### Chests - Notes

Depth:

46 cm

Drawers:

All drawers are fully extendable with soft close effect.

160 cm wide drawers are sub-divided in the centre.

Drawer heights vary with each style, see chart below:

H1: Drawer Height 1 = 13 cm

H3: Drawer Height 3 = 25 cm

## Foot Upgrade Option

All Coloretto Chests have a Standard Round Foot finished in Black. This may be upgraded to a Square Matt Aluminium Foot.



Finish:

Matt Aluminium

Quantity:

Set of 4

Code:

211/301

Price:

£35

# Ioriano.

Whispers of wood lift this collection to whole new heights thanks to a deft design touch that transforms the handle in to a stylish feature.

**Ioriano.** The use of horizontal recesses inserted with strips of warm wood (in natural walnut or moor oak) adds stunning definition to the whole collection which features both sliding and hinged robe options. The sliding wardrobe can be ordered with a co-ordinating wood frame while the hinged offer is available with inbuilt drawers.

## Finish Options

For **hinged** door wardrobes and matching chests

## Door Finish



Polar White

Carcass		Polar White	P9
		Walnut	U8
		Moor Oak	I8

## Finish Options

For **sliding** door wardrobe

## Door Finish



Polar White



Grey Mirror

Carcass Finish		Polar White	P9	P57
		Walnut	U8	U57
		Moor Oak	I8	I57

## Handle/Wood Insert Options

Wood finish handles for hinged door wardrobe



315 Walnut




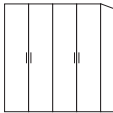
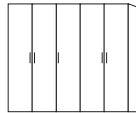
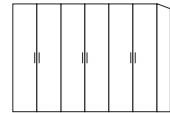
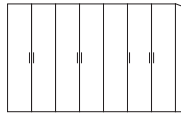
331 Moor Oak



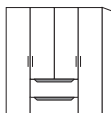
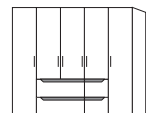
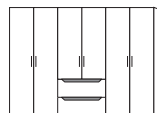
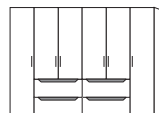
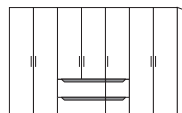





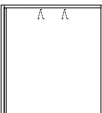
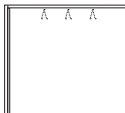
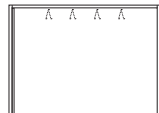

Hinged Door Wardrobes - Wood finish doors

Internal Widths (cm)		97	48			97	97			97	48	97			97	97	97			97	97	48	97
																							
Width (cm):		150		200		250		300		350													
Code:		75167		75373		75589		75736		75968													
Price:		£889		£1059		£1379		£1499		£1839													





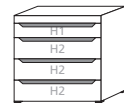

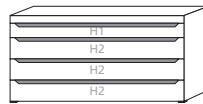
Hinged Door Wardrobes - Wood finish doors with drawers

Internal Widths (cm)		<div><div>48</div><div>97</div><div>48</div></div>		<div><div>48</div><div>97</div><div>48</div><div>48</div></div>		<div><div>97</div><div>97</div><div>97</div></div>		<div><div>48</div><div>97</div><div>97</div><div>48</div></div>		<div><div>97</div><div>97</div><div>48</div><div>97</div></div>	
											
Width (cm):		200		250		300		300		350	
Code:		75374		75590		75737		75738		75969	
Price:		£1859		£2449		£2145		£2599		£2909	

Optional Carcass Frame with Lights - For Hinged Door Wardrobes

																							
For Robe Width (cm):		150		200		250		300		350													
Frame Width (cm):		158		207		257		307		357													
Code:		98206		98218		98241		98261		98275													
Price:		£389		£415		£515		£539		£625													

Chests - Chest top included

																							
Height (cm):		42		42		49		49		80		80		80									
Width (cm):		50		50		50		50		80		120		160									
Code:		41920		41921		41930		41931		43792		48714		48767									
Price:		£399		£399		£429		£429		£729		£1099		£1199									

Hinged Door Soft Close Damper

Pair of door dampers for hinged door wardrobes, excluding Corner robe and angled or rounded units.  
One Pair required per door.



Quantity:	1 Pair
Code:	91099
Price:	£22

Wardrobe Notes.

Height:  
223 cm  
Depth / Internal Depth:  
62 / 58 cm  
Interior:  
Each wardrobe section contains two shelves and a hanging rail.  
You will find further accessories like Tie Racks, Trouser Holders, Shoe Racks etc. on pages 139, 140 and 141.

Carcass Frame

Note:  
The Optional Carcass Frame adds:  
3 cm to robe height  
7 cm to robe Width

Chests - Notes

Depth:  
46 cm  
Drawers:  
All drawers are fully extendable with soft close effect.  
120 and 160 cm wide drawers are sub-divided in the centre.  
Draw heights vary with each style, see chart below:  
H1: Drawer Height 1 = 13 cm  
H2: Drawer Height 2 = 19 cm

**Wardrobe Notes****Height:**

223 cm or 240 cm

**Depth / Interior Depth:**

69 cm / 58 cm

**Interior:**

Each wardrobe section contains two shelves and a hanging rail.

You will find further accessories like Tie Racks, Trouser Holders, Shoe Racks etc. on pages 139, 140 and 141.

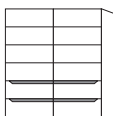
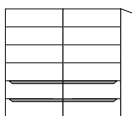

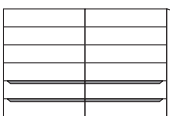
**Clearance:**

A 4 cm height clearance is required for assembly.

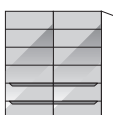



**LED Light Band\*\*:**

When using the LED Light Band the wardrobes can not be equipped with the optional carcass frame.


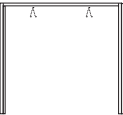
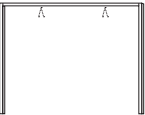
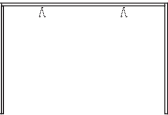
**Sliding Door Wardrobes - Wood finish doors**

Internal Widths (cm)	97	97	117	117	38	97	97	38	77	77	77	77
												
Width (cm):	200		240		280		320					
Code:	35268		35464		35564		35772					
Price:	£1289		£1399		£1889		£2035					


**Sliding Door Wardrobes - Grey Mirror Doors**

Internal Widths (cm)	97	97	117	117	38	97	97	38	77	77	77	77
												
Width (cm):	200		240		280		320					
Code:	35269		35465		35565		35773					
Price:	£1829		£2019		£2575		£2769					


**Optional Carcass Frame with Lights - For Sliding Door Wardrobes**

				
For Robe Width (cm):	200	240	280	320
Frame Width (cm):	210	250	290	330
Code:	98431	98304	98306	98308
Price:	£375	£405	£419	£439

**LED Light Band\*\* - Set of 2**

 <p>LED Lights left and right with push button</p>	
223 cm Code:	97990
Price:	£799

**Sliding Door Soft Close Damper**

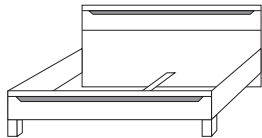
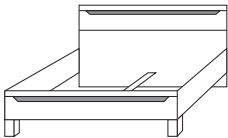
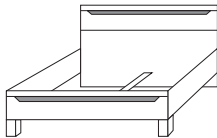
 <p>Pair of door dampers for sliding door wardrobe. One Pair required per robe.</p>	
Quantity:	1x Pair
Code:	91068
Price:	£115



Bed Frame 1A - With wood finish legs and slatted base.

Headboard -  
Height 89 cm

Footboard -  
Height 42 cm

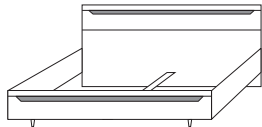
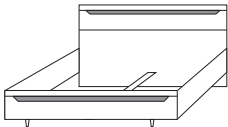
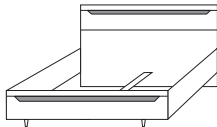


For Mattress Size (cm):	140 x 190	150 x 200	180 x 200
Length (cm):	197	207	207
Width (cm):	148	158	188
Code:	55349	55350	55380
Price:	£999	£999	£999

Bed Frame 2A - With hidden legs and slatted base.

Headboard -  
Height 89 cm

Footboard -  
Height 42 cm



For Mattress Size (cm):	140 x 190	150 x 200	180 x 200
Length (cm):	197	207	207
Width (cm):	148	158	188
Code:	55549	55550	55580
Price:	£999	£999	£999

Optional LED Headboard Lights

LED Lights mount to rear left and right side of headboard

Code: 97313  
Price: £199

Optional Underbed Lights

Motion Sensor Underbed LED Lights

Code: 97308  
Price: £425

Optional Underbed Pelmet

\*Only available for Bed Frame 2A Only

For footend height: 42  
Code: \*99142  
Price: £139



**Bed Notes.**

**Finishes:**  
All bedframe finishes are P9 Polar White with a choice of trim finishes:  
U1 - Walnut  
I1 - Moor Oak






# evona.

Using one simple design feature, **evona** exemplifies the art of 'less is more'.

Understated styling flatters a curved edge detail ensuring this collection has both charm and presence, further highlighted by the deft touch of curved bar handles in a discreet matt metal. Exuding quality, **evona** wardrobe doors have a high gloss, hand finished lacquer in Sahara or white which can be combined with moor oak, light elm or polar white colours.

## Finish Options - Price Group 1



## Finish Options - Price Group 2



## Handle Option

Curved  
Matt Aluminium  
138







Curved Frame Hinged Door Wardrobe

Internal Widths (cm)

97

48

97

97

97

48

97

97

97

97

Width (cm):

160

210

260

310

Price Group 1

Code:

75166

75369

75588

75735

Price:

£1219

£1589

£1919

£2169

Price Group 2

Code:

L75166

L75369

L75588

L75735

Price:

£1469

£1899

£2299

£2619

Height:

228 cm

Depth / Interior Depth:

62 cm / 58 cm

Interior:

Each wardrobe section contains two shelves and a hanging rail.




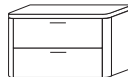


Clearance:

This range has full length hinged doors. Please take particular attention of delivery information Note 6 on the inside back cover regarding carpets.

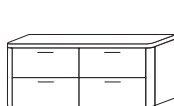




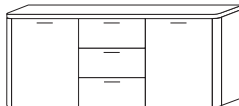
Options:

See Page 124/127 for Interior and Exterior

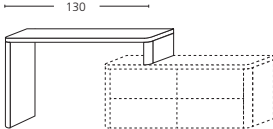
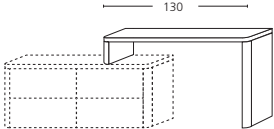
Curved Frame Bedsides and Chests

								<b>Chest Notes:</b> Depth: 46 cm Drawer: All drawers are fully extendable with soft close effect.
		Width (cm):	50	60	70	90	70	90
		Height (cm):	58	58	58	58	84	84
Price Group 1	Code:	41206	41237	41267	41297	43206	43216	
	Price:	£425	£445	£479	£599	£599	£659	
Price Group 2	Code:	L41206	L41237	L41267	L41297	L43206	L43216	
	Price:	£509	£539	£605	£729	£719	£799	


Curved Frame Chests and Cupboards

								
		Width (cm):	130	130	130	130	170	190
		Height (cm):	58	84	84	84	84	84
Price Group 1	Code:	48000	48102	48103	48104	48114	48130	
	Price:	£809	£869	£869	£1045	£1179	£1139	
Price Group 2	Code:	L48000	L48102	L48103	L48104	L48114	L48130	
	Price:	£975	£1045	£1045	£1255	£1419	£1369	

Dressing Table Add-on - to be used with 58 cm height chest

					
		Width (cm): 130		130	
		Height (cm): 74		74	
		Code: 45204		45205	
		Price: £309		£309	

Wall Mirror - with matt aluminium frame

			
		Height (cm): 76	
		Width (cm): 104	
		Code: 49017	
		Price: £249	

Wardrobe Notes

Height: 228 cm  
Depth / Interior Depth: 62 cm / 58 cm  
Interior: Each wardrobe section contains two shelves and a hanging rail.  
Clearance: This range has full length hinged doors. Please take particular attention of delivery information Note 6 on the inside back cover regarding carpets.  
Options: See Page 124/127 for Interior and Exterior Options.

Chest Notes.

Depth: 46 cm  
Drawer: All drawers are fully extendable with soft close effect.

Mirror Notes.

The Mirror is to be installed by the customer.

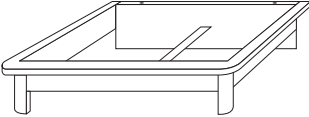


**Bed Frame Notes**


**Bedframe 1:**  
Height adjustable base in four positions from 20 cm to 27 cm plus height of slatted frame.

**Bedframe 2:**  
Height adjustable base in four positions from 27 cm to 34 cm plus height of slatted frame.


**Bed Frame 1** - with slatted base, and without head panel

Bed Height 41cm					
For Mattress Size (cm):	140 x 190	150 x 200	180 x 200		
Length (cm):	213	223	223		
Width (cm):	157	167	197		
Code:	56149	56150	56180		
Price:	£979	£979	£979		







**Head Panel** - Wood Finish with Curved Top

Height including Frame 102cm					
Height (cm):	53	53	53		
Width (cm):	148	168	188		
Code without LED:	46464	46466	46468		
Price:	£415	£415	£415		
Code with LED:	46474	46476	46478		
Price:	£519	£519	£519		

**Optional Underbed Lights**


Motion Sensor Underbed LED Lights			
Code:	97308		
Price:	£425		

**Curved Frame Bedsides 1** - for use with Bedframe 1 only.

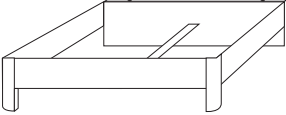
													
Width (cm):		45	45	50	55	55	60						
Height (cm):		41	41	41	41	41	41						
Price Group 1	Code:	41203	41204	41205	41233	41234	41235						
	Price:	£349	£349	£379	£369	£369	£399						
Price Group 2	Code:	L41203	L41204	L41205	L41233	L41234	L41235						
	Price:	£419	£419	£459	£445	£445	£479						




**Optional Lights - Aluminium Finish**

For use with Headend of Bed Frame			
Pair of LED Aluminium Finish Lights			
Cannot be used with Glass Head Panel.			
Height (cm):	20 (each)		
Code:	97242		
Price:	£289		

**Bed Frame 2** - with slatted base, and without head panel







Bed Height 46 cm					
For Mattress Size (cm):	140 x 190	150 x 200	180 x 200		
Length (cm):	210	220	220		
Width (cm):	150	160	190		
Code:	56349	56350	56380		
Price:	£919	£919	£919		

**Head Panel** - Padded with Curved Top

Height including Frame 102cm					
Brown - G55					
Height (cm):	53	53	53		
Width (cm):	148	168	188		
Code:	46504	46506	46508		
Price:	£415	£415	£415		



**Curved Frame Bedsides 2** - for use with Bedframe 2 only.

													
Width (cm):		45	45	50	55	55	60						
Height (cm):		46	46	46	46	46	46						
Price Group 1	Code:	41120	41121	41122	41140	41141	41142						
	Price:	£349	£349	£395	£385	£385	£415						
Price Group 2	Code:	L41120	L41121	L41122	L41140	L41141	L41142						
	Price:	£419	£419	£475	£459	£459	£495						

**Chests - Notes**

**Depth:**  
46 cm















**Drawers:**  
All drawers are fully extendable with soft close effect.  
Drawer heights vary with each style, see chart below:

H1: Drawer Height 1 = 13 cm  
H2: Drawer Height 2 = 19 cm  
H3: Drawer Height 3 = 25 cm

# marcato.

Time to let loose the designer within!

**marcato** offers a world of choice within one range, making almost anything possible. Combine discreet black edging detail with ultra-cool light fittings for an instant designer setting; or keep it safe and simple for a neat look in a children's bedroom. With a choice of hinged, sliding and corner robes in a wide range of glass and wood effect or polar white finishes, marcato offers a level of choice and matching extras that allow for a truly individual bedroom setting.

Finish Options		Door Finish					
							
Carcass Finish		Cabana C1	C28	C31	C57	Not Available	Not Available
		Polar White P9	P28	P31	P57	P69	P29
		Satin Ash D1	D28	Not Available	D57	D69	Not Available
		Satin Maple T1	T28	Not Available	T57	T69	Not Available
		Silver Oak R9	R28	R31	R57	R69	Not Available
		Walnut U1	U28	U31	U57	Not Available	U29
		Elm L9	L28	L31	L57	Not Available	L29
		Moor Oak I1	I28	I31	I57	Not Available	I29
		Sonoma Oak M9	M28	M31	M57	M69	Not Available

## Handle and Door Trim Options


For sliding and hinged door wardrobes.  
Please specify your chosen finish.



Matt  
Aluminium  
301

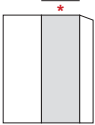
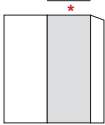
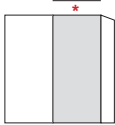
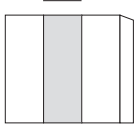
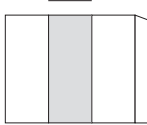

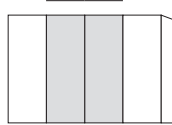


Black  
324

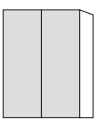
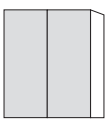
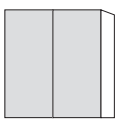
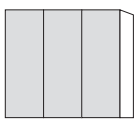
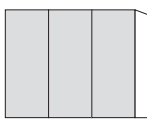
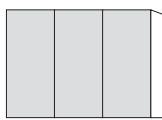
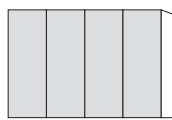




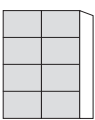
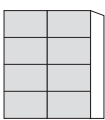
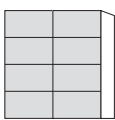
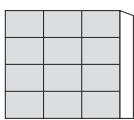
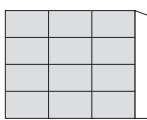
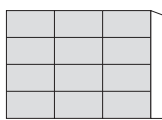
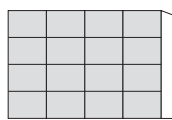
Sliding Door Wardrobes - Wood & Glass Doors

Internal Widths (cm)		77	77	87	87	97	97	77	77	77	77	87	87	87	97	97	97	77	77	77	77
																					
Width (cm):		160		180		200		240		270		300		320							
Code:		35011/2		35111/2		35211/2		35411/2		35531/2		35671/2		35721/2							
Price:		£1149		£1219		£1269		£1525		£1615		£1659		£2149							








Sliding Door Wardrobes - All Glass Doors

Internal Widths (cm)		77	77	87	87	97	97	77	77	77	77	87	87	87	97	97	97	77	77	77	77
																					
Width (cm):		160		180		200		240		270		300		320							
Code:		35012/2		35112/2		35212/2		35412/2		35532/2		35672/2		35722/2							
Price:		£1349		£1395		£1469		£1889		£1959		£2020		£2509							

Sliding Door Wardrobes - All Glass Doors with Horizontal Trim

Internal Widths (cm)		77	77	87	87	97	97	77	77	77	77	87	87	87	97	97	97	77	77	77	77
																					
Width (cm):		160		180		200		240		270		300		320							
Code:		35039/6		35139/6		35239/6		35439/6		35549/6		35689/6		35739/6							
Price:		£1625		£1675		£1735		£2279		£2365		£2409		£3079							

Optional Frame with Lights - For Sliding Door Wardrobes

																					
For Robe Width (cm):		160		180		200		240		270		300		320							
Frame Width (cm):		170		190		210		250		280		310		330							
Code:		98429		98332		98334		98433		98340		98342		98437							
Price:		£365		£385		£399		£445		£499		£515		£559							

Wardrobe Notes.

Height:  
223 cm  
Depth / Internal Depth:  
69 / 58 cm  
Clearance:  
A 4 cm clearance is required for sliding door wardrobes.  
Interior:  
Each wardrobe section contains two shelves and a hanging rail.  
You will find accessories like Tie Racks, Trouser Holders, Shoe Racks etc. on pages 139, 140 and 141.  
Glass Doors:  
Glass doors marked \* can also be assembled on the opposite side.

Sliding Door Soft Close Damper

Pair of door dampers for sliding door wardrobe.  
One Pair required per robe.



Quantity:	1 pair
Code:	91068
Price:	£115

Optional Frame Notes.

Lights:  
One light above each door.  
Clearance:  
Frame adds 5 cm to robe height, 10 cm to robe width and 4 cm to robe depth.



**Wardrobe Notes.****Height:**

223 cm

**Depth / Internal Depth:**

62 / 58 cm

**Interior:**

Each wardrobe section contains two shelves and a hanging rail.

You will find further accessories like Tie Racks, Trouser Holders, Shoe Racks etc. on pages 139, 140 and 141.

**Clearance:**

This range has full length hinged doors. Please take particular attention of delivery information **Note 6 on the inside back cover regarding carpets.**

**Pelmets\*\*:**

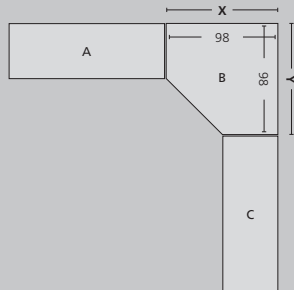
Optional Pelmet adds 3 cm to height of wardrobe.

**Corner Wardrobe Requirements & Notes.**

**Single Units\*\*:** 48 cm wide units are for use with corner units only.

**Wardrobe A C Space Requirements for Corner Robe B**

Hinged Door Robe	Hinged Door Robe	X = 102 cm Y = 102 cm
Hinged Door Robe	2 or 3 Door Sliding Robe	X = 104 cm Y = 102 cm
2 Door Sliding Robe	2 or 3 Door Sliding Robe	X = 104 cm Y = 107 cm
2 Door Sliding Robe	Hinged Door Robe	X = 102 cm Y = 107 cm
3 Door Sliding Robe	2 or 3 Door Sliding Robe	X = 104 cm Y = 104 cm
3 Door Sliding Robe	Hinged Door Robe	X = 102 cm Y = 104 cm

**Hinged Door Wardrobes - Wood and Glass Doors**

Internal Widths (cm)	48	48	97	97 48	97 48	97 97	97 97	97 48 97	97 48 97
Width (cm):	51	51	101	151	151	200	200	250	250
Code:	*16560	*16561	16130	76120	76121/2	76334	76335/2	76550	76551/2
Price:	£509	£509	£859	£1175	£1249	£1455	£1609	£1639	£1869

**Hinged Door Wardrobes (Cont.) - Wood and Glass Doors**

Internal Widths (cm)	97 97 97	97 97 97	97 97 97
Width (cm):	300	300	300
Code:	76810	76811/2	76812/2
Price:	£2059	£2215	£2369

**Corner Wardrobe\* - Hinged Door**

98 x 98	98 x 98
Please consult Corner Wardrobe space requirements.	
Corner Wardrobe cannot be stood on its own.	
Code:	16720 16722
Price:	£869 £869

**Optional Light Pelmets\*\***

For Hinged Door Wardrobes.

Code:	Robe Width:	Lights:	Price:
98781	51 cm	1	£169
98783	101 cm	2	£309
98785	151 cm	1	£269
98787	200 cm	2	£449
98789	250 cm	3	£499
98791	300 cm	4	£575
98793	350 cm	5	£635
98795	Corner Robe	1	£195

**Optional Side Frames**

For use with Optional Pelmets

Height: 226 cm Width: 6.4 cm Depth: 12 cm	
Use only in conjunction with light pelmet.	
Code:	98398
Price:	£99

**Hinged Door Wardrobes - All Glass Doors**

Internal Widths (cm)	48	48	97	97 48	97 97	97 48 97	97 97 97	97 97 48 97
Width (cm):	51	51	101	151	200	250	300	350
Code:	*16562/2	*16563/2	16131/2	76122/2	76336/2	76552/2	76813/2	76967/2
Price:	£575	£575	£999	£1385	£1769	£2025	£2525	£3049

**Corner Wardrobe\* - Hinged Door**

98 x 98	98 x 98
Please consult Corner Wardrobe space requirements.	
Code:	16724/2 16726/2
Price:	£869 £869

**Hinged Door Wardrobes - All Glass Doors with Horizontal Trim**

Internal Widths (cm)	48	48	97	97 48	97 97	97 48 97	97 97 97	97 97 48 97
Width (cm):	51	51	101	151	200	250	300	350
Code:	*16586/6	*16587/6	16138/6	76129/6	76343/6	76569/6	76821/6	76982/6
Price:	£699	£699	£1209	£1725	£2169	£2555	£3125	£3755

**Corner Wardrobe\* - Hinged Door**

98 x 98	98 x 98
Please consult Corner Wardrobe space requirements.	
Code:	16792/6 16793/6
Price:	£979 £979

# crecido.

Keep it simple or mix it wildly and as funky as you dare!

The **crecido** allows you to be as simple and stylish or as bold-as-you-go, offering panel combinations that mean you can choose a wardrobe front in white glass, grey mirror, black / grey glass or a combination of all or any. Fancy mixing them all? Then you can. A statement piece in white and black glass? It's yours. Crisp looking white and grey glass... it's there for the taking.

Finish Options		Door Finish			
		White Glass	Black Glass	Grey Mirror	Grey Glass
Carcass Finish	Cabana C1	C28	C31	C57	C69
	Polar White P9	P28	P31	P57	P69
	Satin Maple T1	T28	T31	T57	T69
	Walnut U1	U28	U31	U57	U69

In addition to the options above, you may mix the Glass and Wood Finishes as pictured on page 45, refer to planning guide on page 46.



## Handle and Door Trim Options

For sliding door wardrobes.  
Please specify your chosen finish.

Matt Aluminium 301	Chrome 302	Carcass Finish 399

## Handle Options

For curved hinge door wardrobes  
Please specify your chosen style.

	Matt Aluminium 113 Length 27 cm
	Matt Aluminium 114 Length 28 cm
	Chrome 115 Length 27 cm





Credo Mix & Match Glass Option - For Sliding Door Wardrobes

As an alternative to the set models, you can configure your own colour and mirror combinations for each wardrobe door. To use this option, please state the model code for the size required, the carcass finish and the glass finishes you are selecting for each numbered panel on the diagrams below.



Two Door Robe - Panel Selection Options

Example 1

Diagram showing a Two Door Robe configuration with 6 panels (1-6) and a 300cm width. The panels are arranged in a 2x3 grid. The carcass color is Cabana C1.

Width (cm):	200
Code:	36264
Carcass Colour:	Cabana C1

Example 2

Diagram showing a Two Door Robe configuration with 6 panels (1-6) and a 300cm width. The panels are arranged in a 2x3 grid. The carcass color is Polar White P9.

Width (cm):	300
Code:	36627
Carcass Colour:	Polar White P9

Sliding Door Wardrobes - Mixed Glass and Mirror Doors

Internal Widths (cm)	87 87	97 97	117 117	87 87 87	97 97 97	117 117 117
Width (cm):	180	200	240	270	300	360
Code:	36123	36264	36482	36592	36627	36857
Price:	£1839	£1949	£2119	£2445	£2640	£2939

Curved Door - End Robe

Internal Widths (cm)	44	44
Width (cm):	48	48
Code:	16600	16601
Price:	£799	£799

Optional Carcass Frame with Lights - For Sliding Door Wardrobes - One light above each door

For Robe Width (cm):	180	200	240	270	300	360
Frame Width (cm):	190	210	250	280	310	370
Code:	98332	98334	98338	98340	98342	98346
Price:	£385	£399	£445	£499	£515	£559

Sliding Door Soft Close Damper

Pair of door dampers for sliding door wardrobe. One Pair required per robe.

Quantity: 1 pair

Code: 91068

Price: £115

Wardrobe Notes.

Height: 223 cm

Depth / Internal Depth: 69 / 58 cm

Clearance: A 4 cm clearance is required for sliding door wardrobes.

Interior: Each wardrobe section contains two shelves and a hanging rail.

You will find accessories like Tie Racks, Trouser Holders, Shoe Racks etc. on pages 139, 140 and 141.

Curved End Robe Notes.

Height: 223 cm

Depth: 62 cm

Curved end shallows to 44 cm deep.

Interior: Curved end sections contain four shelves. Additional shelves are model code: 92061/45 £19.

Handles: There is a choice of three handles for Curved Door Robe see previous page.

Frames: No Carcass Frame available for Curved End Robe.

Optional frames cannot be used on sliding door wardrobes when used in conjunction with curved end robes.

Carcass Frame Notes.

Frame adds: 5cm to robe height. 10cm to robe width. 4cm to robe depth.





# attraction.

The **attraction** is clear!

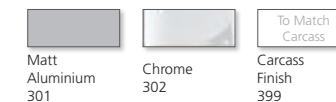
A deliciously presented collection that blends form with function, **attraction** offers a world of wardrobe choices with real wow factor. What marks it out from other ranges is the possibility of combining hinged and sliding robes together with terrific effect. Along with trim detail that, teamed with a glass finish, has more than a hint of the Orient about it, makes this range a hugely adaptable and attractive choice.

Finish Options		Door Finish						
		To Match Carcass	Frosted Glass Green	White Glass	Black Glass	Grey Mirror	Sahara Glass	Chocolate Glass
Carcass Finish	Cabana C1	C1	C66	C28	C31	C57	Not Available	C33
	Polar White P9	P9	P66	P28	P31	P57	P29	P33
	Natural Cherry K1	K1	K66	K28	K31	K57	Not Available	Not Available
	Satin Maple T1	T1	T66	T28	Not Available	T57	Not Available	T33
	Silver Oak R9	R9	Not Available	R28	R31	R57	Not Available	R33
	Walnut U1	U1	U66	U28	U31	U57	U29	U33
	Elm L9	L9	Not Available	L28	L31	L57	L29	L33
	Moor Oak I1	I1	Not Available	I28	I31	I57	I29	I33
	Rijeka Oak N9	N9	Not Available	N28	N31	N57	N29	N33

\* For plain door corner robes and rounded end robes

## Handle and Door Trim Options

For sliding and hinged door wardrobes.  
Please specify your chosen finish.



## Handle and Door Trim Options

For curved hinged door wardrobes.  
Please specify your chosen finish.

Matt Aluminium 113  
Length 27 cm

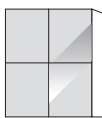
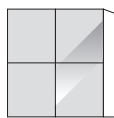






Matt Aluminium 114  
Length 28 cm

Chrome 115  
Length 27 cm

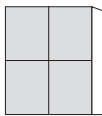
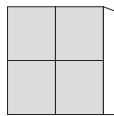
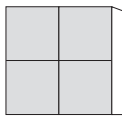
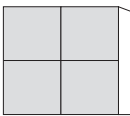
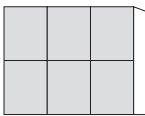
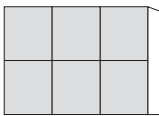
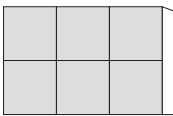
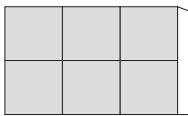




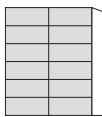
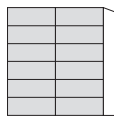
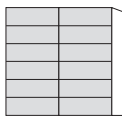
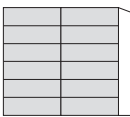
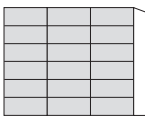
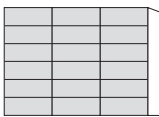
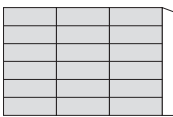
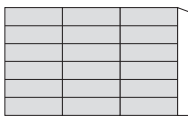
Glass & Grey Mirror Doors with One Horizontal Door Trim - Sliding Door Wardrobes

Internal Widths	<div><div>87</div><div>87</div></div>	<div><div>97</div><div>97</div></div>	<div><div>107</div><div>107</div></div>	<div><div>117</div><div>117</div></div>	<div><div>87</div><div>87</div><div>87</div></div>	<div><div>97</div><div>97</div><div>97</div></div>	<div><div>107</div><div>107</div><div>107</div></div>	<div><div>117</div><div>117</div><div>117</div></div>
								
Width (cm):	180	200	220	240	270	300	330	360
Code:	36129	36269	36329	36489	36599	36639	36789	36869
Price:	£1609	£1675	£1775	£1835	£2339	£2395	£2589	£2709

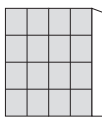
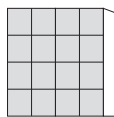
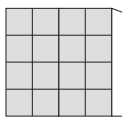





All Glass Doors with One Horizontal Door Trim - Sliding Door Wardrobes

Internal Widths	<div><div>87</div><div>87</div></div>	<div><div>97</div><div>97</div></div>	<div><div>107</div><div>107</div></div>	<div><div>117</div><div>117</div></div>	<div><div>87</div><div>87</div><div>87</div></div>	<div><div>97</div><div>97</div><div>97</div></div>	<div><div>107</div><div>107</div><div>107</div></div>	<div><div>117</div><div>117</div><div>117</div></div>
								
Width (cm):	180	200	220	240	270	300	330	360
Code:	36112	36232	36322	36432	36542	36612	36732	36832
Price:	£1609	£1675	£1775	£1835	£2339	£2395	£2589	£2709

All Glass Doors with Five Horizontal Door Trims - Sliding Door Wardrobes

Internal Widths	<div><div>87</div><div>87</div></div>	<div><div>97</div><div>97</div></div>	<div><div>107</div><div>107</div></div>	<div><div>117</div><div>117</div></div>	<div><div>87</div><div>87</div><div>87</div></div>	<div><div>97</div><div>97</div><div>97</div></div>	<div><div>107</div><div>107</div><div>107</div></div>	<div><div>117</div><div>117</div><div>117</div></div>
								
Width (cm):	180	200	220	240	270	300	330	360
Code:	36113	36233	36323	36433	36543	36613	36733	36833
Price:	£1689	£1749	£1835	£1885	£2475	£2526	£2699	£2815

All Glass Doors with Three Horizontal & One Vertical Door Trim - Sliding Door Wardrobes

Internal Widths	<div><div>87</div><div>87</div></div>	<div><div>97</div><div>97</div></div>	<div><div>107</div><div>107</div></div>	<div><div>117</div><div>117</div></div>	<div><div>87</div><div>87</div><div>87</div></div>	<div><div>97</div><div>97</div><div>97</div></div>	<div><div>107</div><div>107</div><div>107</div></div>	<div><div>117</div><div>117</div><div>117</div></div>
								
Width (cm):	180	200	220	240	270	300	330	360
Code:	36114	36234	36324	36434	36544	36614	36734	36834
Price:	£1689	£1749	£1835	£1885	£2475	£2526	£2699	£2815

*Grey Mirror Door Wardrobe Notes*

**Doors:**  
The left hand facing door on two door models and both outer doors on three door models are in the selected glass finish. The right hand facing door on the two door models and the centre door on the three door models are in grey mirror.

*Wardrobe Notes.*

**Height:**  
223 cm

**Depth / Internal Depth:**  
69 / 58 cm

**Clearance:**  
A 4 cm clearance is required for sliding door wardrobes.

**Interior:**  
Each wardrobe section contains two shelves and a hanging rail.

You will find accessories like Tie Racks, Trouser Holders, Shoe Racks etc. on pages 139, 140 and 141.



### Optional Frame Notes.

**Lights:**  
One light above each door.

**Clearance:**  
Frame adds 5 cm to robe height, 10 cm to robe width and 4 cm to robe depth.

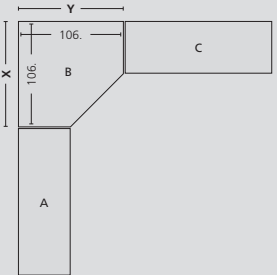
### Optional Frame with Lights - For Sliding Door Wardrobes

For Robe Width (cm):	180	200	220	240	270	300	330	360
Frame Width (cm):	190	210	230	250	280	310	340	370
Code:	98332	98334	98336	98338	98340	98342	98344	98346
Price:	£385	£399	£405	£445	£499	£515	£550	£559

### Corner Wardrobe Requirements & Notes.

**Height:** 223 cm

Wardrobe A	Wardrobe C	Space Requirements for Corner Robe B
Hinged Door Robe	Hinged Door Robe	X = 110 cm Y = 110 cm
Hinged Door Robe	2 or 3 Door Sliding Robe	X = 112 cm Y = 110 cm
2 Door Sliding Robe	2 or 3 Door Sliding Robe	X = 112 cm Y = 115 cm
2 Door Sliding Robe	Hinged Door Robe	X = 110 cm Y = 115 cm
3 Door Sliding Robe	2 or 3 Door Sliding Robe	X = 112 cm Y = 112 cm
3 Door Sliding Robe	Hinged Door Robe	X = 110 cm Y = 112 cm



- Please refer to the chart above for the space requirements for wardrobe combinations. Sizes vary as spacer panels are used between sliding door and corner robes and also the variation in carcass depths.
- For stability it is recommended this Corner Wardrobe has a Wardrobe attached to the side opposite the shelves.
- Optional Pelmet, Carcass Frames and Side Frames cannot be used when combining Sliding Door Robes with any Hinged Door Robe or Corner Robe.
- Side Frames Code 98398 cannot be used on Corner Robe Sides.
- Horizontal Trims on Attraction Corner Robes align with the trims on Hinge Door models, but vary slightly in alignment to those on Sliding Door models due to a difference of door length.

### Corner Robe - Hinged Door Corner Unit without Pelmet

Plain Door	Glass Door	Glass Door with one horizontal trim	Glass Door with three horizontal trims	Glass Door with five horizontal trims
Width (cm): 106 x 106	Width (cm): 106 x 106	Width (cm): 106 x 106	Width (cm): 106 x 106	Width (cm): 106 x 106
Code: 16926	Code: 16927	Code: 16928	Code: 16929	Code: 16920
Price: £875	Price: £875	Price: £955	Price: £955	Price: £989



### Curved End Robe Notes.

**Height:** 223 cm  
**Depth:** 62 cm  
**Interior:** Curved end shallows to 44 deep. Curved end sections contain four shelves. Additional shelves are model code: 92061/45 £19.  
**Frames:** No Carcass Frame available for Curved End Robe. Optional frames cannot be used on sliding door wardrobes when used in conjunction with curved end robes.

### Curved Door - End Robe

Internal Widths		
Width (cm):	48	48
Code:	16600	16601
Price:	£799	£799

All Glass Doors with One Horizontal Door Trims - Hinged Door Wardrobes

Internal Widths (cm)	57	57	117	117 57	117 117	117 57 117	117 117 117
Width (cm):	61	61	120	180	240	300	360
Code:	16210	16211	76011	76294	76494	76704	76925
Price:	£695	£695	£1099	£1675	£2129	£2705	£3159

All Glass Doors with Three Horizontal Door Trims - Hinged Door Wardrobes

Internal Widths (cm)	57	57	117	117 57	117 117	117 57 117	117 117 117
Width (cm):	61	61	120	180	240	300	360
Code:	16212	16213	76012	76295	76495	76705	76926
Price:	£735	£735	£1129	£1715	£2195	£2799	£3265

All Glass Doors with Five Horizontal Door Trims - Hinged Door Wardrobes

Internal Widths (cm)	57	57	117	117 57	117 117	117 57 117	117 117 117
Width (cm):	61	61	120	180	240	300	360
Code:	16214	16215	76013	76296	76496	76706	76927
Price:	£735	£735	£1149	£1765	£2255	£2859	£3345

Optional Pelmet with Lights - Pelmet for Hinged Door Wardrobes

	One Light	Two Lights	One Light	Two Lights	Three Lights	Four Lights	
For Robe Width (cm):	61	120	180	240	300	360	Corner Robe
Code:	98765	98767	98769	98771	98773	98775	98777
Price:	£135	£225	£179	£299	£415	£525	£135

Optional Side Frame - For use with Optional Pelmet

Height: 226 cm Width: 6.4 cm Depth: 12 cm	
Width (cm):	6.4
Code:	98398
Price:	£99

Wardrobe Notes.

Height:

223 cm

Depth / Internal Depth:

62 / 58 cm

Interior:

Each wardrobe section contains two shelves and a hanging rail.

You will find further accessories like Tie Racks, Trouser Holders, Shoe Racks etc. on pages 139, 140 and 141.

Clearance:

This range has full length hinged doors. Please take particular attention of delivery information **Note 6** on the inside back cover regarding carpets.



# limone.

Keep it light and airy or dark and subtle, the **limone** collection is marked out by its versatility and attention to detail.

Wardrobe options include combination robes with built-in drawers in a choice of natural wood-style or fresh white finishes. Co-ordinating chests of drawers and cupboards round off the overall well-balanced feel of this series.





### Finish Options



Polar  
White  
P9



Beech  
B9



Satin  
Ash  
D1



Elm  
L9



### Handle Options

For hinged wardrobes, chests and cupboards.  
Please specify your required style.

Matt Aluminium 301



Chrome 302



#### Wardrobe Notes.

##### Height:

200 cm - 226 cm

##### Depth / Internal Depth:

64 / 58 cm

##### Interior:

Each wardrobe section contains two shelves and a hanging rail.

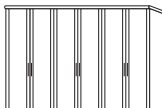
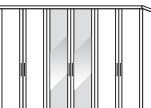
All drawers are fully extendable, self retracting with soft close effect.

You will find further accessories like Tie Racks, Trouser Holders, Shoe Racks etc. on pages 139, 140 and 141.

#### Wood & Mirror Doors - Hinged Door Wardrobes

Internal Widths (cm)	97	97 48	97 48	97 97	97 97	97 48 97	97 48 97	97 48 97
Height (cm):	200 226	200 226	200 226	200 226	200 226	200 226	200 226	200 226
Width (cm):	101	151	151	200	200	250	250	250
Code:	18133 15133	78153 75153	78154 75154	78364 75364	78365 75365	78581 75581	78582 75582	78583 75583
Price:	£789 £819	£1019 £1049	£1029 £1059	£1299 £1329	£1339 £1369	£1589 £1619	£1629 £1665	£1755 £1785

#### Wood & Mirror Doors - Hinged Door Wardrobes

Internal Widths (cm)	<div><div>97</div><div>97</div><div>97</div></div>			<div><div>97</div><div>97</div><div>97</div></div>		
						
Height (cm):	200			226		
Width (cm):	300			300		
Code:	78732			78733		
Price:	£1895			£1965		
	75732			75733		
	£1925			£1995		

#### Wood & Mirror Doors with Drawers - Combination Hinged Door Wardrobes and Drawers

Internal Widths (cm)	48 48 48	48 97 48	97 48 97	97 97 97
Height (cm):	200 226	200 226	200 226	200 226
Width (cm):	151	200	250	300
Code:	78155 75155	78366 75366	78584 75584	78734 75734
Price:	£1435 £1465	£1709 £1745	£2035 £2065	£2275 £2305

Sliding Door Wardrobes - All Wood Finish Doors

Internal Widths (cm)		<div>7777</div>		<div>8787</div>		<div>9797</div>		<div>777777</div>			<div>878787</div>			<div>979797</div>		
Height (cm):	197	223	197	223	197	223	197	223	197	223	197	223	197	223		
Width (cm):	160		180		200		240			270			300			
Code:	38007	35007	38107	35107	38204	35204	38404	35404	38504	35504	38604	35604				
Price:	£1005	£1039	£1055	£1089	£1109	£1145	£1379	£1409	£1465	£1499	£1505	£1539				

Sliding Door Wardrobes - Wood Finish and Mirror Doors

Internal Widths (cm)		<div>7777</div>		<div>8787</div>		<div>9797</div>		<div>777777</div>			<div>878787</div>			<div>979797</div>		
Height (cm):	197	223	197	223	197	223	197	223	197	223	197	223	197	223	197	223
Width (cm):	160		180		200		240			270			300			
Code:	38008	35008	38108	35108	38205	35205	38405	35405	38505	35505	38605	35605				
Price:	£1055	£1089	£1109	£1145	£1169	£1205	£1435	£1465	£1515	£1549	£1559	£1589				

Sliding Door Wardrobes - All Mirror Doors

Internal Widths (cm)		<div>7777</div>		<div>8787</div>		<div>9797</div>		<div>777777</div>			<div>878787</div>			<div>979797</div>		
Height (cm):	197	223	197	223	197	223	197	223	197	223	197	223	197	223		
Width (cm):	160		180		200		240			270			300			
Code:	38004	35004	38121	35121	38206	35206	38406	35406	38506	35506	38606	35606				
Price:	£1109	£1145	£1169	£1205	£1215	£1245	£1549	£1579	£1629	£1659	£1665	£1695				

Optional Frame with Lights - For Sliding Door Wardrobes with pelmet lights

For Robe Height (cm):	197	223	197	223	197	223	197	223	197	223	197	223
For Robe Width (cm):	160		180		200		240		270		300	
Width (cm):	170		190		210		250		280		310	
Code:	98871	98429	98873	98332	98875	98334	98877	98433	98879	98340	98881	98342
Price:	£365	£365	£385	£385	£399	£399	£445	£445	£499	£499	£515	£515

Wardrobe Notes.

**Height:**  
197 cm - 223 cm

**Depth / Internal Depth:**  
69 / 58 cm

**Clearance:**  
A 4 cm clearance is required for assembly of sliding door wardrobes.

**Interior:**  
Each wardrobe section contains two shelves and a hanging rail.

You will find further accessories like Tie Racks, Trouser Holders, Shoe Racks etc. on pages 139, 140 and 141.

Optional Frame Notes.

**Lights:**  
One light above each door.

**Clearance:**  
Frame adds 5 cm to robe height, 10 cm to robe width and 4 cm to robe depth.

**Chests - Notes****Depth:**

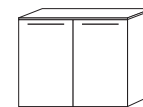
46 cm

**Drawers:**

All drawers are partially extendable and self retracting.

**Drawer heights:**

H2: Drawer Height 2 = 19 cm

**All Wood Fronts - Chests & Cupboards**

One Shelf each side

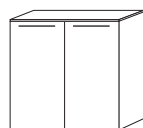


One Shelf



One Shelf

Height (cm)	61	61	80	80	80	80	80
Width (cm):	40	50	50	80	100	100	100
Code:	41843	41853	43859	43886	43896	43897	43899
Price:	<b>£295</b>	<b>£319</b>	<b>£439</b>	<b>£615</b>	<b>£415</b>	<b>£655</b>	<b>£655</b>

**All Wood Fronts - Chests & Cupboards**

Two Shelves each side

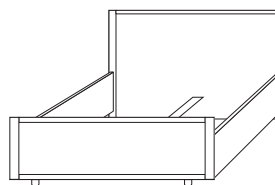


Two Shelves

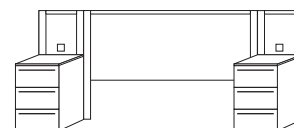


Two Shelves

Height (cm)	100	100	100	100	100
Width (cm):	50	80	100	100	100
Code:	43959	43986	43996	43997	43999
Price:	<b>£525</b>	<b>£689</b>	<b>£499</b>	<b>£759</b>	<b>£759</b>

**Bed Frame - with slatted base**Headend 99 cm High  
Footend 61 cm High

For Mattress Size (cm):	140 x 190	150 x 200	180 x 200
Length (cm):	198	208	208
Width (cm):	150	160	190
Code:	50749	50750	50780
Price:	<b>£749</b>	<b>£749</b>	<b>£749</b>

**Side Chests - with power sockets in panel, for use with bed frame** **Headboard & Side Chests - with power sockets in panel**

Depth (cm):	46	46	Depth (cm):	46	46
Height (cm):	99	99	Height (cm):	99	99
Width (cm):	40	50	Width (cm):	40 + 150 + 40 = 230	40 + 170 + 40 = 250
Code:	41844	41854	Code:	47024	47025
Price:	<b>£365</b>	<b>£385</b>	Price:	<b>£805</b>	<b>£865</b>



# ravenna.

The epitome of chic simplicity, the **ravenna** collection of sliding wardrobes provides an effective storage solution with impressive but understated good looks.

Available in a choice of warm wood or polar white finishes that can be combined with mirrored panels, these roomy robes will see an end to bedroom clutter. A fully mirrored option will also throw space and light back into the room, making smaller bedrooms appear much larger than they really are.

## Finish Options



## Standard Handle/Door Trim

For sliding door wardrobes.



Matt  
Aluminium  
301





**Wardrobe Notes.****Height:**

197 cm / 223 cm / 240 cm

**Depth / Internal Depth:**

69 / 58 cm

**Clearance:**

A 4 cm clearance is required for sliding door wardrobes.

**Interior:**

Each wardrobe section contains two shelves and a hanging rail.

You will find accessories like Tie Racks, Trouser Holders, Shoe Racks etc. on pages 139, 140 and 141.

**All Plain Door Wardrobes - Sliding Door Wardrobes**

Internal Widths (cm)	77 77			87 87			97 97			77 77 77			87 87 87			97 97 97		
Height (cm):	197	223	240	197	223	240	197	223	240	197	223	240	197	223	240	197	223	240
Width (cm):	160			180			200			240			270			300		
Code:	39000	36000	33000	39103	36103	33103	39200	36200	33200	39400	36400	33400	39570	36570	33570	39600	36600	33600
Price:	£869	£1085	£1119	£929	£1149	£1259	£969	£1225	£1339	£1189	£1489	£1635	£1269	£1585	£1745	£1309	£1649	£1810

**Plain & Mirror Door Wardrobes - Sliding Door Wardrobes**

Internal Widths (cm)	77 77			87 87			97 97			77 77 77			87 87 87			97 97 97		
Height (cm):	197	223	240	197	223	240	197	223	240	197	223	240	197	223	240	197	223	240
Width (cm):	160			180			200			240			270			300		
Code:	39001	36001	33001	39104	36104	33104	39201	36201	33201	39401	36401	33401	39571	36571	33571	39601	36601	33601
Price:	£929	£1149	£1259	£969	£1225	£1339	£1029	£1289	£1405	£1239	£1545	£1715	£1319	£1649	£1835	£1369	£1705	£1885

**All Mirror Door Wardrobes - Sliding Door Wardrobes**

Internal Widths (cm)	77 77			87 87			97 97			77 77 77			87 87 87			97 97 97		
Height (cm):	197	223	240	197	223	240	197	223	240	197	223	240	197	223	240	197	223	240
Width (cm):	160			180			200			240			270			300		
Code:	39002	36002	33002	39105	36105	33105	39202	36202	33202	39403	36403	33403	39572	36572	33572	39603	36603	33603
Price:	£979	£1239	£1365	£1039	£1309	£1439	£1095	£1369	£1509	£1379	£1725	£1905	£1455	£1835	£2025	£1495	£1885	£2075

**Optional Frame with Lights - For Sliding Door Wardrobes**

For Robe Height (cm):	-	223	240	-	223	240	-	223	240	-	223	240	-	223	240	-	223	240
For Robe Width (cm):	160			180			200			240			270			300		
Frame Width (cm):	170			190			210			250			280			310		
Code:	-	98429	98441	-	98332	98348	-	98334	98350	-	98433	98445	-	98340	98356	-	98342	98358
Price:	-	£365	£365	-	£385	£385	-	£399	£399	-	£445	£445	-	£499	£499	-	£515	£515

**Optional Frame Notes.**

Frame only available for 223 cm and 240 cm high wardrobes.

**Lights:**

One light above each door.

**Clearance:**

Frame adds 5 cm to robe height, 10 cm to robe width and 4 cm to robe depth.



03

# modular systems.


- horizon 4500
- horizon 6000
- horizon 7000
- skyline
- ambassador
- overbed units
- columbus

# horizon 4500.

Practicality in an attractive package, the **4500** series maintains the **horizon** family ethos for discreet design with simple frame detailing giving it a look of its own.

This sophisticated collection will meet the most demanding of tastes, offering an infinite number of combinations to suit any room.

## Finish Options



## Handle and Door Trim Options

All Horizon 4500 Wardrobe elements and complete wardrobes have a handle choice.  
Please specify your required style.



Matt Aluminium 301  
Length 27 cm



Chrome 302  
Length 27 cm















Matt Nickel 101  
Length 22 cm



















## Wardrobe Starter Units - Hinged Door Wardrobes, Plain Doors with or without drawers.

		Internal Widths (cm)												
		38	38	38	38	48	48	48	48	77	77	97	97	
														
		Width (cm):	40	40	40	40	50	50	50	50	80	80	100	100
200 cm High Robe One Shelf	Code:	08410	08412	08418	08420	08510	08512	08518	08520	08810	08818	08110	08118	
	Price:	£255	£255	£529	£529	£265	£265	£539	£539	£415	£749	£435	£785	
225 cm High Robe Two Shelves	Code:	05410	05412	05418	05420	05510	05512	05518	05520	05810	05818	05110	05118	
	Price:	£279	£279	£555	£555	£295	£295	£565	£565	£435	£785	£465	£805	
242 cm High Robe Two Shelves	Code:	02410	02412	02418	02420	02510	02512	02518	02520	02810	02818	02110	02118	
	Price:	£299	£299	£590	£590	£315	£315	£599	£599	£475	£829	£505	£865	

## Wardrobe Add-on Units - Hinged Door Wardrobes, Plain Doors with or without drawers.

		Width (cm):											
		40	40	40	40	50	50	50	50	80	80	100	100
<b>200 cm High Robe</b> One Shelf	Code:	08411	08413	08419	08421	08511	08513	08519	08521	08811	08819	08111	08119
	Price:	<b>£255</b>	<b>£255</b>	<b>£529</b>	<b>£529</b>	<b>£265</b>	<b>£265</b>	<b>£539</b>	<b>£539</b>	<b>£415</b>	<b>£749</b>	<b>£435</b>	<b>£785</b>
<b>225 cm High Robe</b> Two Shelves	Code:	05411	05413	05419	05421	05511	05513	05519	05521	05811	05819	05111	05119
	Price:	<b>£279</b>	<b>£279</b>	<b>£555</b>	<b>£555</b>	<b>£295</b>	<b>£295</b>	<b>£565</b>	<b>£565</b>	<b>£435</b>	<b>£785</b>	<b>£465</b>	<b>£805</b>
<b>242 cm High Robe</b> Two Shelves	Code:	02411	02413	02419	02421	02511	02513	02519	02521	02811	02819	02111	02119
	Price:	<b>£299</b>	<b>£299</b>	<b>£590</b>	<b>£590</b>	<b>£315</b>	<b>£315</b>	<b>£599</b>	<b>£599</b>	<b>£475</b>	<b>£829</b>	<b>£505</b>	<b>£865</b>

## Wardrobe Starter Units - Hinged Door Wardrobes, Bevelled Edge Mirror Doors with or without drawers.

		Internal Widths (cm)												
		38	38	38	38	48	48	48	48	77	77	97	97	
														
		Width (cm):	40	40	40	40	50	50	50	50	80	80	100	100
200 cm High Robe One Shelf	Code:	08414	08416	08422	08424	08514	08516	08522	08524	08816	08820	08116	08120	
	Price:	£345	£345	£625	£625	£365	£365	£635	£635	£559	£905	£599	£949	
225 cm High Robe Two Shelves	Code:	05414	05416	05422	05424	05514	05516	05522	05524	05816	05820	05116	05120	
	Price:	£365	£365	£655	£655	£389	£389	£669	£669	£609	£945	£669	£1015	
242 cm High Robe Two Shelves	Code:	02414	02416	02422	02424	02514	02516	02522	02524	02816	02820	02116	02120	
	Price:	£399	£399	£695	£695	£415	£415	£705	£705	£665	£989	£715	£1085	

## Wardrobe Add-on Units - Hinged Door Wardrobes, Bevelled Edge Mirror Doors with or without drawers.

		Width (cm):											
		40	40	40	40	50	50	50	50	80	80	100	100
<b>200 cm High Robe</b> One Shelf	Code:	08415	08417	08423	08425	08515	08517	08523	08525	08817	08821	08117	08121
	Price:	<b>£345</b>	<b>£345</b>	<b>£625</b>	<b>£625</b>	<b>£365</b>	<b>£365</b>	<b>£635</b>	<b>£635</b>	<b>£559</b>	<b>£905</b>	<b>£599</b>	<b>£949</b>
<b>225 cm High Robe</b> Two Shelves	Code:	05415	05417	05423	05425	05515	05517	05523	05525	05817	05821	05117	05121
	Price:	<b>£365</b>	<b>£365</b>	<b>£655</b>	<b>£655</b>	<b>£389</b>	<b>£389</b>	<b>£669</b>	<b>£669</b>	<b>£609</b>	<b>£945</b>	<b>£669</b>	<b>£1015</b>
<b>242 cm High Robe</b> Two Shelves	Code:	02415	02417	02423	02425	02515	02517	02523	02525	02817	02821	02117	02121
	Price:	<b>£399</b>	<b>£399</b>	<b>£695</b>	<b>£695</b>	<b>£415</b>	<b>£415</b>	<b>£705</b>	<b>£705</b>	<b>£665</b>	<b>£989</b>	<b>£715</b>	<b>£1085</b>

### Wardrobe Notes.

#### Height:

200 cm - 225 cm - 242 cm

#### Depth / Internal Depth:

64 / 58 cm

#### Interior:

Each wardrobe section contains shelf/shelves as stated below, and a hanging rail.

200 cm High Robe - One Shelf

225 cm High Robe - Two Shelves

242 cm High Robe - Two Shelves

You will find further accessories like Tie Racks, Trouser Holders, Shoe Racks etc. on pages 139, 140 and 141.

#### Clearance:

This range has full length hinged doors. Please take particular attention of delivery information **Note 6** on the inside back cover regarding carpets.

**Wardrobe Notes.****Height:**

200 cm - 225 cm - 242 cm

**Depth / Internal Depth:**

64 / 58 cm

**Interior:**

Each wardrobe section contains shelf/shelves as stated below, and a hanging rail.

200 cm High Robe - One Shelf

225 cm High Robe - Two Shelves

242 cm High Robe - Two Shelves

You will find further accessories like Tie Racks, Trouser Holders, Shoe Racks etc. on pages 139, 140 and 141.

**Clearance:**

This range has full length hinged doors. Please take particular attention of delivery information Note 6 on the inside back cover regarding carpets.

● **Wardrobe Starter Units - Hinged Door Wardrobes, Profile Doors.**

		Internal Widths (cm)						Depth with Cornice Overhang	
		Width (cm):	40	40	50	50	80	100	Width (cm): 1.6 1.6
<b>200 cm High Robe</b> One Shelf	Code:	08410/47	08412/47	08510/47	08512/47	08810/47	08110/47	Code:	99096 99094
	Price:	£315	£315	£325	£325	£535	£555	Price:	£79 £79
<b>225 cm High Robe</b> Two Shelves	Code:	05410/47	05412/47	05510/47	05512/47	05810/47	05110/47	Code:	99076 99074
	Price:	£339	£339	£355	£355	£555	£579	Price:	£89 £89
<b>242 cm High Robe</b> Two Shelves	Code:	02410/47	02412/47	02510/47	02512/47	02810/47	02110/47	Code:	99046 99044
	Price:	£365	£365	£375	£375	£595	£625	Price:	£95 £95

● **Wardrobe Add-on Units - Hinged Door Wardrobes, Profile Doors.**

		Width (cm):	40	40	50	50	80	100
<b>200 cm High Robe</b> One Shelf	Code:	08411/47	08413/47	08511/47	08513/47	08811/47	08111/47	
	Price:	£315	£315	£325	£325	£535	£555	
<b>225 cm High Robe</b> Two Shelves	Code:	05411/47	05413/47	05511/47	05513/47	05811/47	05111/47	
	Price:	£339	£339	£355	£355	£555	£579	
<b>242 cm High Robe</b> Two Shelves	Code:	02411/47	02413/47	02511/47	02513/47	02811/47	02111/47	
	Price:	£365	£365	£375	£375	£595	£625	

● **Corner Wardrobes Starter Units - Hinged Door Corner Wardrobes**

		Plain Door	Plain Door	Plain Door	Plain Door	Profile Door	Bevelled Mirror	Profile Door	Bevelled Mirror
		Width:	98 x 98	98 x 98	98 x 98	98 x 98	98 x 98	98 x 98	98 x 98
<b>200 cm High Robe</b> One Shelf	Code:	08910	08912	08914	08916	08910/47	08912/47	08914/47	08916/47
	Price:	£539	£539	£625	£625	£599	£599	£685	£685
<b>225 cm High Robe</b> Two Shelves	Code:	05910	05912	05914	05916	05910/47	05912/47	05914/47	05916/47
	Price:	£575	£575	£679	£679	£635	£635	£739	£739
<b>242 cm High Robe</b> Two Shelves	Code:	02910	02912	02914	02916	02910/47	02912/47	02914/47	02916/47
	Price:	£649	£649	£749	£749	£709	£709	£807	£807

● **Corner Wardrobes Add-on Units - Hinged Door Corner Wardrobes**

		Width:	98 x 98	98 x 98	98 x 98	98 x 98	98 x 98	98 x 98
<b>200 cm High Robe</b> One Shelf	Code:	08911	08913	08915	08917	08911/47	08913/47	08915/47
	Price:	£539	£539	£625	£6625	£599	£599	£685
<b>225 cm High Robe</b> Two Shelves	Code:	05911	05913	05915	05917	05911/47	05912/47	05915/47
	Price:	£575	£575	£679	£679	£635	£635	£739
<b>242 cm High Robe</b> Two Shelves	Code:	02911	02913	02915	02917	02911/47	02913/47	02915/47
	Price:	£649	£649	£749	£749	£709	£709	£807

● **End Panels - Right Hand Facing**

		Width (cm):	1.6	1.6
<b>200 cm High Robe</b> One Shelf	Code:	99096	99094	
	Price:	£79	£79	
<b>225 cm High Robe</b> Two Shelves	Code:	99076	99074	
	Price:	£89	£89	
<b>242 cm High Robe</b> Two Shelves	Code:	99046	99044	
	Price:	£95	£95	

● **Angled End Wardrobes Starter Units - Hinged Door Wardrobes**

		LHF	RHF	LHF	RHF	LHF	RHF
		Width:	46	46	46	46	46
<b>200 cm High Robe</b> One Shelf	Code:	08600	08600/47	08602/47	08602/47	08604/47	08604/47
	Price:	£369	£429	£525	£525	£525	£525
<b>225 cm High Robe</b> Two Shelves	Code:	05600	05600/47	05602/47	05602/47	05604/47	05604/47
	Price:	£385	£445	£525	£525	£525	£525
<b>242 cm High Robe</b> Two Shelves	Code:	02600	02600/47	02602/47	02602/47	02604/47	02604/47
	Price:	£415	£475	£569	£569	£569	£569

● **Angled End Wardrobes Add-on Units - Hinged Door Wardrobes**

		Width:	46	46	46	46
<b>200 cm High Robe</b> One Shelf	Code:	08605	08605/47	08607/47	08607/47	08609/47
	Price:	£369	£429	£525	£525	£525
<b>225 cm High Robe</b> Two Shelves	Code:	05605	05605/47	05607/47	05607/47	05609/47
	Price:	£385	£445	£525	£525	£525
<b>242 cm High Robe</b> Two Shelves	Code:	02605	02605/47	02607/47	02607/47	02609/47
	Price:	£415	£475	£569	£569	£569

● **Shelf Units -**

Free Standing or at end of units

		Width (cm):	41
<b>200 cm High Robe</b> One Shelf	Code:	44990	
	Price:	£339	
<b>225 cm High Robe</b> Two Shelves	Code:	44960	
	Price:	£455	
<b>242 cm High Robe</b> Two Shelves	Code:	44930	
	Price:	£465	

● **Shelf Units -**  
To stand between Wardrobes

		Width (cm):	41
<b>200 cm High Robe</b> One Shelf	Code:	44991	
	Price:	£339	
<b>225 cm High Robe</b> Two Shelves	Code:	44961	
	Price:	£455	
<b>242 cm High Robe</b> Two Shelves	Code:	44931	
	Price:	£465	

Horizon 4500 System Planning Guide

The following points and plans will assist you in planning your bedroom. Please use the colour coding for each element type from the section headings and match to the planning examples for guidance.

**Example A**

1 Angled Starter Units    2 Add-on Units    3 End Panel

1 Starter Wardrobe  
2 Add-on Wardrobe  
3 Add-on Corner Wardrobe  
4 Add-on Wardrobe  
5 Right Hand End Panel

**Example B**

1 Starter Unit with Drawers    2 Add-on Unit    3 End Panel    4 Open Shelf Unit    5 Starter Unit    6 Add-on Unit    7 End Panel

1 Starter Unit with Drawers  
2 Add-on Unit  
3 End Panel  
4 Open Shelf Unit  
5 Starter Unit  
6 Add-on Unit  
7 End Panel

**Example C**

66

Please refer to the inside back cover information before ordering from your stockist.





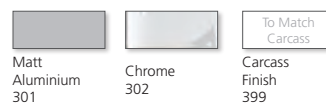
# horizon 6000.

Offering yet more classic design options...

...the **horizon 6000** series comes with heaps of special touches that attest to the quality of this range: handles that match the body colour with caps in chrome or aluminium; and the option to combine warm wood tones with luxury-style gloss finish doors.


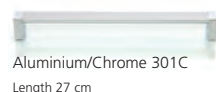
## Handle and Door Trim Options













For price group 1 & 2 hinged door wardrobes.  
Please specify your chosen finish.



## Handle Options

All Horizon 6000 Wardrobe elements and complete wardrobes have a handle choice.  
Please specify your chosen finish.












Finish Options		Door Finish					Price Group 2		
		Price Group 1							
									
		Polar White	Cabana	Natural Oak	Walnut	Moor Oak	White High Gloss	Cream High Gloss	
Carcass Finish		Polar White	P9	Not Available	Not Available	Not Available	Not Available	P23	C22
		Cabana	C8	C1	Not Available	Not Available	Not Available	C23	C22
		Natural Oak	E8	Not Available	E1	Not Available	Not Available	E23	E22
		Walnut	U8	Not Available	Not Available	U1	Not Available	U23	U22
		Moor Oak	I8	Not Available	Not Available	Not Available	I1	I23	I22













### Wardrobe Starter Units - Hinged Plain Door Wardrobes.

		Internal Widths (cm)								
										
		Width (cm):	40	40	50	50	60	60	80	100
Price Group 1	Code:	15490	15492	15500	15502	15210	15212	15800	15190	75010
	Price:	£375	£375	£395	£395	£459	£459	£589	£625	£715
Price Group 2	Code:	G15490	G15492	G15500	G15502	G15210	G15212	G15800	G15190	G75010
	Price:	£515	£515	£559	£559	£659	£659	£869	£955	£1099

### Wardrobe Starter Units - Folding Plain Door Wardrobes.

				
				
	80	80	100	100
	25870	25872	25210	25212
	£605	£605	£675	£675
	G25870	G25872	G25210	G25212
	£889	£889	£999	£999







### Wardrobe Add-on Units - Plain Hinged Door Wardrobes.

		Width (cm):								
		Code:	15491	15493	15501	15503	15211	15213	15801	15191
Price Group 1	Price:	£375	£375	£395	£395	£459	£459	£589	£625	£715
	Code:	G15491	G15493	G15501	G15503	G15211	G15213	G15801	G15191	G75011
Price Group 2	Price:	£515	£515	£559	£559	£659	£659	£869	£955	£1099

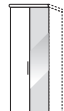



### Wardrobe Add-on Units - Plain Folding Door Wardrobes.

		Width (cm):			
		Code:	25871	25873	25211
Price Group 1	Price:	£605	£605	£675	£675
	Code:	G25871	G25873	G25211	G25213
Price Group 2	Price:	£889	£889	£999	£999

### Wardrobe Starter Units - Hinged Plain Door and Grey Mirror Door Wardrobes.

		Internal Widths (cm)					
							
		Width (cm):	80	80	100	100	120
Price Group 1	Code:	15802	15804	15192	15194	75012	75014
	Price:	£725	£725	£789	£789	£899	£899
Price Group 2	Code:	G15802	G15804	G15192	G15194	G75012	G75014
	Price:	£869	£869	£959	£959	£1099	£1099

### Wardrobe Starter Units - Folding Plain Door and Grey Mirror Door Wardrobes.

				
Width (cm):	80	80	100	100
Code:	25874	25876	25214	25216
Price:	£745	£745	£839	£839
Code:	G25874	G25876	G25214	G25216
Price:	£889	£889	£1015	£1015

### Wardrobe Add-on Units - Hinged Plain Door and Grey Mirror Door Wardrobes.

		Width (cm):					
		Code:	15803	15805	15193	15195	75013
Price Group 1	Price:	£725	£725	£789	£789	£899	£899
	Code:	G15803	G15805	G15193	G15195	G75013	G75015
Price Group 2	Price:	£869	£869	£959	£959	£1099	£1099

### Wardrobe Add-on Units - Folding Plain Door and Grey Mirror Door Wardrobes.

		Width (cm):			
		Code:	25875	25877	25215
Price Group 1	Price:	£745	£745	£839	£839
	Code:	G25875	G25877	G25215	G25217
Price Group 2	Price:	£889	£889	£1015	£1015

#### Wardrobe Notes.

Height:

225 cm

Depth / Internal Depth:

64 / 58 cm

Interior:

Each wardrobe section contains two shelves and a hanging rail.

You will find further accessories like Tie Racks, Trouser Holders, Shoe Racks etc. on pages 139, 140 and 141.

Clearance:

This range has full length hinged doors. Please take particular attention of delivery information Note 6 on the inside back cover regarding carpets.



**Wardrobe Notes.****Height:**

225 cm

**Depth / Internal Depth:**

64 / 58 cm

**Interior:**

Each wardrobe section contains two shelves and a hanging rail.

You will find further accessories like Tie Racks, Trouser Holders, Shoe Racks etc. on pages 139, 140 and 141.

**Clearance:**

This range has full length hinged doors. Please take particular attention of delivery information Note 6 on the inside back cover regarding carpets.

**Wardrobe Starter Units - Hinged Grey Mirror Door Wardrobes.**

		Internal Widths (cm)		38	38	48	48	57	57	77	97	117
		Width (cm):		40	40	50	50	60	60	80	100	120
Price Group 1	Code:		15494	15496	15504	15506	15214	15216	15806	15196	75016	
	Price:		£515	£515	£559	£559	£659	£659	£869	£949	£1089	

**Wardrobe Starter Units - Folding Grey Mirror Door Wardrobes.**

		Internal Widths (cm)		77	77	97	97
		Width (cm):		80	80	100	100
Price Group 1	Code:		25878	25880	25218	25220	
	Price:		£889	£889	£999	£999	















**Wardrobe Add-on Units - Hinged Grey Mirror Door Wardrobes.**

		Width (cm):		40	40	50	50	60	60	80	100	120
Price Group 1	Code:		15495	15497	15505	15507	15215	15217	15807	15197	75017	
	Price:		£515	£515	£559	£559	£659	£659	£869	£949	£1089	

**Wardrobe Add-on Units - Folding Grey Mirror Door Wardrobes.**

		Width (cm):		80	80	100	100
Price Group 1	Code:		25879	25881	25219	25221	
	Price:		£889	£889	£999	£999	

**Wardrobe Starter Units - Hinged Plain Door with Drawers and Mirror Door with Drawers.**

		Internal Widths (cm)															
		Width (cm):		40	40	40	40	50	50	50	50	60	60	60	60	80	80
Price Group 1	Code:	15460	15462	15470	15472	15570	15572	15580	15582	15250	15252	15254	15256	15870	15872		
	Price:	£809	£809	£899	£899	£879	£879	£989	£989	£955	£955	£1109	£1109	£1149	£1359		
Price Group 2	Code:	G15460	G15462	G15470	G15472	G15570	G15572	G15580	G15582	G15250	G15252	G15254	G15256	G15870	G15872		
	Price:	£945	£945	£1055	£1055	£1029	£1029	£1145	£1145	£1139	£1139	£1139	£1139	£1429	£1589		

**End Panels - Right Hand Facing**

		Depth with Cornice Overhang		64	46
		Width:		1.6	1.6
Price Group 1	Code:		99076	99074	
	Price:		£89	£89	

**Wardrobe Add-on Units - Hinged Plain Door with Drawers and Mirror Door with Drawers.**

	Width (cm):	40	40	40	40	50	50	50	50	60	60	60	60	80	80
Price Group 1	Code:	15461	15463	15471	15473	15571	15573	15581	15583	15251	15253	15255	15257	15871	15873
	Price:	£809	£809	£899	£899	£879	£879	£989	£989	£955	£955	£1109	£1109	£1149	£1359
Price Group 2	Code:	G15461	G15463	G15471	G15473	G15571	G15573	G15581	G15583	G15251	G15253	G15255	G15257	G15871	G15873
	Price:	£945	£945	£1055	£1055	£1029	£1029	£1145	£1145	£1139	£1139	£1139	£1139	£1429	£1589

Panorama Starter Units - Folding Hinged Door Wardrobes.

Plain Folding Door with Panorama Interior Options										Plain and Grey Mirror Folding Door with Panorama Interior Options										Panorama Interior Option 1		Panorama Interior Option 2	
Internal Width (cm):		156		156		197		197		156		156		197		197							
Interior Option:		Option 1		Option 2		Option 1		Option 2		Option 1		Option 2		Option 1		Option 2							
Width (cm):		160		160		200		200		160		160		200		200							
Price Group 1	Code:	86292/1		86292/2		86382/1		86382/2		86294/1		86294/2		86384/1		86384/2							
	Price:	£1455		£1825		£1605		£2015		£1595		£1975		£1765		£2215							
Price Group 2	Code:	G86292/1		G86292/2		G86382/1		G86382/2		G86294/1		G86294/2		G86384/1		G86384/2							
	Price:	£2185		£2749		£2389		£3025		£2185		£2749		£2389		£3025							

For use with 156 cm & 197 cm Panorama Wardrobe.

Light activated on opening of doors.

Width (cm): 77

Code: 97221

Price: £225

Wardrobe Notes.

Height: 225 cm

Depth / Internal Depth: 64 / 58 cm

Interior: Each wardrobe section contains two shelves and a hanging rail.

Additional Shelf for 156 cm wide Panorama outer sections **Code: 92044 - £19.**

You will find further accessories like Tie Racks, Trouser Holders, Shoe Racks etc. on pages 139, 140 and 141.

Clearance: This range has full length hinged doors. Please take particular attention of delivery information **Note 6** on the inside back cover regarding carpets.

Panorama Add-on Units - Folding Hinged Door Wardrobes.

Interior Option:		Option 1	Option 2	Option 1	Option 2	Option 1	Option 2	Option 1	Option 2
Width (cm):		160	160	200	200	160	160	200	200
Price Group 1	Code:	86293/1	86293/2	86383/1	86383/2	86295/1	86295/2	86385/1	86385/2
	Price:	£1455	£1825	£1605	£2015	£1595	£1975	£1765	£2215
Price Group 2	Code:	G86293/1	G86293/2	G86383/1	G86383/2	G86295/1	G86295/2	G86385/1	G86385/2
	Price:	£2185	£2749	£2389	£3025	£2185	£2749	£2389	£3025

Corner Robe - Hinged Door Corner Unit

Plain Door				Grey Mirror Door			
106		106		106		106	
Width (cm):		106 x 106		106 x 106		106 x 106	
Price Group 1	Code:	15900		15902		15904	
	Price:	£915		£915		£1089	
Price Group 2	Code:	G15900		G15902		-	
	Price:	£1089		£1089		-	

Angled End Wardrobes Starter Units

Hinged Door Wardrobes		Plain Door		Grey Mirror Door	
46		34		64	
Width (cm):		36		36	
Price Group 1	Code:	16602		16606	
	Price:	£415		£415	
Price Group 2	Code:	G16602		G16606	
	Price:	£495		£495	

End Panels -

Right Hand Facing	
Depth with Cornice Overhang	
64	
Width (cm):	
1.6	
Code	
99076	
Price:	
£89	

Corner & Angled End Wardrobe Notes

Note: For stability it is recommended that the corner wardrobes have a wardrobe attached to the side opposite the shelves.

Angled End Units should not be placed adjacent to Corner Wardrobe Units and Shelf Units as the Pelmet will not align.

Corner Robe - Hinged Door Corner Unit

Width (cm):		106 x 106	106 x 106	106 x 106	106 x 106
Price Group 1	Code:	15901	15903	15905	15907
	Price:	£915	£915	£1089	£1089
Price Group 2	Code:	G15901	G15903	-	-
	Price:	£1089	£1089	-	-

Angled End Wardrobes Add-on Units

Width (cm):		36	36	36	36
Price Group 1	Code:	16603	16607	16605	16609
	Price:	£415	£415	£579	£579
Price Group 2	Code:	G16603	G16607	-	-
	Price:	£495	£495	-	-

End Panels -

Width (cm):		1.6	1.6
Price Group 1	Code	99076	99074
	Price:	£89	£89

**Wardrobe Notes.****Height:**

225 cm

**Depth / Internal Depth:**

64 / 58 cm

**Interior:**



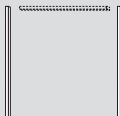
Each wardrobe section contains two shelves and a hanging rail.

You will find further accessories like Tie Racks, Trouser Holders, Shoe Racks etc. on pages 139, 140 and 141.

**Clearance:**

This range has full length hinged doors. Please take particular attention of delivery information **Note 6** on the inside back cover regarding carpets.

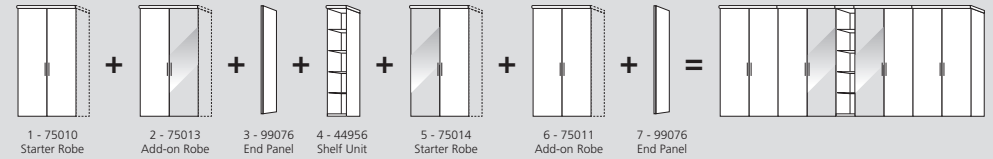
**Open Shelf Unit**


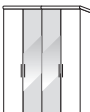





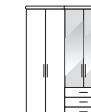
					
44955: Use for Freestanding or robe end.		44956: Use between End Panel and Starter Units.		Height: 225 cm Width: 2.5 cm Depth: 9 cm	
Width (cm):	41	41		Width (cm):	x2 2.5
Code:	44955	44956		Code:	98388
Price:	£369	£369		Price:	£99

**Optional Side Frame - For Carcass****Horizon 6000 System Planning Guide**


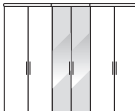
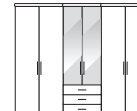
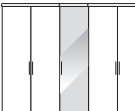
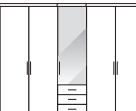

1. All Starter Units include a Left Hand Facing End Panel.
2. All Add-on Units include a Middle Side Panel.
3. A Right Hand Facing End Panel is always required to finish a run of Units.
4. Normally only one Starter Unit is required and then be followed by Add-on Units, finishing with a Right Hand Facing End Panel. The exception to this is when a Shelf Unit is incorporated as this must stand between a Finished End Panel and a Starter Unit.

5. Always work from left to right when selecting Units.
6. Complete Combination Units must not be mixed with Starter and Add-on Units. If the required arrangement is not shown as a complete Combination, then it must be made up from Starter Units, Add-on Units and an End Panel.
7. Angled End Units should not be placed adjacent to Corner Wardrobe Units and Shelf Units as the Pelmets will not align.
8. Please submit Layout/Plan with your order for checking and correct sizes for Pelmets.



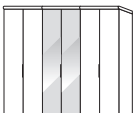

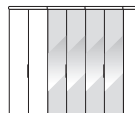
**Complete Wardrobe Units - Complete Hinged Door Wardrobes with section pelmet.**

Internal Widths (cm):		<div><div>97</div><div>48</div></div>	<div><div>77</div><div>77</div></div>	<div><div>38</div><div>77</div><div>38</div></div>	<div><div>117</div><div>57</div></div>	<div><div>97</div><div>97</div></div>	<div><div>57</div><div>77</div><div>57</div></div>	<div><div>117</div><div>117</div></div>	<div><div>77</div><div>77</div><div>77</div></div>
									
Width (cm):		150	160	160	180	200	200	240	240
Price Group 1	Code:	76104	76218	76239	76219	76313	76323	76405	76413
	Price:	£1225	£1499	£2189	£1405	£1615	£2359	£1825	£2619
Price Group 2	Code:	G76104	G76218	G76239	G76219	G76313	G76323	G76405	G76413
	Price:	£1545	£1775	£2525	£1785	£1945	£2795	£2215	£3219

**Complete Wardrobe Units - Complete Hinged Door Wardrobes with section pelmet.**

Internal Widths (cm):		<div>974897</div>			<div>977797</div>			<div>977797</div>			<div>11757117</div>			<div>11757117</div>			<div>979797</div>		
																			
Width (cm):		250			280			280			300			300			300		
Price Group 1	Code:	76512			76651			76653			76757			76763			76758		
	Price:	£1815			£2119			£2675			£2089			£2579			£2215		
Price Group 2	Code:	G76512			G76651			G76653			G76757			G76763			G76758		
	Price:	£2485			£2779			£3389			£2839			£3379			£2859		

**Complete Wardrobe Units - Complete folding door wardrobes with section pelmet.**


Internal Widths (cm):		77	77	97	97	77	77	77	97	97	97	77	77	77	77
															
Width (cm):		160		200		240			300			320			
Price Group 1	Code:	86253		86367		84411			84717			84811			
	Price:	£1535		£1705		£2109			£2359			£2995			
Price Group 2	Code:	G86253		G86367		G84411			G84717			G84811			
	Price:	£1799		£2045		£2679			£3025			£3519			

# horizon 7000.


One of Nolte's best selling bedroom collections, this impressive range unites tasteful design with vast choice and sheer practicality.

Whether you want all mirrored wardrobes or a variety of widths and front designs, the **horizon 7000** series is a winner, providing an uncluttered look that puts everything inside into cleverly organised order.

## Finish Options



## Handle Option







## Wardrobe Starter Units - Hinged and folding Plain Door Wardrobes.

		Internal Widths (cm)																
		28	28	38	38	38	38	57	57	57	57	77	77	77	77	87	87	117
		Width (cm):																
<b>225 cm High Robe</b> Two Shelves	Code:	15350	15352	15436	15438	15446	15448	25300	25302	25308	25310	25882	25884	25894	25896	25400	25402	25250
	Price:	£299	£299	£319	£319	£615	£615	£539	£539	£839	£839	£559	£559	£889	£889	£629	£629	£775
<b>242 cm High Robe</b> Two Shelves	Code:	12350	12352	12436	12438	12446	12448	22300	22302	22308	22310	22882	22884	22894	22896	22400	22402	22250
	Price:	£319	£319	£345	£345	£645	£645	£579	£579	£889	£889	£605	£605	£925	£925	£669	£669	£839

## Wardrobe Add-on Units - Hinged and folding Plain Door Wardrobes.

		Width (cm):																
		30	30	40	40	40	40	60	60	60	60	80	80	80	80	90	90	120
<b>225 cm High Robe</b> Two Shelves	Code:	15351	15353	15437	15439	15447	15449	25301	25303	25309	25311	25883	25885	25895	25897	25401	25403	25251
	Price:	£299	£299	£319	£319	£615	£615	£539	£539	£839	£839	£559	£559	£889	£889	£629	£629	£775
<b>242 cm High Robe</b> Two Shelves	Code:	12351	12353	12437	12439	12447	12449	22301	22303	22309	22311	22883	22885	22895	22897	22401	22403	22251
	Price:	£319	£319	£345	£345	£645	£645	£579	£579	£889	£889	£605	£605	£925	£925	£669	£669	£839

## Wardrobe Starter Units - Folding Bevelled Edge Grey Mirror Door Wardrobes.

		Internal Widths (cm)														
		57	57	57	57	77	77	77	77	87	87	117	Plain Door		Grey Mirror Door	
		Width (cm):											106 x 106		106 x 106	
<b>225 cm High Robe</b> Two Shelves	Code:	25304	25306	25312	25314	25890	25892	25898	25848	25408	25410	25258	Code:		Code:	
	Price:	£689	£689	£1015	£1015	£775	£775	£1079	£1079	£899	£899	£1129	Price:		Price:	
<b>242 cm High Robe</b> Two Shelves	Code:	22304	22306	22312	22314	22890	22892	22898	22848	22408	22410	22258	Code:		Code:	
	Price:	£765	£765	£1069	£1069	£839	£839	£1139	£1139	£959	£959	£1225	Price:		Price:	

## Wardrobe Add-On Units - Folding Grey Mirror Door Wardrobes.

		Width (cm):														
		60	60	60	60	80	80	80	80	90	90	120	106 x 106		106 x 106	
<b>225 cm High Robe</b> Two Shelves	Code:	25305	25307	25313	25315	25891	25893	25899	25849	25409	25411	25259	Code:		Code:	
	Price:	£689	£689	£1015	£1015	£775	£775	£1079	£1079	£899	£899	£1129	Price:		Price:	
<b>242 cm High Robe</b> Two Shelves	Code:	22305	22307	22313	22315	22891	22893	22899	22849	22409	22411	22259	Code:		Code:	
	Price:	£765	£765	£1069	£1069	£839	£839	£1139	£1139	£959	£959	£1225	Price:		Price:	

## Corner Robe Starter Unit - Hinged Door Corner Unit

		Plain Door		Grey Mirror Door	
		106 x 106		106 x 106	
		Width (cm):		Width (cm):	
<b>225 cm High Robe</b> Two Shelves	Code:	15714		15716	
	Price:	£959		£1129	
<b>242 cm High Robe</b> Two Shelves	Code:	12714		12716	
	Price:	£1059		£1239	

## Corner Robe Add-on Unit - Hinged Door Corner Unit

		Width (cm):			
		106 x 106		106 x 106	
<b>225 cm High Robe</b> Two Shelves	Code:	15715		15717	
	Price:	£959		£1129	
<b>242 cm High Robe</b> Two Shelves	Code:	12715		12717	
	Price:	£1059		£1239	

## Wardrobe Notes.

### Height:

225 cm / 242 cm

### Depth / Internal Depth:

64 / 58 cm

### Interior:

Each wardrobe section contains two shelves and a hanging rail.

You will find further accessories like Tie Racks, Trouser Holders, Shoe Racks etc. on pages 139, 140 and 141.

### Clearance:

This range has full length hinged doors. Please take particular attention of delivery information Note 6 on the inside back cover regarding carpets.

**Wardrobe Notes.****Height:**

225 cm / 242 cm

**Depth / Internal Depth:**

64 / 58 cm

**Interior:**








Each wardrobe section contains two shelves and a hanging rail.

You will find further accessories like Tie Racks, Trouser Holders, Shoe Racks etc. on pages 139, 140 and 141.





**Clearance:**

This range has full length hinged doors. Please take particular attention of delivery information Note 6 on the inside back cover regarding carpets.



**Wardrobe Starter Units - Folding Plain and Bevelled Grey Mirror Door Wardrobes.**

		Internal Widths (cm)						
		77	77	87	87	117	117	117
								
		Width (cm):						
<b>225 cm High Robe</b> Two Shelves	Code:	25886	25888	25404	25406	25252	25254	25256
	Price:	£679	£679	£689	£689	£979	£979	£979
<b>242 cm High Robe</b> Two Shelves	Code:	22886	22888	22404	22406	22252	22254	22256
	Price:	£739	£739	£789	£789	£1059	£1059	£1059



**Angled End Robes Starter Units**

		Internal Widths (cm)			
		46	34	64	46
					
		Width (cm):			
<b>225 cm High Robe</b> Two Shelves	Code:	16610	16614	16612	16616
	Price:	£385	£385	£495	£495
<b>242 cm High Robe</b> Two Shelves	Code:	13610	13614	13612	13616
	Price:	£415	£415	£525	£525








**End Panels -**

		Depth with Cornice Overhang	
		64 cm	46 cm
			
		Width (cm):	
<b>225 cm High Robe</b> Two Shelves	Code:	99076	99074
	Price:	£89	£89
<b>242 cm High Robe</b> Two Shelves	Code:	99046	99044
	Price:	£95	£95





**Open Shelf Unit**

		Width (cm):	
		41	41
			
		Code:	
		44955	44956
		Price:	
		£369	£369
		Code:	
		44925	44926
		Price:	
		£405	£405

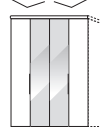
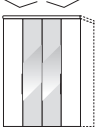
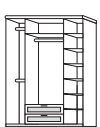
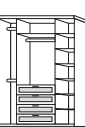
**Wardrobe Add-on Units - Folding Plain and Bevelled Grey Mirror Door Wardrobes.**

		Width (cm):						
		80	80	90	90	120	120	120
								
<b>225 cm High Robe</b> Two Shelves	Code:	25887	25889	25405	25407	25253	25255	25257
	Price:	£679	£679	£689	£689	£979	£979	£979
<b>242 cm High Robe</b> Two Shelves	Code:	22887	22889	22405	22407	22253	22255	22257
	Price:	£739	£739	£789	£789	£1059	£1059	£1059

**Angled End Robes Add-on Units**

		Width (cm):			
		36	36	36	36
					
<b>225 cm High Robe</b> Two Shelves	Code:	16611	16615	16613	16617
	Price:	£385	£385	£495	£495
<b>242 cm High Robe</b> Two Shelves	Code:	13611	13615	13613	13617
	Price:	£415	£415	£525	£525


**Panorama Starter Units - Folding Hinged Door Wardrobes.**

		Plain Mirror Folding Door with Panorama Interior Options		Grey Mirror Folding Door with Panorama Interior Options		Panorama Interior Option 1		Panorama Interior Option 2	
		Internal Width (cm):		156		156		156	
									
		Interior Option:		Option 1		Option 2		Option 1	
		Width (cm):		160		160		160	
<b>225 cm High Robe</b> Two Shelves	Code:	86274/1		86274/2		86276/1		86276/2	
	Price:	£1595		£1975		£1729		£2109	
<b>242 cm High Robe</b> Two Shelves	Code:	82274/1		82274/2		82276/1		82276/2	
	Price:	£1715		£2129		£1869		£2275	

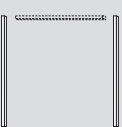
x2 Narrow Hanging Rails  
x1 Wide Hanging Rail  
x1 Wide Shelf  
x6 Narrow Shelves  
x2 Matt Glass Drawers  
45 cm high

x2 Narrow Hanging Rails  
x1 Wide Hanging Rail  
x1 Wide Shelf  
x6 Narrow Shelves  
x4 Matt Glass Drawers  
87 cm high

**Optional Interior Light**

		For use with 156 cm & 197 cm Panorama Wardrobe .	
			
		Light activated on opening of doors.	
		Width (cm):	
		77	
		Code:	
		97221	
		Price:	
		£225	

**Optional Side Frame - For Carcass**

		Hight: 225 cm Width: 2.5 cm Depth: 9 cm	
			
		Width (cm):	
		2x 2.5	
		225 High Code:	
		98388	
		242 High Code:	
		98389	
		Price:	
		£99	

**Panorama Add-on Units - Folding Hinged Door Wardrobes.**

		Interior Option:		Option 1		Option 2		Option 1	
		Width (cm):		160		160		160	
<b>225 cm High Robe</b> Two Shelves	Code:	86275/1		86275/2		86277/1		86277/2	
	Price:	£1595		£1975		£1729		£2109	
<b>242 cm High Robe</b> Two Shelves	Code:	82275/1		82275/2		82277/1		82277/2	
	Price:	£1715		£2129		£1869		£2275	







**Panorama Wardrobe Notes.****Height:**

225 cm / 242 cm

**Depth / Internal Depth:**

64 / 58 cm

**Interior:**

The interior of the 156 cm section is standard and can not be modified except for the addition of the 91085/97 Swing Down Rail in the centre section.

**Clearance:**

This range has full length hinged doors. Please take particular attention of delivery information Note 6 on the inside back cover regarding carpets.

**Complete Panorama Wardrobe Units - Folding Hinged Door Wardrobes with Section Pelmets.**

		Plain and Grey Mirror Folding Door with Panorama Interior Options		Plain and Grey Mirror Folding Door with Panorama Interior Options plus 28 cm side units		Plain and Grey Mirror Folding Door with Panorama Interior Options plus 38 cm side units		Panorama Interior Option 1	Panorama Interior Option 2
		Internal Width (cm):		Internal Width (cm):		Internal Width (cm):			
		Option 1		Option 2		Option 1		Option 2	
		Width (cm):		Width (cm):		Width (cm):		Width (cm):	
<b>225 High Robe</b> Two Shelves	Code:	86278/1		86278/2		86302/1		84402/1	
	Price:	£1679		£2065		£2079		£2099	
<b>242 High Robe</b> Two Shelves	Code:	83278/1		83278/2		83302/1		81402/1	
	Price:	£1825		£2235		£2275		£2389	
								x2 Narrow Hanging Rails	
								x1 Wide Hanging Rail	
								x1 Wide Shelf	
								x6 Narrow Shelves	
								x2 Matt Glass Drawers 45 cm High	
								x4 Matt Glass Drawers 87 cm High	

**Complete Panorama Wardrobe Units - Folding Hinged Door Wardrobes with Section Pelmets.**

		Plain and Grey Mirror Folding Door with Panorama Interior Options plus 57 cm side units		Plain and Grey Mirror Folding Door with Panorama Interior Options plus 77 cm side units		Panorama Interior Option 1	Panorama Interior Option 2
		Internal Width (cm):		Internal Width (cm):			
		Option 1		Option 2			
		Width (cm):		Width (cm):		Width (cm):	
<b>225 High Robe</b> Two Shelves	Code:	84614/1		84614/2		84802/1	
	Price:	£2619		£2955		£2629	
<b>242 High Robe</b> Two Shelves	Code:	81614/1		81614/2		81802/1	
	Price:	£2839		£3235		£2875	
						x2 Narrow Hanging Rails	
						x1 Wide Hanging Rail	
						x1 Wide Shelf	
						x6 Narrow Shelves	
						x2 Matt Glass Drawers 45 cm High	
						x4 Matt Glass Drawers 87 cm High	

**Complete Wardrobe Units - Folding Hinged Plain and Grey Door Wardrobes with Section Pelmets.**

























		77 77		117 57		57 77 57		77 77 77		117 117		57 77 77 57		77 77 77 77	
		Width (cm):		Width (cm):		Width (cm):		Width (cm):		Width (cm):		Width (cm):		Width (cm):	
<b>225 High Robe</b> Two Shelves	Code:	86254		86255		86368		84412		84413		84613		84812	
	Price:	£1235		£1375		£1679		£1705		£1765		£2389		£2405	
<b>242 High Robe</b> Two Shelves	Code:	83254		83255		83368		81412		81413		81613		81812	
	Price:	£1339		£1479		£1825		£1845		£1899		£2575		£2605	

# skyline.












Practicality in an attractive package, the **skyline** series maintains the **horizon** family ethos for discreet design with simple frame detailing giving it a look of its own.

This sophisticated collection will meet the most demanding of tastes, offering an infinite number of combinations to suit any room.

## Finish Options

		Door and Drawer Front Finish																	
		Price Group One										Price Group Two							
																			
		Polar White	Satin Maple	Satin Ash	Cabana	Walnut	Rijeka Oak	Silver Oak	Moor Oak	Frosted Terra	Frosted Lava	White Glass	Sahara Glass	Chocolate Glass	Black Glass	White High Gloss	Cream High Gloss	Sahara High Gloss	Chocolate High Gloss
Carcass Finish	 Polar White	P9	P78	P76	P81	P83	P75	P108	P91	P141	P143	P28	P29	P33	P31	P23	Not Available	P110	P24
	Handle/Trim Finish:	All	301, 302, 314, 318.	301, 302, 314, 326.	301, 302, 311, 314.	301, 302, 314, 315.	301, 302, 314, 353.	301, 302, 319.	301, 302, 331.	301, 302.	301, 302.	All	301, 302.	301, 302.	301, 302.	All		301, 302.	301, 302.
	 Satin Maple	T8	T1	Not Available	Not Available	Not Available	Not Available	Not Available	Not Available	T141	T143	T28	T29	T33	T31	T23	T22	T110	T24
	Handle/Trim Finish:	301, 302, 314, 318.	301, 302, 318, 339.							301, 302, 318.			301, 302, 318.				301, 302, 318.		
	 Satin Ash	D8	Not Available	D1	Not Available	Not Available	Not Available	Not Available	Not Available	D141	D143	D28	D29	D33	D31	D23	D22	D110	D24
	Handle/Trim Finish:	301, 302, 314, 326.		301, 302, 326.						301, 302, 326.			301, 302, 326.				301, 302, 326.		
	 Cabana	C8	Not Available	Not Available	C1	Not Available	Not Available	Not Available	Not Available	C141	C143	C28	C29	C33	C31	C23	C22	C110	C24
	Handle/Trim Finish:	301, 302, 311.			301, 302, 311.					301, 302, 326.			301, 302, 311.				301, 302, 311.		
	 Walnut	U8	Not Available	Not Available	Not Available	U1	Not Available	Not Available	Not Available	U141	U143	U28	U29	U33	U31	U23	U22	U110	U24
	Handle/Trim Finish:	301, 302, 314, 315.				301, 302, 315.				301, 302, 315.			301, 302, 315.				301, 302, 315.		
	 Rijeka Oak	N8	Not Available	Not Available	Not Available	Not Available	N9	Not Available	Not Available	N141	N143	N28	N29	N33	N31	N23	N22	N110	N24
	Handle/Trim Finish:	301, 302, 314, 353.					301, 302, 353.			301, 302, 353.			301, 302, 353.				301, 302, 353.		
	 Silver Oak	R8	Not Available	Not Available	Not Available	Not Available	Not Available	R9	Not Available	R141	R143	R28	R29	R33	R31	R23	R22	R110	R24
	Handle/Trim Finish:	301, 302, 314, 319.						301, 302, 319.		301, 302, 319.			301, 302, 319.				301, 302, 319.		
	 Moor Oak	I8	Not Available	Not Available	Not Available	Not Available	Not Available	Not Available	I1	I141	I143	I28	I29	I33	I31	I23	I22	I110	I24
	Handle/Trim Finish:	301, 302, 314, 331.							301, 302, 331.				301, 302, 331.				301, 302, 331.		
	 Brown Velvet	V8	V78	V76	V81	V83	V75	V108	V91	V141	V143	V28	V29	V33	V31	V23	V22	V110	V24
	Handle/Trim Finish:	301, 302, 314, 339.	301, 302, 318, 339.	301, 302, 326, 339.	301, 302, 311, 339.	301, 302, 315, 339.	301, 302, 339, 353.	301, 302, 319, 339.	301, 302, 331, 339.	301, 302, 339.			301, 302, 339.				301, 302, 339.		

## Handle/Trim Finish Options - Please specify your chosen finish.

										
Mat Aluminium 301	Chrome* 302	Polar White 314	Satin Maple 318	Satin Ash 326	Cabana 311	Walnut 315	Rijeka Oak 353	Silver Oak 319	Moor Oak 331	Brown Velvet 339

\*The handle fittings of version 302 Chrome are delivered with left and right end pieces in chrome. The end pieces of all other models are in frosted aluminium.















Wardrobe Starter Units - Hinged Door Wardrobes, Plain Doors

		Internal Widths (cm)																					
		38		38		48		48		48		48		77		77		97		97		77 77	
		Width (cm): 40		40		50		50		50		50		80		80		100		100		160	
225 cm High Robe Two Shelves	Code:	05430	05432	05530	05532	05538	05540	05830	05838	05130	05138	76200											
	Price Group 1:	£415	£415	£455	£455	£915	£915	£695	£1185	£749	£1559	£2455											
	Code:	05430/2	05432/2	05530/2	05532/2	05538/2	05540/2	05830/2	05838/2	05130/2	05138/2	76200/2											
	Price Group 2:	£559	£559	£619	£619	£1065	£1065	£969	£1465	£1085	£1900	£2999											
242 cm High Robe Two Shelves	Code:	02430	02432	02530	02532	02538	02540	02830	02838	02130	02138	73200											
	Price Group 1:	£449	£449	£489	£489	£1045	£1045	£745	£1375	£809	£1639	£2745											
	Code:	02430/2	02432/2	02530/2	02532/2	02538/2	02540/2	02830/2	02838/2	02130/2	02138/2	73200/2											
	Price Group 2:	£605	£605	£669	£669	£1215	£1215	£1049	£1669	£1167	£1995	£3335											

Wardrobe Add-on Units - Hinged Door Wardrobes, Plain Doors with or without drawers.

		Width (cm):	40	40	50	50	50	50	80	80	100	100	160
225 cm High Robe Two Shelves	Code:	05431	05433	05531	05533	05539	05541	05831	05839	05131	05139	76201	
	Price Group 1:	£415	£415	£455	£455	£915	£915	£695	£1185	£749	£1559	£2455	
	Code:	05431/2	05433/2	05531/2	05533/2	05539/2	05541/2	05831/2	05839/2	05131/2	05139/2	76201/2	
	Price Group 2:	£559	£559	£619	£619	£1065	£1065	£969	£1465	£1085	£1900	£2999	
242 cm High Robe Two Shelves	Code:	02431	02433	02531	02533	02539	02541	02831	02839	02131	02139	73201	
	Price Group 1:	£449	£449	£489	£489	£1045	£1045	£745	£1375	£809	£1639	£2745	
	Code:	02431/2	02433/2	02531/2	02533/2	02539/2	02541/2	02831/2	02839/2	02131/2	02139/2	73201/2	
	Price Group 2:	£605	£605	£669	£669	£1215	£1215	£1049	£1669	£1167	£1995	£3335	

Wardrobe Starter Units - Hinged Door Wardrobes, Mirror Doors

		Internal Widths (cm)											
		38	38	48	48	48	48	77	77	97	97	77	77
													
		Width (cm):	40	40	50	50	50	50	80	80	100	100	160
225 cm High Robe Two Shelves	Code:	05434	05436	05534	05536	05542	05544	05836	05840	05136	05140	76202	
	Price Group 1:	£559	£559	£619	£619	£935	£935	£969	£1465	£1085	£1806	£2999	
	Code:					05542/2	05544/2		05840/2		05140/2	76202/2	
	Price Group 2:					£1158	£1158		£1589		£1900	£3175	
242 cm High Robe Two Shelves	Code:	02434	02436	02534	02536	02542	02544	02836	02840	02136	02140	73202	
	Price Group 1:	£605	£605	£669	£669	£1169	£1169	£1049	£1605	£1169	£1899	£3205	
	Code:					02542/2	02544/2		02840/2		02140/2	73202/2	
	Price Group 2:					£1215	£1215		£1669		£1995	£3335	

Wardrobe Add-on Units - Hinged Door Wardrobes, Plain Doors with or without drawers.

		Width (cm):		40	40	50	50	50	50	80	80	100	100	160
225 cm High Robe Two Shelves	Code:	05435	05437	05535	05537	05543	05545	05837	05841	05137	05141	76203		
	Price Group 1:	£559	£559	£619	£619	£935	£935	£969	£1465	£1085	£1806	£2999		
	Code:	05543/2		05545/2		05841/2		05141/2		76203/2				
	Price Group 2:	£1158		£1158		£1589		£1900		£3175				
242 cm High Robe Two Shelves	Code:	02435	02437	02535	02537	02543	02545	02837	02841	02137	02141	73203		
	Price Group 1:	£605	£605	£669	£669	£1169	£1169	£1049	£1605	£1169	£1899	£3205		
	Code:	02543/2		02545/2		02841/2		02141/2		73203/2				
	Price Group 2:	£1215		£1215		£1669		£1995		£3335				

Wardrobe Notes.

Height:

225 cm - 242 cm

Depth / Internal Depth:

64 / 58 cm

Interior:

Each wardrobe section contains shelf/shelves as stated and a hanging rail.

You will find further accessories like Tie Racks, Trouser Holders, Shoe Racks etc. on pages 139, 140 and 141.

Drawers:

All drawers are fully extendable with soft close effect.

Clearance:

This range has full length hinged doors. Please take particular attention of delivery information Note 6 on the inside back cover regarding carpets.



**Wardrobe Notes.****Height:**

225 cm - 242 cm

**Depth / Internal Depth:**

64 / 58 cm

**Interior:**

Each wardrobe section contains shelf/shelves as stated and a hanging rail.

You will find further accessories like Tie Racks, Trouser Holders, Shoe Racks etc. on pages 139, 140 and 141.

**Drawers:**

All drawers are fully extendable with soft close effect.

**Clearance:**

This range has full length hinged doors. Please take particular attention of delivery information Note 6 on the inside back cover regarding carpets.

**Corner Wardrobes Starter Units - Hinged plain finish door corner wardrobes**

	Door Width (cm) -	98	98	106	106
		50	50	60	60
	Width (cm):	98 x 98	98 x 98	106 x 106	106 x 106
<b>225 cm High Robe</b> Two Shelves	Code:	05930	05932	05940	05942
	<b>Price Group 1:</b>	<b>£795</b>	<b>£795</b>	<b>£1079</b>	<b>£1079</b>
	Code:	05930/2	05932/2	05940/2	05942/2
	<b>Price Group 2:</b>	<b>£935</b>	<b>£935</b>	<b>£1245</b>	<b>£1245</b>
<b>242 cm High Robe</b> Two Shelves	Code:	02930	02932	02940	02942
	<b>Price Group 1:</b>	<b>£859</b>	<b>£859</b>	<b>£1165</b>	<b>£1165</b>
	Code:	02930/2	02932/2	02940/2	02942/2
	<b>Price Group 2:</b>	<b>£1009</b>	<b>£1009</b>	<b>£1345</b>	<b>£1345</b>

**Angled End Starter Robes**

Door Width (cm) -	46	64	64	46
	34	34	34	34
Hinged door wardrobe	05610	-	05610	-
	<b>£489</b>	-	<b>£489</b>	-
	05610/2	-	05610/2	-
	<b>£635</b>	-	<b>£635</b>	-
	02610	-	02610	-
	<b>£529</b>	-	<b>£529</b>	-
	02610/2	-	02610/2	-
	<b>£685</b>	-	<b>£685</b>	-

**Shelf Units**

Free Standing or at end of units	Width (cm):	41
	44960	-
	<b>£455</b>	-
	-	-
	44930	-
	<b>£489</b>	-
	-	-

**End Panels - Right Hand Facing**

Depth with cornice overhang:	64	46
	99076	99074
	<b>£89</b>	<b>£89</b>
	-	-
	99046	99044
	<b>£95</b>	<b>£95</b>
	-	-

**Corner Wardrobes Add-on Units - Hinged plain finish door corner wardrobes**

	Width (cm):	98 x 98	98 x 98	106 x 106	106 x 106
	Code:	05931	05933	05941	05943
<b>225 cm High Robe</b> Two Shelves	<b>Price Group 1:</b>	<b>£795</b>	<b>£795</b>	<b>£1079</b>	<b>£1079</b>
	Code:	05931/2	05933/2	05941/2	05943/2
	<b>Price Group 2:</b>	<b>£935</b>	<b>£935</b>	<b>£1245</b>	<b>£1245</b>
	Code:	02931	02933	02941	02943
<b>242 cm High Robe</b> Two Shelves	<b>Price Group 1:</b>	<b>£859</b>	<b>£859</b>	<b>£1165</b>	<b>£1165</b>
	Code:	02931/2	02933/2	02941/2	02943/2
	<b>Price Group 2:</b>	<b>£1009</b>	<b>£1009</b>	<b>£1345</b>	<b>£1345</b>
		-	-	-	-

**Angled End Add-on Robes**

To stand between wardrobes	-	05615	44961
	-	<b>£489</b>	<b>£455</b>
	-	05615/2	-
	-	<b>£635</b>	-
	-	02615	44931
	-	<b>£529</b>	<b>£489</b>
	-	02615/2	-
	-	<b>£685</b>	-

**Corner Wardrobes Starter Units - Hinged plain finish door corner wardrobes**

Door Width (cm) -	98	98	106	106
	50	50	60	60
Width (cm):	98 x 98	98 x 98	106 x 106	106 x 106
<b>225 cm High Robe</b> Two Shelves	Code:	05934	05936	05944
	<b>Price Group 1:</b>	<b>£935</b>	<b>£935</b>	<b>£1245</b>
	<b>Price Group 2:</b>	-	-	-
	Code:	02934	02936	02944
<b>242 cm High Robe</b> Two Shelves	<b>Price Group 1:</b>	<b>£1009</b>	<b>£1009</b>	<b>£1345</b>
	<b>Price Group 2:</b>	-	-	-

**Angled End Starter Robes**

Door Width (cm) -	46	64	64	46
	34	34	34	34
Hinged door wardrobe	05612	-	05612	-
	<b>£635</b>	-	<b>£635</b>	-
	-	-	-	-
	02612	-	02612	-
	<b>£685</b>	-	<b>£685</b>	-

**Corner Wardrobes Add-on Units - Hinged plain finish door corner wardrobes**

	Width (cm):	98 x 98	98 x 98	106 x 106	106 x 106
	Code:	05935	05937	05945	05947
<b>225 cm High Robe</b> Two Shelves	<b>Price Group 1:</b>	<b>£935</b>	<b>£935</b>	<b>£1245</b>	<b>£1245</b>
	<b>Price Group 2:</b>	-	-	-	-
	Code:	02935	02937	02945	02947
	<b>Price Group 1:</b>	<b>£1009</b>	<b>£1009</b>	<b>£1345</b>	<b>£1345</b>
<b>242 cm High Robe</b> Two Shelves	<b>Price Group 2:</b>	-	-	-	-

**Angled End Add-on Robes**

	-	05617
	-	<b>£635</b>
	-	-
	-	02617
	-	<b>£685</b>
	-	-



Wardrobe Starter Units - Hinged Door Wardrobes, Plain Doors

		Internal Widths (cm)		38		38		48		48		48		48		77		77		97		97		77 77	
		Width (cm):		40		40		50		50		50		50		80		80		100		100		160	
225 cm High Robe Two Shelves	Code:		05450		05452		05550		05552		05558		05560		05850		05858		05150		05158		76204		
	Price Group 1:		£429		£429		£465		£465		£949		£949		£715		£1219		£775		£1535		£2525		
	Code:		05450/2		05452/2		05550/2		05552/2		05558/2		05560/2		05850/2		05858/2		05150/2		05158/2		76204/2		
242 cm High Robe Two Shelves	Price Group 2:		£569		£569		£629		£629		£1109		£1109		£995		£1499		£1109		£1610		£3069		
	Code:		02450		02452		02550		02552		02558		02560		02850		02858		02150		02158		73204		
	Price Group 1:		£459		£459		£499		£499		£985		£985		£769		£1285		£829		£1665		£2659		
	Code:		02450/2		02452/2		02550/2		02552/2		02558/2		02560/2		02850/2		02858/2		02150/2		02158/2		73204/2		
	Price Group 2:		£615		£615		£679		£679		£1179		£1179		£1069		£1579		£1189		£2019		£3245		

Wardrobe Add-on Units - Hinged Door Wardrobes, Plain Doors with or without drawers.

		Width (cm):	40	40	50	50	50	50	80	80	100	100	160
225 cm High Robe Two Shelves	Code:	05451	05453	05551	05553	05559	05561	05851	05859	05151	05159	76205	
	Price Group 1:	£429	£465	£465	£949	£949	£715	£1219	£775	£1535	£2525		
	Code:	05451/2	05453/2	05551/2	05553/2	05559/2	05561/2	05851/2	05859/2	05151/2	05159/2	76205/2	
	Price Group 2:	£569	£569	£629	£629	£1109	£1109	£995	£1499	£1109	£1610	£3069	
242 cm High Robe Two Shelves	Code:	02451	02453	02551	02553	02559	02561	02851	02859	02151	02159	73205	
	Price Group 1:	£459	£459	£499	£499	£985	£985	£769	£1285	£829	£1665	£2659	
	Code:	02451/2	02453/2	02551/2	02553/2	02559/2	02561/2	02851/2	02859/2	02151/2	02159/2	73205/2	
	Price Group 2:	£615	£615	£679	£679	£1179	£1179	£1069	£1579	£1189	£2019	£3245	

Wardrobe Starter Units - Hinged Door Wardrobes, Mirror Doors

		Internal Widths (cm)		38		38		48		48		48		48		77		77		97		97		77 77	
		Width (cm):		40		40		50		50		50		50		80		80		100		100		160	
225 cm High Robe One Shelf	Code:		05454		05456		05554		05556		05562		05564		05856		05860		05156		05160		76206		
	Price Group 1:		£569		£569		£629		£629		£969		£969		£995		£1499		£1105		£1779		£3069		
	Code:										05562/2		05564/2				05860/2				05160/2		76206/2		
		Price Group 2:										£1170		£1170						£1875		£3225			
242 cm High Robe Two Shelves	Code:		02454		02456		02554		02556		02562		02564		02856		02860		02156		02160		73206		
	Price Group 1:		£615		£615		£679		£679		£1179		£1179		£1070		£1575		£1189		£1869		£3225		
	Code:										02562/2		02564/2				02860/2				02160/2		73206/2		
	Price Group 2:												£1229		£1229		£1639				£1969		£3349		

Wardrobe Add-on Units - Hinged Door Wardrobes, Plain Doors with or without drawers.

		Width (cm):	40	40	50	50	50	50	80	80	100	100	160
225 cm High Robe One Shelf	Code:	05455	05457	05555	05557	05563	05565	05857	05861	05157	05161	76207	
	Price Group 1:	£569	£569	£629	£629	£969	£969	£995	£1499	£1105	£1779	£3069	
	Code:					05563/2	05565/2		05861/2		05161/2	76207/2	
	Price Group 2:					£1170	£1170		£1610		£1875	£3225	
242 cm High Robe Two Shelves	Code:	02455	02457	02555	02557	02563	02565	02857		02157	02161	73207	
	Price Group 1:	£615	£615	£679	£679	£1179	£1179	£1070	£1575	£1189	£1869	£3225	
	Code:					02563/2	02565/2		02861/2		02161/2	73207/2	
	Price Group 2:					£1229	£1229		£1639		£1969	£3349	

**Wardrobe Notes.****Height:**

225 cm - 242 cm

**Depth / Internal Depth:**

64 / 58 cm

**Interior:**

Each wardrobe section contains shelf/shelves as stated and a hanging rail.

You will find further accessories like Tie Racks, Trouser Holders, Shoe Racks etc. on pages 139, 140 and 141.





**Drawers:**

All drawers are fully extendable with soft close effect.



**Clearance:**

This range has full length hinged doors. Please take particular attention of delivery information Note 6 on the inside back cover regarding carpets.


**Corner Wardrobes Starter Units - Hinged plain finish door corner wardrobes**

	Door Width (cm) -		Door Width (cm) -		Door Width (cm) -		Door Width (cm) -	
								
	Width (cm): 98 x 98		Width (cm): 98 x 98		Width (cm): 106 x 106		Width (cm): 106 x 106	
<b>225 cm High Robe</b> Two Shelves	Code:	05950	05952	05960	05962			
	<b>Price Group 1:</b>	<b>£805</b>	<b>£805</b>	<b>£1095</b>	<b>£1095</b>			
	Code:	05950/2	05952/2	05960/2	05962/2			
	<b>Price Group 2:</b>	<b>£949</b>	<b>£949</b>	<b>£1259</b>	<b>£1259</b>			
<b>242 cm High Robe</b> Two Shelves	Code:	02950	02952	02960	02962			
	<b>Price Group 1:</b>	<b>£869</b>	<b>£869</b>	<b>£1175</b>	<b>£1175</b>			
	Code:	02950/2	02952/2	02960/2	02962/2			
	<b>Price Group 2:</b>	<b>£1025</b>	<b>£1025</b>	<b>£1359</b>	<b>£1359</b>			



**Angled End Starter Robes**

	Door Width (cm) -		Door Width (cm) -	
				
	Hinged door wardrobe		Hinged door wardrobe	
<b>225 cm High Robe</b> Two Shelves	Code:	05620	-	05620
	<b>Price Group 1:</b>	<b>£499</b>	-	<b>£499</b>
	Code:	05620/2	-	05620/2
	<b>Price Group 2:</b>	<b>£645</b>	-	<b>£645</b>
<b>242 cm High Robe</b> Two Shelves	Code:	02620	-	02620
	<b>Price Group 1:</b>	<b>£539</b>	-	<b>£539</b>
	Code:	02620/2	-	02620/2
	<b>Price Group 2:</b>	<b>£695</b>	-	<b>£695</b>

**Shelf Units**

	Free Standing or at end of units	
		
	Width (cm): 41	
<b>225 cm High Robe</b> Two Shelves	Code:	44960
	<b>Price Group 1:</b>	<b>£455</b>
	Code:	44960/2
	<b>Price Group 2:</b>	<b>£455</b>
<b>242 cm High Robe</b> Two Shelves	Code:	44930
	<b>Price Group 1:</b>	<b>£489</b>
	Code:	44930/2
	<b>Price Group 2:</b>	<b>£489</b>


**End Panels - Right Hand Facing**

	Depth with cornice overhang:	
	64	46
		
<b>225 cm High Robe</b> Two Shelves	Code:	99076
	<b>Price Group 1:</b>	<b>£89</b>
	Code:	99076/2
	<b>Price Group 2:</b>	<b>£89</b>
<b>242 cm High Robe</b> Two Shelves	Code:	99046
	<b>Price Group 1:</b>	<b>£95</b>
	Code:	99046/2
	<b>Price Group 2:</b>	<b>£95</b>





**Corner Wardrobes Add-on Units - Hinged plain finish door corner wardrobes**

	Width (cm):		Width (cm):		Width (cm):		Width (cm):	
	98 x 98		98 x 98		106 x 106		106 x 106	
<b>225 cm High Robe</b> Two Shelves	Code:	05951	05953	05961	05963			
	<b>Price Group 1:</b>	<b>£805</b>	<b>£805</b>	<b>£1095</b>	<b>£1095</b>			
	Code:	05951/2	05953/2	05961/2	05963/2			
	<b>Price Group 2:</b>	<b>£949</b>	<b>£949</b>	<b>£1259</b>	<b>£1259</b>			
<b>242 cm High Robe</b> Two Shelves	Code:	02951	02953	02961	02963			
	<b>Price Group 1:</b>	<b>£869</b>	<b>£869</b>	<b>£1175</b>	<b>£1175</b>			
	Code:	02951/2	02953/2	02961/2	02963/2			
	<b>Price Group 2:</b>	<b>£1025</b>	<b>£1025</b>	<b>£1359</b>	<b>£1359</b>			



**Angled End Add-on Robes**

	To stand between wardrobes	
		
<b>225 cm High Robe</b> Two Shelves	Code:	05625
	<b>Price Group 1:</b>	<b>£499</b>
	Code:	05625/2
	<b>Price Group 2:</b>	<b>£645</b>
<b>242 cm High Robe</b> Two Shelves	Code:	02625
	<b>Price Group 1:</b>	<b>£539</b>
	Code:	02625/2
	<b>Price Group 2:</b>	<b>£695</b>

**Corner Wardrobes Starter Units - Hinged plain finish door corner wardrobes**

	Door Width (cm) -		Door Width (cm) -		Door Width (cm) -		Door Width (cm) -	
								
	Width (cm): 98 x 98		Width (cm): 98 x 98		Width (cm): 106 x 106		Width (cm): 106 x 106	
<b>225 cm High Robe</b> Two Shelves	Code:	05954	05956	05964	05966			
	<b>Price Group 1:</b>	<b>£949</b>	<b>£949</b>	<b>£1259</b>	<b>£1259</b>			
	Code:	05954/2	05956/2	05964/2	05966/2			
	<b>Price Group 2:</b>	<b>£1025</b>	<b>£1025</b>	<b>£1359</b>	<b>£1359</b>			
<b>242 cm High Robe</b> Two Shelves	Code:	02954	02956	02964	02966			
	<b>Price Group 1:</b>	<b>£1025</b>	<b>£1025</b>	<b>£1359</b>	<b>£1359</b>			
	Code:	02954/2	02956/2	02964/2	02966/2			
	<b>Price Group 2:</b>	<b>£1175</b>	<b>£1175</b>	<b>£1489</b>	<b>£1489</b>			


**Angled End Starter Robes**

	Door Width (cm) -		Door Width (cm) -	
				
	Hinged door wardrobe		Hinged door wardrobe	
<b>225 cm High Robe</b> Two Shelves	Code:	05622	-	05622
	<b>Price Group 1:</b>	<b>£645</b>	-	<b>£645</b>
	Code:	05622/2	-	05622/2
	<b>Price Group 2:</b>	<b>£695</b>	-	<b>£695</b>
<b>242 cm High Robe</b> Two Shelves	Code:	02622	-	02622
	<b>Price Group 1:</b>	<b>£539</b>	-	<b>£539</b>
	Code:	02622/2	-	02622/2
	<b>Price Group 2:</b>	<b>£695</b>	-	<b>£695</b>

**Corner Wardrobes Add-on Units - Hinged plain finish door corner wardrobes**

	Width (cm):		Width (cm):		Width (cm):		Width (cm):	
	98 x 98		98 x 98		106 x 106		106 x 106	
<b>225 cm High Robe</b> Two Shelves	Code:	05955	05957	05965	05967			
	<b>Price Group 1:</b>	<b>£949</b>	<b>£949</b>	<b>£1259</b>	<b>£1259</b>			
	Code:	05955/2	05957/2	05965/2	05967/2			
	<b>Price Group 2:</b>	<b>£1025</b>	<b>£1025</b>	<b>£1359</b>	<b>£1359</b>			
<b>242 cm High Robe</b> Two Shelves	Code:	02955	02957	02965	02967			
	<b>Price Group 1:</b>	<b>£1025</b>	<b>£1025</b>	<b>£1359</b>	<b>£1359</b>			
	Code:	02955/2	02957/2	02965/2	02967/2			
	<b>Price Group 2:</b>	<b>£1175</b>	<b>£1175</b>	<b>£1489</b>	<b>£1489</b>			

**Angled End Add-on Robes**

	To stand between wardrobes	
		
<b>225 cm High Robe</b> Two Shelves	Code:	05627
	<b>Price Group 1:</b>	<b>£645</b>
	Code:	05627/2
	<b>Price Group 2:</b>	<b>£695</b>
<b>242 cm High Robe</b> Two Shelves	Code:	02627
	<b>Price Group 1:</b>	<b>£539</b>
	Code:	02627/2
	<b>Price Group 2:</b>	<b>£695</b>



Wardrobe Starter Units - Hinged Door Wardrobes, Plain Doors

		Internal Widths (cm)		38		38		48		48		48		48		77		77		97		97		77 77	
225 cm High Robe One Shelf	Width (cm):	40	40	50	50	50	50	50	50	80	80	100	100	160											
	Code:	05490	05492	05590	05592	05598	05500	05890	05898	05190	05198	76212													
	Price Group 1:	£455	£455	£495	£495	£1009	£1009	£775	£1385	£839	£1649	£2775													
	Code:	05490/2	05492/2	05590/2	05592/2	05598/2	05500/2	05890/2	05898/2	05190/2	05198/2	76212/2													
242 cm High Robe Two Shelves	Price Group 2:	£599	£599	£665	£665	£1205	£1205	£1049	£1665	£1175	£1989	£3335													
	Code:	02490	02492	02590	02592	02598	02500	02890	02898	02190	02198	73212													
	Price Group 1:	£489	£489	£529	£529	£1089	£1089	£825	£1455	£899	£1725	£2905													
	Code:	02490/2	02492/2	02590/2	02592/2	02598/2	02500/2	02890/2	02898/2	02190/2	02198/2	73212/2													
	Price Group 2:	£645	£645	£715	£715	£1259	£1259	£1125	£1745	£1259	£2085	£3495													

Wardrobe Add-on Units - Hinged Door Wardrobes, Plain Doors with or without drawers.

		Width (cm):		40	40	50	50	50	50	80	80	100	100	160
225 cm High Robe One Shelf	Code:	05491	05493	05591	05593	05599	05501	05891	05899	05191	05199	76213		
	Price Group 1:	£455	£455	£495	£495	£1009	£1009	£775	£1385	£839	£1649	£2775		
	Code:	05491/2	05493/2	05591/2	05593/2	05599/2	05501/2	05891/2	05899/2	05191/2	05199/2	76213/2		
	Price Group 2:	£599	£599	£665	£665	£1205	£1205	£1049	£1665	£1175	£1989	£3335		
242 cm High Robe Two Shelves	Code:	02491	02493	02591	02593	02599	02501	02891	02899	02191	02199	73213		
	Price Group 1:	£489	£489	£529	£529	£1089	£1089	£825	£1455	£899	£1725	£2905		
	Code:	02491/2	02493/2	02591/2	02593/2	02599/2	02501/2	02891/2	02899/2	02191/2	02199/2	73213/2		
	Price Group 2:	£645	£645	£715	£715	£1259	£1259	£1125	£1745	£1259	£2085	£3495		

Wardrobe Starter Units - Hinged Door Wardrobes, Mirror Doors

		Internal Widths (cm)		38		38		48		48		48		48		77		77		97		97		77 77	
225 cm High Robe One Shelf	Width (cm):	40		40		50		50		50		50		80		80		100		100		160			
	Code:	05494		05496		05594		05596		05502		05504		05896		05800		05196		05100		76214			
	Price Group 1:	£599		£599		£659		£659		£1159		£1159		£1049		£1605		£1175		£1895		£3215			
	Code:									05502/2		05504/2				05800/2		05100/2				76214/2			
242 cm High Robe Two Shelves	Price Group 2:	£1205		£1205		£1669		£1989		£3335															
	Code:	02494		02496		02594		02596		02502		02504		02896		02800		02196		02100		73214			
	Price Group 1:	£645		£645		£715		£715		£1215		£1215		£1129		£1685		£1259		£1989		£3365			
	Code:									02502/2		02504/2				02800/2		02100/2				73214/2			
	Price Group 2:									£1259		£1259				£1745				£2085		£3495			

Wardrobe Add-on Units - Hinged Door Wardrobes, Plain Doors with or without drawers.

		Width (cm):		40	40	50	50	50	50	80	80	100	100	160
225 cm High Robe One Shelf	Code:	05495	05497	05595	05597	05503	05505	05897	05801	05197	05101	76215		
	Price Group 1:	£599	£599	£659	£659	£1159	£1159	£1049	£1605	£1175	£1895	£3215		
	Code:					05503/2	05505/2	05801/2		05101/2		76215/2		
	Price Group 2:					£1205	£1205	£1669		£1989		£3335		
242 cm High Robe Two Shelves	Code:	02495	02497	02595	02597	02503	02505	02897	02801	02197	02101	73215		
	Price Group 1:	£645	£645	£715	£715	£1215	£1215	£1129	£1685	£1259	£1989	£3365		
	Code:					02503/2	02505/2	02801/2		02101/2		73215/2		
	Price Group 2:					£1259	£1259	£1745		£2085		£3495		

Wardrobe Notes.

Height:

225 cm - 242 cm

Depth / Internal Depth:

64 / 58 cm

Interior:

Each wardrobe section contains shelf/shelves as stated and a hanging rail.

You will find further accessories like Tie Racks, Trouser Holders, Shoe Racks etc. on pages 139, 140 and 141.

Drawers:

All drawers are fully extendable with soft close effect.

Clearance:

This range has full length



**Wardrobe Notes.****Height:**

225 cm - 242 cm

**Depth / Internal Depth:**

64 / 58 cm

**Interior:**

Each wardrobe section contains shelf/shelves as stated and a hanging rail.

You will find further accessories like Tie Racks, Trouser Holders, Shoe Racks etc. on pages 139, 140 and 141.





**Drawers:**

All drawers are fully extendable with soft close effect.





**Clearance:**

This range has full length hinged doors. Please take particular attention of delivery information Note 6 on the inside back cover regarding carpets.


**Corner Wardrobes Starter Units - Hinged plain finish door corner wardrobes**

	Door Width (cm) -	98 x 98	98 x 98	106 x 106	106 x 106
					
	Width (cm):	98 x 98	98 x 98	106 x 106	106 x 106
	Code:	05990	05992	05900	05902
<b>225 cm High Robe</b> Two Shelves	<b>Price Group 1:</b>	<b>£835</b>	<b>£835</b>	<b>£1125</b>	<b>£1125</b>
	Code:	05990/2	05992/2	05900/2	05902/2
	<b>Price Group 2:</b>	<b>£979</b>	<b>£979</b>	<b>£1289</b>	<b>£1289</b>
	Code:	02990	02992	02900	02902
<b>242 cm High Robe</b> Two Shelves	<b>Price Group 1:</b>	<b>£899</b>	<b>£899</b>	<b>£1210</b>	<b>£1210</b>
	Code:	02990/2	02992/2	02900/2	02902/2
	<b>Price Group 2:</b>	<b>£1055</b>	<b>£1055</b>	<b>£1390</b>	<b>£1390</b>



**Angled End Starter Robes**

Door Width (cm) -	46	64	64	46
				
Hinged door wardrobe				
	05640	-	-	-
	<b>£529</b>	-	-	-
	05640/2	-	-	-
	<b>£675</b>	-	-	-
	02640	-	-	-
	<b>£569</b>	-	-	-
	02640/2	-	-	-
	<b>£725</b>	-	-	-

**Shelf Units**

Free Standing or at end of units	
Width (cm):	41
	44960
	<b>£455</b>
	-
	44930
	<b>£489</b>
	-

**End Panels - Right Hand Facing**

Depth with cornice overhang:	64	46
		
	99076	99074
	<b>£89</b>	<b>£89</b>
	-	-
	99046	99044
	<b>£95</b>	<b>£95</b>
	-	-





**Corner Wardrobes Add-on Units - Hinged plain finish door corner wardrobes**

	Width (cm):	98 x 98	98 x 98	106 x 106	106 x 106
	Code:	05991	05993	05941	05903
<b>225 cm High Robe</b> Two Shelves	<b>Price Group 1:</b>	<b>£835</b>	<b>£835</b>	<b>£1125</b>	<b>£529</b>
	Code:	05991/2	05993/2	05941/2	05903/2
	<b>Price Group 2:</b>	<b>£979</b>	<b>£979</b>	<b>£1289</b>	<b>£675</b>
	Code:	02991	02993	02901	02903
<b>242 cm High Robe</b> Two Shelves	<b>Price Group 1:</b>	<b>£899</b>	<b>£899</b>	<b>£1210</b>	<b>£569</b>
	Code:	02991/2	02993/2	02901/2	02903/2
	<b>Price Group 2:</b>	<b>£1055</b>	<b>£1055</b>	<b>£1390</b>	<b>£725</b>





**Angled End Add-on Robes**

	To stand between wardrobes.
	05645
	<b>£4961</b>
	-
	05645/2
	<b>£675</b>
	-
	02645
	<b>£4931</b>
	-
	02645/2
	<b>£725</b>
	-

**Corner Wardrobes Starter Units - Hinged plain finish door corner wardrobes**

Door Width (cm) -	98 x 98	98 x 98	106 x 106	106 x 106
				
	Width (cm):	98 x 98	98 x 98	106 x 106
	Code:	05994	05996	05904
<b>225 cm High Robe</b> Two Shelves	<b>Price Group 1:</b>	<b>£979</b>	<b>£979</b>	<b>£1295</b>
	Code:	05994	05996	05904
	<b>Price Group 2:</b>	-	-	-
<b>242 cm High Robe</b> Two Shelves	<b>Price Group 1:</b>	<b>£1055</b>	<b>£1055</b>	<b>£1389</b>
	Code:	02994	02996	02904
	<b>Price Group 2:</b>	-	-	-

**Angled End Starter Robes**

Door Width (cm) -	46	64	64	46
				
Hinged door wardrobe				
	05642	-	-	-
	<b>£675</b>	-	-	-
	02642	-	-	-
	<b>£725</b>	-	-	-
	-	-	-	-

**Corner Wardrobes Add-on Units - Hinged plain finish door corner wardrobes**

	Width (cm):	98 x 98	98 x 98	106 x 106	106 x 106
	Code:	05995	05997	05905	05907
<b>225 cm High Robe</b> Two Shelves	<b>Price Group 1:</b>	<b>£979</b>	<b>£979</b>	<b>£1295</b>	<b>£1295</b>
	Code:	05995	05997	05905	05907
	<b>Price Group 2:</b>	-	-	-	-
<b>242 cm High Robe</b> Two Shelves	<b>Price Group 1:</b>	<b>£1055</b>	<b>£1055</b>	<b>£1389</b>	<b>£1389</b>
	Code:	02995	02997	02905	02907
	<b>Price Group 2:</b>	-	-	-	-

**Angled End Add-on Robes**

	To stand between wardrobes.
	05647
	<b>£675</b>
	-
	02647
	<b>£725</b>
	-




# ambassador.

A range that really lives up to its name, the **ambassador** collection represents the very best of bedroom systems.

This bright and breezy collection comes in a choice of light wood-style finishes and can be designed to provide a fully tailored-to-you bedroom solution. **ambassador** even offers a walk-in corner wardrobe option.

## Finish Options



## Handle Option



#### Wardrobe Notes.

**Height:** 225 cm  
**Depth:** 64 cm  
**Interior:** Each wardrobe section contains two shelves and a hanging rail.  
**Options:** See Page 124/217 for Interior and Exterior Options.  
 \* 81 cm Mirror Door Robe has one handle

#### Wood & Mirror Doors - Hinged Door Wardrobes with Section Pelmet

Internal Widths (cm)	28	28	28	28	38	38	38	38	48	48	48	48	77	77	97	97	77 38	77 38	97 28	97 38
Width (cm):	31	31	31	31	41	41	41	41	51	51	51	51	81	81	101	101	120	120	130	140
Code:	A15330	A15331	A15332	A15333	A15430	A15431	A15432	A15433	A15530	A15531	A15532	A15533	A15830	A15831*	A15130	A15132	A75030	A75031	A75040	A75050
Price:	£345	£345	£405	£405	£395	£395	£439	£439	£425	£425	£459	£459	£565	£685	£615	£775	£855	£905	£889	£899

#### Wood & Mirror Doors - Hinged Door Wardrobes with Section Pelmet

Internal Widths (cm)	97 48	97 48	77 77	77 77	97 77	97 97	97 97	77 48 77	77 48 77	77 77 77	77 77 77
Width (cm):	151	151	160	160	180	200	200	210	210	240	240
Code:	A75130	A75131	A75280	A75281	A75220	A75330	A75331	A75303	A75304	A75480	A75481
Price:	£915	£985	£995	£1109	£1015	£1025	£1165	£1279	£1349	£1329	£1474

#### Wood & Mirror Doors - Hinged Door Wardrobes with Section Pelmet

Internal Widths (cm)	97 48 97	97 48 97	97 48 97	77 97 77	77 97 77	97 77 97	97 77 97	97 97 97	97 97 97
Width (cm):	250	250	250	260	260	280	280	300	300
Code:	A75530	A75531	A75532	A75612	A75613	A75620	A75621	A75730	A75731
Price:	£1359	£1449	£1615	£1455	£1595	£1499	£1629	£1510	£1679

#### Corner Wardrobe Notes.

**Height:** 225 cm  
**Depth:** Corner Robe - 98 cm square  
 Walk-In Robe - 106 cm square  
**Interior:** Each wardrobe section contains two shelves and a hanging rail.  
**Fitting:** For stability it is recommended that the corner wardrobes has a wardrobe attached to the side opposite the shelves.

#### Wood & Mirror Doors - Hinged Door Wardrobes

Internal Widths (cm)	77 77 77 77	97 97 48 97
Width (cm):	320	350
Code:	A75831	A75931
Price:	£2159	£2275

#### Corner Wardrobes - Hinged Door Corner Wardrobes

	Wood Finish Door				Mirror Door				Wood Finish Door - Walk-In				Mirror Door - Walk-In				Interior Layout	
Width:	98 x 98				98 x 98				106 x 106				106 x 106				LHF	RHF
Code:	A16750	A16752	A16754	A16756	A16760	A16762	A16764	A16766										
Price:	£669	£669	£765	£765	£955	£955	£1079	£1079										

#### Optional Interior Light

For use with walk-in corner wardrobe

Code: 97521  
 Price: £79

# horizon overbed units.

The perfect storage solution for those rooms with limited space, utilising the space above and around your bed.

**horizon overbed units** can be used in conjunction with our Horizon 4500, Horizon 7000 and Ambassador ranges.

## Finish Options



Polar  
White  
P9



Satin  
Maple  
T1



Satin  
Ash  
D1



Beech  
B9

## Handle Option



Chrome / Aluminium 119  
Length 52 cm



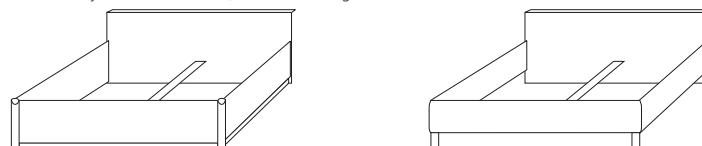
Matt Aluminium 114  
Length 27 cm





## Bed Frame - with slatted base. For use only with overbed units, not freestanding.

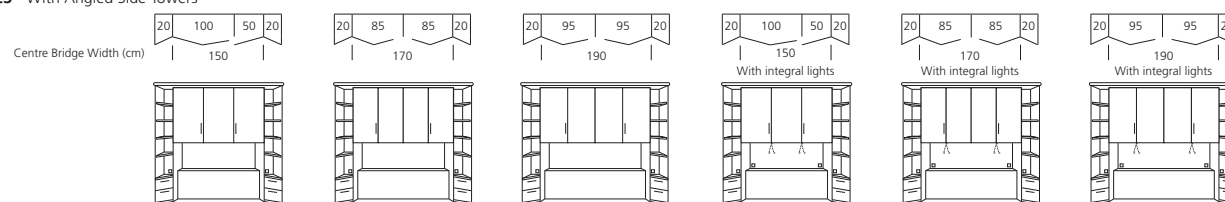
Headend Height: 67 cm  
Footend Height: 41 cm  
Shelf Depth: 15 cm



For Bridge Width (cm):	150	170	190	150	170	190
For Mattress Size (cm):	140 x 190	150 x 200	180 x 200	140 x 190	150 x 200	180 x 200
Length including Bridge:	226	236	236	226	236	236
Code:	57845	57857	57887	58245	58257	58287
Price:	£659	£659	£659	£689	£689	£689



## Overbed Units - With Angled Side Towers



	Width (cm):	212	231	251	212	231	251
225 cm High	Code:	66140	66160	66180	66141	66161	66181
	Price:	£2095	£2095	£2095	£2305	£2305	£2305
242 cm High	Code:	66340	66360	66380	66341	66361	66381
	Price:	£2305	£2305	£2305	£2535	£2535	£2535

## Optional Tower Doors

	Wood Finish	Clear Glass
Pair of doors for use with Overbed Units		
Height (cm):	132	132
225 High Code:	99070	99071
242 High Code:	99090	99091
Price:	£155	£225












# columbus.

The crème-de-la-crème of our systems offer, **columbus** combines the design excellence of the Nolte Möbel collection with the flexibility of our modular 'pick 'n' mix' ranges.









Stunning design features include rounded ends to the gloss fronted wardrobes, while long vertical handles on the towering wardrobes emphasise the sheer elegance of an exceptional collection that can be tailored to make the most of your room space. **columbus** comes with a choice of soothing wood tones combined with a hand finished white, cream and sahara high gloss lacquer.

## Finish Options Lacquer Door

Carcass Finish	Lacquer Door Finish			
		White High Gloss	Cream High Gloss	Sahara High Gloss
		Beech B23	B22	Not Available
		D23	D22	D110
		K23	K22	Not Available
		T23	T22	T110
		U23	U22	U110
		I23	I22	I110
		L23	L22	L110
		R23	Not Available	Not Available
		P23	Not Available	Not Available



## Finish Options - Plain Door

			
Beech B9	Satin Ash D1	Natural Cherry K1	Polar White P9
			
Silver Oak R9	Satin Maple T1	Walnut U1	Elm L9
			
Moor Oak I1	Moor Oak / Polar White I8	Polar White / Velvet Brown P92	Elm / Velvet Brown L92

## Handle Options

For sliding and hinged door wardrobes.  
Please specify your chosen style.





## Wardrobe Starter Units - Hinged Plain and Mirror Doors

Internal Widths (cm)	38	38	38	38	48	48	48	48	57	57	57	57	End Panel
Width (cm):	40	40	40	40	50	50	50	50	60	60	60	60	1.6
Code:	15480	15482	15484	15486	15590	15592	15594	15596	15200	15202	15204	15206	99066
Price:	£335	£335	£425	£425	£349	£349	£449	£449	£365	£365	£459	£459	£95

## Wardrobe Add-on Units - Hinged Plain and Mirror Doors

Width (cm):	40	40	40	40	50	50	50	50	60	60	60	60	End Panel
Code:	15481	15483	15485	15487	15591	15593	15595	15597	15201	15203	15205	15207	99066
Price:	£335	£335	£425	£425	£349	£349	£449	£449	£365	£365	£459	£459	£95

## Wardrobe Starter Units - Hinged Plain and Mirror Doors

Internal Widths (cm)	77	77	77	77	97	97	97	97	117	117	117	117
Width (cm):	80	80	80	80	100	100	100	100	120	120	120	120
Code:	15880	15842	15844	15882	15180	15142	15144	15182	75000	75002	75004	75006
Price:	£499	£575	£575	£659	£529	£615	£615	£689	£625	£715	£715	£805

## Wardrobe Add-on Units - Hinged Plain and Mirror Doors

Width (cm):	80	80	80	80	100	100	100	100	120	120	120	120
Code:	15881	15843	15845	15883	15181	15143	15145	15183	75001	75003	75005	75007
Price:	£499	£575	£575	£659	£529	£615	£615	£689	£625	£715	£715	£805

### Wardrobe Notes.

Height:

223 cm

Depth / Internal Depth:

62 / 58 cm

Interior:

Each wardrobe section contains two shelves and a hanging rail.

You will find further accessories like Tie Racks, Trouser Holders, Shoe Racks etc. on pages 139, 140 and 141.

Clearance:

This range has full length hinge and/or folding doors. Please take particular attention of delivery information Note 6 on the back cover regarding carpets.



### Wardrobe Notes.

**Height:**  
223 cm

**Depth / Internal Depth:**  
62 / 58 cm

**Interior:**  
Each wardrobe section contains two shelves and a hanging rail.

You will find further accessories like Tie Racks, Trouser Holders, Shoe Racks etc. on pages 139, 140 and 141.

**Clearance:**  
This range has full length hinge and/or folding doors. Please take particular attention of delivery information **Note 6** on the back cover regarding carpets.

### Wardrobe Starter Units - Hinged High Gloss and High Gloss/Mirror Doors

Internal Widths (cm)	38	38	38	38	48	48	48	48	57	57	57	57	End Panel 60 cm Deep	
Width (cm):	40	40	40	40	50	50	50	50	60	60	60	60	1.6	
Code:	G15480	G15482	G15484	G15486	G15590	G15592	G15594	G15596	G15200	G15202	G15204	G15206	99066	
Price:	£455	£455	£555	£555	£485	£485	£589	£589	£575	£575	£689	£689	£95	

### Wardrobe Add-on Units - Hinged High Gloss and High Gloss/Mirror Doors

Width (cm):	40	40	40	40	50	50	50	50	60	60	60	60	1.6	
Code:	G15481	G15483	G15485	G15487	G15591	G15593	G15595	G15597	G15201	G15203	G15205	G15207	99066	
Price:	£455	£455	£555	£555	£485	£485	£589	£589	£575	£575	£689	£689	£95	

### Wardrobe Starter Units - Hinged High Gloss and High Gloss/Mirror Doors

Internal Widths (cm)	77	77	77	77	97	97	97	97	117	117	117	117		
Width (cm):	80	80	80	80	100	100	100	100	120	120	120	120		
Code:	G15880	G15842	G15844	G15882	G15180	G15142	G15144	G15182	G75000	G75002	G75004	G75006		
Price:	£765	£869	£869	£975	£855	£959	£959	£1059	£985	£1109	£1109	£1359		

### Wardrobe Add-on Units - Hinged High Gloss and High Gloss/Mirror Doors

Width (cm):	80	80	80	80	100	100	100	100	120	120	120	120		
Code:	G15881	G15843	G15845	G15883	G15181	G15143	G15145	G15183	G75001	G75003	G75005	G75007		
Price:	£765	£869	£869	£975	£855	£959	£959	£1059	£985	£1109	£1109	£1359		

### Optional Pelmet

Price per started metre





Thickness (cm):	3.2	Quantity:						
Code:	98000	Code:	97201	97202	97203	97204	97205	97206
Price:	£59	Price:	£140	£250	£299	£355	£405	£450

### Pelmet Lights

Code:	97201	97202	97203	97204	97205	97206	97207
Price:	£140	£250	£299	£355	£405	£450	£515









Corner Robe Starter Unit - Plain and Mirror Doors

Hinged Door Corner Robe

				
	Plain Door		Mirror Door	
Width (cm):	98 x 98	98 x 98	98 x 98	98 x 98
Code:	15740	15742	15744	15746
Price:	£615	£615	£735	£735



Walk-In Corner Robe Starter Unit - Plain and Mirror Doors

Hinged Door Walk-In Corner Robe

								
	Plain Doors					Mirror Doors		
Width (cm):	106x106	106x106	106x106	106x106	106x106	106x106	106x106	106x106
Code:	15790	15792	15794	15796	15798	15799	15800	15801
Price:	£1075	£1075	£1195	£1195	£1195	£1195	£1195	£1195

Curved End Starter Unit

Curved Door End Robe

		
Width (cm):	46	46
Code:	15660	15662
Price:	£705	£705

Curved End Robe Notes.

Height:  
223 cm

Depth / Internal Depth:  
62 / 58 cm  
Curved end shallows to 44 deep.

Interior:  
Curved end sections contain four shelves.  
Additional shelves are model code:  
92061/45 £19.

Frames:  
No Carcass Frame available for Curved End Robe.  
Optional frames cannot be used on sliding door wardrobes when used in conjunction with curved end robes.

Corner Robe Add-on Unit

Hinged Door Corner Robe

Width (cm):	98 x 98	98 x 98	98 x 98	98 x 98
Code:	15741	15743	15745	15747
Price:	£615	£615	£735	£735

Walk-In Corner Robe Add-on Unit

Hinged Door Walk-In Corner Robe

Width (cm):	106x106	106x106	106x106	106x106
Code:	15791	15793	15795	15797
Price:	£1075	£1075	£1195	£1195





Curved End Add-on Unit

Curved Door End Robe

Width (cm):	46	46
Code:	15661	15663
Price:	£705	£705









High Gloss Finish Corner Robe Starter Unit

Hinged Door Corner Robe

				
	Plain Door		Mirror Door	
Width (cm):	98 x 98	98 x 98	98 x 98	98 x 98
Code:	G15740	G15742	G15744	G15746
Price:	£805	£805	£909	£909

High Gloss Finish Walk-In Corner Robe Starter Unit

Hinged Door Walk-In Corner Robe

								
	Plain Doors					Mirror Doors		
Width (cm):	106x106	106x106	106x106	106x106	106x106	106x106	106x106	106x106
Code:	G15790	G15792	G15794	G15796	G15798	G15799	G15800	G15801
Price:	£1205	£1205	£1325	£1325	£1325	£1325	£1325	£1325

End Panel

Right Hand Facing for 15663

Depth front to back (cm):	46
Width (cm):	1.6
Code:	99064
Price:	£95

High Gloss Finish Corner Robe Add-on Unit

Hinged Door Corner Robe

Width (cm):	98 x 98	98 x 98	98 x 98	98 x 98
Code:	G15741	G15743	G15745	G15747
Price:	£805	£805	£909	£909

High Gloss Finish Walk-In Corner Robe Add-on Unit

Hinged Door Walk-In Corner Robe

Width (cm):	106x106	106x106	106x106	106x106
Code:	G15791	G15793	G15795	G15797
Price:	£1205	£1205	£1325	£1325



#### Wardrobe Notes.

##### Height:

223 cm

##### Depth / Internal Depth:

62 / 58 cm

##### Interior:

Each wardrobe section contains two shelves and a hanging rail.

You will find further accessories like Tie Racks, Trouser Holders, Shoe Racks etc. on pages 139, 140 and 141.

##### Clearance:

This range has full length hinge and/or folding doors. Please take particular attention of delivery information **Note 6 on the back cover** regarding carpets.

*\*Note: Wardrobe drawings show optional pelmet with lights. These are available at extra cost, please see 'Optional Pelmet' section.*

#### Curved Wardrobe Notes.

##### Height:

223 cm

##### Depth / Internal Depth:

62 / 58 cm

Curved end shallows to 44 cm deep.

##### Interior:

Curved end sections contain four shelves. Additional shelves are model code: **92061/45** £19.

You will find further accessories like Tie Racks, Trouser Holders, Shoe Racks etc. on pages 139, 140 and 141.

##### Clearance:

This range has full length hinge and/or folding doors. Please take particular attention of delivery information **Note 6 on the back cover** regarding carpets.

*\*Note: Wardrobe drawings show optional pelmet with lights. These are available at extra cost, please see 'Optional Pelmet' section.*

### Wooden Outer Doors & High Gloss Finish Centre Doors\* - Complete Combination Hinged Door Wardrobes

Internal Widths (cm)	97	48	77	77	117	57	97	97	77	77	77	117	117	97	48	97	97	97	97	117	57	117
Width (cm):	150	160	180	200	240	240	250	300	300													
Code:	76165	76263	76287	76365	76463	76489	76570	76770	76779													
Price:	£1059	£1315	£1235	£1435	£1775	£1639	£1915	£2285	£2215													

### Wooden Outer Doors & High Gloss Finish Centre Doors\* - Complete Combination Hinged Door Wardrobes with Curved Ends

Internal Widths (cm)	45	77	45	45	97	45	45	117	45	45	97	48	45	45	77	77	45	45	117	57	45	45	97	97	45	45	117	117	45
Width (cm):	174	194	213	244	253	273	293	333																					
Code:	76264	76367	76312	76464	76572	76650	76772	76800																					
Price:	£2485	£2585	£2709	£3059	£3209	£3275	£3439	£3689																					

### Optional Standard Pelmet with Lights - Straight Pelmet for use with complete combination Hinged Door Wardrobes

No. of Lights:	1	2	1	2	3	2	3	3	3
Width (cm):	150	160	180	200	240	240	250	300	300
Code:	98053	98056	98061	98066	98072	98074	98080	98090	98092
Price:	£289	£389	£299	£405	£555	£450	£565	£575	£575

### Optional Curved Pelmet with Lights - Curved Pelmet for use with complete combination Curved End Hinged Door Wardrobes

No. of Lights:	1	1	1	1	2	2	2	2
Width (cm):	174	194	213	244	253	273	293	333
Code:	98060	98065	98071	98076	98084	98087	98089	98098
Price:	£289	£299	£335	£345	£449	£449	£475	£509





# 04 beds.

- sonyo
- molto
- canto
- fargo

# sonyo.


The hugely flexible **sonyo** bed system offers enough choice and options to build your own bespoke bed.

**sonyo.** Available in four different widths, two lengths and with a choice of six headboards, the **sonyo** can be anything you want it to be. Choose also from a curved profile and side panels with matching legs – or opt for angular corners and legs. The choice is yours.... as is the pick of nifty accessories including padded panels and underbed lighting.





Bedframe A - Finish Options



Bedframe A - Three leg styles to choose from, square corner profile, with slatted base, and without head panel.



For Mattress Size (cm):	90 x 190	140 x 190	150 x 200	180 x 200
Length (cm):	197	197	207	207
Width (cm):	98	148	158	188
Code:	55899	55849	55850	55880
Price:	£489	£539	£539	£539



Bedframe A - Leg Styles

Leg Height (cm):	18	18	18
Finishes Available:	3 (See below)	14 (See below)	Suspended Effect
Version:	Version 215	Version 216	Version 220
	-	-	-

Bedframe A - Leg Style & Finish Options

	Leg Version 215	 Matt Aluminium 301	 Chrome 302	 Black 324	-	-	-	-	-	-	-	-	-	-	
	Leg Version 216	 Polar White 314	 Satin Maple 318	 Satin Ash 326	 Natural Oak 316	 Sonoma Oak 334	 Elm 333	 Beech 308	 Natural Cherry 309	 Cabana 311	 Walnut 315	 Rijeka Oak 353	 Brown Velvet 339	 Silver Oak 319	 Moor Oak 331
	Leg Version 220	Suspended Effect	-	-	-	-	-	-	-	-	-	-	-	-	-



Optional Lights - Aluminium Finish

For use with Headend of Bed Frame	
Pair of LED Aluminium Finish Lights	
Length (cm):	20 (each)
Code:	97242
Price:	£289

Optional Lights - Chrome Finish









For use with Headend of Bed Frame	
Pair of LED Chrome Finish Lights	
Length (cm):	20 (each)
Code:	97342
Price:	£289

Optional Underbed Motion Sensor Lights

Motion Sensor Underbed LED Lights	
Code:	97308
Price:	£425



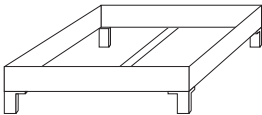
Bedframe A1 and A2 - Finish Options

						
Polar White P9	Satin Maple T1	Satin Ash D1	Natural Oak E1	Sonoma Oak M1	Elm L9	Beech B9
						
Natural Cherry K1	Cabana C1	Walnut U1	Rijeka Oak N9	Velvet Brown V1	Silver Oak R9	Moor Oak I1

Bedframe A1 - Chrome or Matt Aluminium leg, square corner profile and with slatted base, and without head panel.

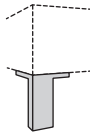
Height of Bed Frame  
with legs = 42 cm

Chrome or Matt Aluminium  
bed leg finishes.  
Please specify your choice.





For Mattress Size (cm):	90 x 190	140 x 190	150 x 200	180 x 200
Length (cm):	197	197	207	207
Width (cm):	98	148	158	188
Code:	55899/1	55849/1	55850/1	55880/1
Price:	£689	£739	£739	£739

Bedframe A1 - Leg Styles



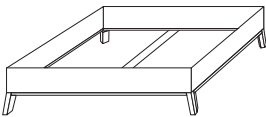
Bedframe A1 - Leg Finish Options

	
Matt Aluminium 301	Chrome 302

Bedframe A2 - Wood effect base frame with 4 slanted legs, square corner profile, with slatted base, and without head panel.

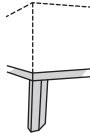
Height of Bed Frame  
with legs = 42 cm

Choice of bed leg finishes  
available. Please specify your  
choice.



For Mattress Size (cm):	90 x 190	140 x 190	150 x 200	180 x 200
Length (cm):	197	197	207	207
Width (cm):	98	148	158	188
Code:	55899/2	55849/2	55850/2	55880/2
Price:	£799	£879	£879	£879

Bedframe A2 - Leg Styles




Bed Frame A2 - Leg Finish Options

	Leg Version 217							
		Polar White 314	Satin Maple 318	Satin Ash 326	Natural Oak 316	Sonoma Oak 334	Elm 333	Beech 308
	Leg Version 217							
		Natural Cherry 309	Cabana 311	Walnut 315	Rijeka Oak 353	Brown Velvet 339	Silver Oak 319	Moor Oak 331



Bedframe B - Finish Options



Bedframe B - Three leg styles to choose from, rounded corner profile, with slatted base, and without head panel.























For Mattress Size (cm):	90 x 190	140 x 190	150 x 200	180 x 200
Length (cm):	197	197	207	207
Width (cm):	98	148	158	188
Code:	55999	55949	55950	55980
Price:	£649	£699	£699	£699

Bedframe B - Leg Styles

Leg Height (cm):	18	18	18
Finishes Available:	3 (See below)	14 (See below)	Suspended Effect
Version:	Version 215	Version 216	Version 220
	-	-	-

Bedframe B - Leg Style & Finish Options

	Leg Version 215				-	-	-	-	-	-	-	-	-	-	
	Leg Version 216														
	Leg Version 220	Suspended Effect	-	-	-	-	-	-	-	-	-	-	-	-	-



Optional Lights - Aluminium Finish

For use with Headend of Bed Frame	
Pair of LED Aluminium Finish Lights	
Length (cm):	20 (each)
Code:	97242
Price:	£289


Optional Lights - Chrome Finish

For use with Headend of Bed Frame	
Pair of LED Chrome Finish Lights	
Length (cm):	20 (each)
Code:	97342
Price:	£289

Optional Underbed Motion Sensor Lights

Motion Sensor Underbed LED Lights	
Code:	97308
Price:	£425

Bedframe B1 - Finish Options



Bedframe B1 - Chrome or Matt Aluminium base frame with 4 slanted legs, rounded corner profile, with slatted base, and without head panel.




For Mattress Size (cm):	90 x 190	140 x 190	150 x 200	180 x 200
Length (cm):	197	197	207	207
Width (cm):	98	148	158	188
Code:	55999/1	55949/1	55950/1	55980/1
Price:	£997	£1049	£1049	£1049

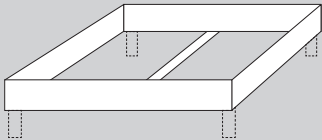
Bedframe B1 - Leg Styles



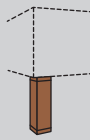
Bedframe B1 - Leg Finish Options



Example - Bedframe A




Bedframe A - Code: 55850



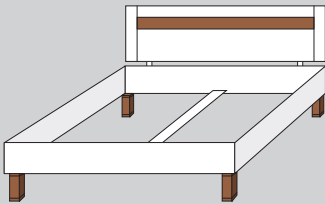
Leg Version: 216

+



Head Panel - Code: 46536

=



Polar White P9

Bedframe Colour - Polar White: P9



Walnut U1

Leg Colour - Wanlnut: U1



Polar White P9

Head Panel Colour - Polar White: P9



Walnut U1

Head Panel Inset Colour - Wanlnut: U1


£539

+

£439

=


£978





## Head Panel with inset Panel - Inset panel available with or without LED lights

Adds 6 cm to overall bed length




Height incl Frame (cm):	94	94	94	94
Width (cm):	95	145	158	185
Code without LED:	46539	46534	46536	46538
<b>Price:</b>	<b>£379</b>	<b>£439</b>	<b>£439</b>	<b>£439</b>
Code with LED:	46549	46544	46546	46548
<b>Price:</b>	<b>£525</b>	<b>£629</b>	<b>£629</b>	<b>£629</b>

## Panelled Head Panel

Please specify choice of trim  
Chrome or Aluminium

Adds 15 cm to overall bed length



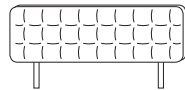
Height incl Frame (cm):	93	93	93	93
Width (cm):	90	140	160	180
Code:	46399	46394	46396	46398
<b>Price:</b>	<b>£225</b>	<b>£269</b>	<b>£269</b>	<b>£269</b>

## Upholstered Head Panel - With button quilting

Please Specify:

White G51  
Black G52  
Sahara G56  
Brown G55

Adds 6 cm to overall bed length



Height incl Frame (cm):	94	94	94	94
Width (cm):	95	145	165	185
Code:	46559	46554	46556	46550
<b>Price:</b>	<b>£410</b>	<b>£499</b>	<b>£499</b>	<b>£499</b>

## Wood Finish Straight Head Panel - Strong 25mm Thick Panel


Adds 6 cm to overall bed length



Height incl Frame (cm):	94	94	94	94
Width (cm):	95	145	165	185
Code:	46569	46564	46566	46568
<b>Price:</b>	<b>£205</b>	<b>£245</b>	<b>£245</b>	<b>£245</b>

	Inset Panel Finish													
	Polar White 314	Satin Maple 318	Satin Ash 326	Natural Oak 316	Sonoma Oak 334	Elm 333	Beech 308	Natural Cherry 309	Cabana 311	Walnut 315	Rijeka Oak 353	Velvet Brown 339	Silver Oak 319	Moor Oak 331
Polar White P9	•	•	•	•	•	•	•	•	•	•	•	•	•	•
Satin Maple T1	•	•	•	•	•	•	•	•	•	•	•	•	•	•
Satin Ash D1	•	•	•	•	•	•	•	•	•	•	•	•	•	•
Natural Oak E1	•	•	•	•	•	•	•	•	•	•	•	•	•	•
Sonoma Oak M1	•	•	•	•	•	•	•	•	•	•	•	•	•	•
Elm L9	•	•	•	•	•	•	•	•	•	•	•	•	•	•
Beech B9	•	•	•	•	•	•	•	•	•	•	•	•	•	•
Natural Cherry K1	•	•	•	•	•	•	•	•	•	•	•	•	•	•
Cabana C1	•	•	•	•	•	•	•	•	•	•	•	•	•	•
Walnut U1	•	•	•	•	•	•	•	•	•	•	•	•	•	•
Rijeka Oak N9	•	•	•	•	•	•	•	•	•	•	•	•	•	•
Velvet Brown V1	•	•	•	•	•	•	•	•	•	•	•	•	•	•
Silver Oak R9	•	•	•	•	•	•	•	•	•	•	•	•	•	•
Moor Oak I1	•	•	•	•	•	•	•	•	•	•	•	•	•	•

## Head Panel - Finish Options

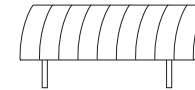


## Padded Head Panel - Upholstered with vertical quilting

Please Specify:


White G51  
Black G52  
Sahara G56  
Brown G55

Adds 15 cm to overall bed length



Height incl Frame (cm):	94	94	94	94
Width (cm):	95	145	165	185
Code:	46389	46384	46386	46388
<b>Price:</b>	<b>£579</b>	<b>£649</b>	<b>£649</b>	<b>£649</b>

## Head Panel - Leather Look Finish Options



## Padded Panel - for use with wood finish straight head panel (see right)

Please Specify:

White G51  
Black G52  
Sahara G56  
Brown G55



Height (cm):	33	33	33	33	33
Width (cm):	80	x2 60	x2 80	135	175
Code:	46087	46088	46089	46094	46095
<b>Price:</b>	<b>£219</b>	<b>£309</b>	<b>£309</b>	<b>£309</b>	<b>£309</b>

# molto.

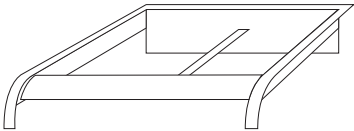
**molto** takes bed design to new levels with a form that sweeps it into the realms of art.

As well as providing a sensational centrepiece to any bedroom, **molto** offers a number of remarkable details including motion-sensitive under-bed lighting.



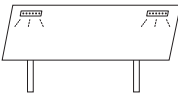
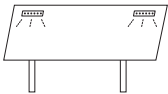
Bed Frame - with slatted base, and without head panel

Height of Bed Frame  
41 cm





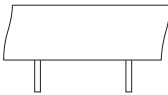
For Mattress Size (cm):	140 x 190	150 x 200	180 x 200
Length (cm):	233	243	243
Width (cm):	164	174	204
Code:	50249	50250	50280
Price:	£1149	£1149	£1149

Slanted Head Panel - with integrated LED Lights



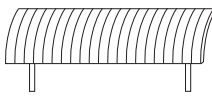
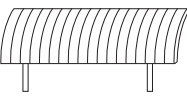
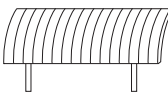
Height incl Frame (cm):	89	89	89
Width (cm):	141	161	181
Code:	46334	46336	46338
Price:	£459	£459	£459

Curved Head Panel



Height incl Frame (cm):	90	90	90
Width (cm):	146	166	186
Code:	46114	46116	46118
Price:	£269	£269	£269

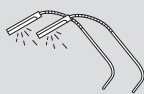
Padded Head Panel - Colour options - White Leather Look G51 - Black Leather Look G52



Height incl Frame (cm):	91	91	91
Width (cm):	141	161	181
Code:	46284	46286	46288
Price:	£649	£649	£649

Optional Lights - Aluminium Finish

For use with Headend  
of Bed Frame  
Pair of LED  
Aluminium Finish Lights  
Cannot be used with  
Glass Head Panel.



Length (cm): 20 (each)  
Code: 97242  
Price: £289

Finish Options



Polar  
White  
p9



Satin  
Ash  
D1



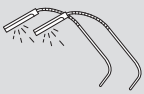
Walnut  
U1



Silver  
Oak  
R9

Optional Lights - Chrome Finish

For use with Headend  
of Bed Frame  
Pair of LED  
Chrome Finish Lights  
Cannot be used with  
Glass Head Panel.

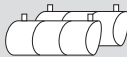


Length (cm): 20 (each)  
Code: 97342  
Price: £289

Optional Pads - For Curved Head Panel

Leather look head pads  
for use with curved head  
panel only.

Finish Options:



White Leather Look G51  
Black Leather Look G52

Height (cm): 60  
Code: 46091  
Price: £195

Optional Underbed Motion  
Sensor Lights

Motion Sensor  
Underbed  
LED Lights



Code: 97308  
Price: £425

# canto.

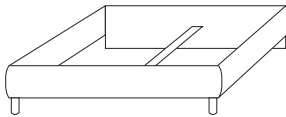
Timeless, but with a thoroughly modern edge, **canto** features a deep, bow-fronted frame, with chrome or aluminium legs and corner connectors.

.....  
A curved head panel completes the fresh look and comes with LED lighting to give your dream bed a one-of-a-kind personality.



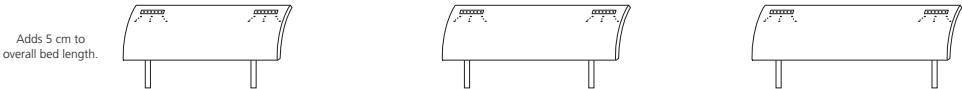


Bed Frame - with slatted base, and without head panel



For Mattress Size (cm):	140 x 190	150 x 200	180 x 200
Length (cm):	211	221	221
Height (cm):	41	41	41
Width (cm):	153	163	193
Code:	50349	50350	50380
Price:	£1099	£1099	£1099

Curved Head Panel - with integrated LED Lights



Height incl Frame (cm):	89	89	89
Width (cm):	140	160	180
Code:	46364	46366	46368
Price:	£459	£459	£459

Optional Lights - Aluminium Finish

For use with Headend of Bed Frame

Pair of LED Aluminium Finish Lights

Cannot be used with Glass Head Panel.

Length (cm): 20 (each)

Code: 97242

Price: £289

Optional Lights - Chrome Finish

For use with Headend of Bed Frame

Pair of LED Chrome Finish Lights

Cannot be used with Glass Head Panel.

Length (cm): 20 (each)

Code: 97342

Price: £289

Optional Underbed Lights

Motion Sensor Activated Underbed LED Lights

Code: 97308

Price: £425



Finish Options

Polar White  
P9

Satin Ash  
D1

Walnut  
U1

Satin Maple  
T1

Bed Leg/Trim Options

Please specify your chosen finish.


Matt Aluminium  
301

Chrome  
302


# fargo.

Relax in an oasis of rest with the pick-and-choose **fargo** series.

Select from four size options for the stylishly shaped bed frame; nine wood tone or ice white colours; four different headboard shapes; and three styles of bed leg, including chrome, frosted silver or wood. Ever wanted to build your own bed? Now you can!



## Finish Options



## Leg Finish Options

Please specify your required style -



**Straight Leg**

Matt Silver  
Effect  
201



**Slanted Leg**

To Match  
Carcass

Wood  
Finish  
203






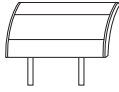
**Straight Leg**

Chrome  
Effect  
204



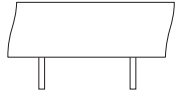
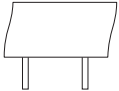
## Panelled Head Panel

Choice of Trim  
Chrome or  
Aluminium



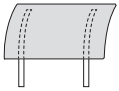
Height incl Frame (cm):	93	93	93	93
Width (cm):	90	140	160	180
Code:	46399	46394	46396	46398
Price:	<b>£225</b>	<b>£269</b>	<b>£269</b>	<b>£269</b>

## Curved Head Panel






Height incl Frame (cm):	91	91	91	91
Width (cm):	96	146	166	186
Code:	46056	46057	46058	46059
Price:	<b>£225</b>	<b>£269</b>	<b>£269</b>	<b>£269</b>

## Curved Matt Glass Head Panel



Height incl Frame (cm):	93	93	93	93
Width (cm):	90	140	160	180
Code:	46012/G9	46009/G9	46136/G9	46011/G9
Price:	<b>£269</b>	<b>£375</b>	<b>£375</b>	<b>£375</b>

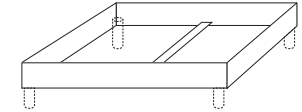
## Padded Head Panel - Colour options - White Leather Look G51 - Black Leather Look G52



Height incl Frame (cm):	87	87	87
Width (cm):	141	161	181
Code:	46264	46266	46268
Price:	<b>£509</b>	<b>£509</b>	<b>£509</b>

## Bedframe - with slatted base, and without head panel. Three leg options available.

Height of Bed Frame = 41 cm  
Choice of Bed Leg Finishes.  
Please specify your choice.

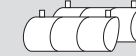


For Mattress Size (cm):	90 x 190	140 x 190	150 x 200	180 x 200
Length (cm):	196	196	206	206
Width (cm):	96	146	156	186
Code:	56093	56043	56054	56084
Price:	<b>£505</b>	<b>£585</b>	<b>£585</b>	<b>£585</b>

## Optional Pads - For Curved Head Panel

Leather look head pads  
for use with curved head  
panel only.

Finish Options:



White Leather Look G51  
Black Leather Look G52

Height (cm):	60
Code:	46091
Price:	<b>£195</b>

## Optional Halogen Lights - Single

Single Halogen  
Aluminium Finish Light

Cannot be used with  
Glass Head Panel.

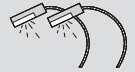


Length (cm):	42
Code:	97151
Price:	<b>£208</b>

## Optional Halogen Lights - Pair

Pair of Halogen  
Aluminium Finish Lights

Cannot be used with  
Glass Head Panel.



Length (cm):	42
Code:	97152
Price:	<b>£289</b>

## Optional Lights - Aluminium Finish

Pair of LED  
Aluminium Finish Lights

Cannot be used with  
Glass Head Panel.



Length (cm):	20
Code:	97242
Price:	<b>£289</b>

## Optional Lights - Chrome Finish

Pair of LED  
Chrome Finish Lights

Cannot be used with  
Glass Head Panel.



Length (cm):	20
Code:	97342
Price:	<b>£289</b>







# 05 chests.

- alegro - base
- alegro trend
- alegro - frame
- alegro -  
frame gloss
- alegro style
- coda
- acero

# alegro - base.

**alegro base** represents the Nolte Möbel collection of chest systems in its purest form with a range of understated drawer and cupboard options that can be combined in a variety of ways to suit your needs and tastes.

As with all **alegro** models, the **base** range features soft close drawers and comes with a choice of tops and handles to create a fully streamlined look across a run of chests.














## Finish Options



## Handle Options

For Chests and Cupboards

Please specify your required style

-  101 ..... Matt Nickel ..... Length 22 cm
-  106A ..... Matt Aluminium ..... Length 20 cm
-  106C ..... Chrome ..... Length 20 cm
-  106B ..... Black ..... Length 20 cm
-  113 ..... Matt Aluminium ..... Length 27 cm
-  114 ..... Matt Aluminium ..... Length 28 cm
-  115 ..... Chrome ..... Length 27 cm
-  137A ..... Matt Aluminium ..... Length 27 cm
-  137C ..... Chrome ..... Length 27 cm
-  118 ..... Handle\*/ End Pieces\* ..... Length 27 cm  
 \*Please specify your chosen finish  
 301C ..... Matt Aluminium / Chrome  
 316A ..... Natural Oak / Matt Aluminium  
 316C ..... Natural Oak / Chrome  
 311A ..... Cabana / Matt Aluminium  
 311C ..... Cabana / Chrome  
 315A ..... Walnut / Matt Aluminium  
 315C ..... Walnut / Chrome  
 331A ..... Moor Oak / Matt Aluminium  
 331C ..... Moor Oak / Chrome
-  119 ..... Handle\*/ End Pieces\* ..... Length 30 cm  
 \*Please specify your chosen finish  
 301C ..... Matt Aluminium / Chrome  
 302C ..... Chrome / Chrome  
 326C ..... Satin Ash / Chrome  
 333C ..... Elm / Chrome  
 315C ..... Walnut / Chrome  
 319C ..... Silver Oak / Chrome  
 331C ..... Moor Oak / Chrome

**Alegro Chest Tops - Notes**

Depth:

46 cm

**Option 1:**

Available in all carcass widths and finishes and four sizes of continuous tops to cover combinations of units or make bridging units with a maximum width of 60 cm.

**Option 2:**

Can not be used to create bridging units.

**Option 3:**


Tops are available in all carcass size widths together with five sizes of continuous tops to cover a combination of units. Cannot be used to create bridging units.

**Note:**

Chest Top and Integrated Light Plate cannot be used to create bridging units

**Alegro Chest Top - Option 1****Option 1 - Wood Finish** (to match carcass) - 16 mm thick

	Chest Tops				Continuous Tops					
Width (cm):	40	50	60	80	90	100	120	140	160	180
Code:	49990	49991	49992	49993	49970	49994	49995	49996	49997	49998
Price:	£25	£27	£29	£32	£39	£42	£49	£55	£59	£65

**Alegro Chest Top - Option 3****Option 3 - Anthracite Glass Top** G91 - 8 mm thick

	Chest Tops				Continuous Tops					
Width (cm):	40	50	60	80	-	100	120	140	160	180
Code:	49950	49951	49952	49953	-	49954	49955	49956	49957	49958
Price:	£79	£92	£105	£125	-	£159	£179	£209	£229	£255

**Alegro Chest Top - Option 2****Option 2 - Glass** - 3 mm thick, depth 44 cm. Available in ten finishes, see below.

White Glass G28	Frosted White Glass G129	Frosted Glass Green G66	Frosted Chocolate Glass G130	Frosted Black Glass G135	Grey Mirror G57	Black Glass G31	Grey Glass G69	Sahara Glass G29	Chocolate Glass G33

Width (cm):	40	50	60	80	100	120	140	160	180
Code:	49930	49931	49932	49933	49934	49935	49936	49937	49938
Price:	£57	£59	£61	£85	£95	£110	£135	£159	£179

**Foot Upgrade Options - Alegro foot upgrade.**

Finish:	Matt Aluminium	Chrome
Quantity:	Set of 4	Set of 4
Code:	211/301	211/302
Price:	£35	£35

**Optional Drawer Dividers - For Chests**

Height: 5 cm (2") Depth: 39 cm (16")					
No. of Compartments:	9	9	12	12	
For Chest Width:	40	50	60	80	
Code:	91334	91335	91336	91338	
Price:	£43	£49	£56	£59	

**Chest Top & Integrated Light Plate - suitable for Alegro Chest Systems**

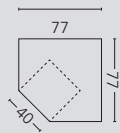
Price includes xmitter wireless remote control and 16mm chest top in wood finish of your choice.



Width (cm):	50	60	80	120	140	160	180
Code:	49811	49812	49813	49815	49816	49817	49818
Price:	£278	£303	£355	£405	£429	£459	£499

**Corner Cupboards and Drawers.**

**Notes:** Corner Cupboard and Corner Drawer units cannot stand alone, they must have a chest on either side.

**Bedside Chest**

Height (cm):	41	41	53	53	53	53	66	66
Width (cm):	40	50	40	50	40	50	40	50
Code:	41243	41253	41244	41254	41245	41255	41247	41276
Price:	£225	£239	£269	£275	£330	£345	£375	£385


**Corner Chest & Cupboard**

Height includes 16 mm wood top. Use with 79 cm high chests and wood tops on both sides.		
Height (cm):	80	80
Width (cm):	77 x 77	77 x 77
Code:	43243	43227
Price:	£575	£545

**Cupboards - With 16 mm thick doors**

Each cupboard contains one shelf.		
	LHF Hinge	RHF Hinge
Height (cm):	79	79
Width (cm):	60	60
Code:	43263	43264
Price:	£325	£325

**Chests**

















												
Height (cm):	79	79	79	79	79	79	79	79	104	104	104	104
Width (cm):	40	50	60	80	40	50	60	80	40	50	60	80
Code:	43240	43250	43260	43280	43242	43252	43262	43282	43245	43255	43265	43285
Price:	£405	£439	£495	£575	£485	£525	£565	£675	£525	£585	£659	£749

# alegro - trend.

The narrow top drawer is the striking hallmark of the **alegro trend**.




Let everyone see your sense of style through your choice of elegant, classic finishes or attractive handles in black, matt aluminium and chrome.

Carcass, Door and Drawer Front Finish

Finish Options		Top Drawer Finish					
							
		White Glass	Black Glass	Grey Mirror	Grey Glass	Sahara Glass	Chocolate Glass
	Cabana	C28	C31	C57	Not Available	Not Available	C33
	Polar White	P28	P31	P57	P69	P29	P33
	Satin Ash	D28	Not Available	D57	D69	Not Available	D33
	Satin Maple	T28	T31	T57	T69	Not Available	T33
	Silver Oak	R28	R31	R57	R69	Not Available	R33
	Walnut	U28	U31	U57	Not Available	U29	U33
	Elm	L28	L31	L57	Not Available	L29	L33
	Moor Oak	I28	I31	I57	Not Available	I29	I33
	Sonoma Oak	M28	M31	M57	M69	M29	M33
	Rijeka Oak	N28	N31	N57	Not Available	N29	N33

## Handle and Door Trim Options

Please specify your chosen finish.

		
Matt Aluminium 301	Black 324	Chrome 302





**Alegro Chest Tops - Notes**

Depth:

46 cm

**Option 1:**

Available in all carcass widths and finishes and four sizes of continuous tops to cover combinations of units or make bridging units with a maximum width of 60 cm.

**Option 2:**

Can not be used to create bridging units.

**Option 3:**

Tops are available in all carcass size widths together with five sizes of continuous tops to cover a combination of units. Cannot be used to create bridging units.

**Note:**

Chest Top and Integrated Light Plate cannot be used to create bridging units

**Alegro Chest Top - Option 1****Option 1 - Wood Finish** (to match carcass) - 16 mm thick

	Chest Tops				Continuous Tops					
Width (cm):	40	50	60	80	90	100	120	140	160	180
Code:	49990	49991	49992	49993	49970	49994	49995	49996	49997	49998
Price:	£25	£27	£29	£32	£39	£42	£49	£55	£59	£65

**Alegro Chest Top - Option 3****Option 3 - Anthracite Glass Top** G91 - 8 mm thick

	Chest Tops				Continuous Tops					
Width (cm):	40	50	60	80	-	100	120	140	160	180
Code:	49950	49951	49952	49953	-	49954	49955	49956	49957	49958
Price:	£79	£92	£105	£125	-	£159	£179	£209	£229	£255

**Alegro Chest Top - Option 2****Option 2 - Glass** - 3 mm thick, depth 44 cm. Available in ten finishes, see below.

White Glass G28	Frosted White Glass G129	Frosted Glass Green G66	Frosted Chocolate Glass G130	Frosted Black Glass G135	Grey Mirror G57	Black Glass G31	Grey Glass G69	Sahara Glass G29	Chocolate Glass G33

Width (cm):	40	50	60	80	100	120	140	160	180
Code:	49930	49931	49932	49933	49934	49935	49936	49937	49938
Price:	£57	£59	£61	£85	£95	£110	£135	£159	£179

**Foot Upgrade Options - Alegro foot upgrade.**

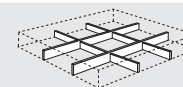
All Alegro Chests have a Standard Round Foot finished in Black. This may be upgraded to a Square Metal Finish Foot:



Finish:	Matt Aluminium	Chrome
Quantity:	Set of 4	Set of 4
Code:	211/301	211/302
Price:	£35	£35

**Optional Drawer Dividers - For Chests**

Height: 5 cm (2")  
Depth: 39 cm (16")



No. of Compartments:	9	9	12	12
For Chest Width:	40	50	60	80
Code:	91334	91335	91336	91338
Price:	£43	£49	£56	£59

**Chest Top & Integrated Light Plate - suitable for Alegro Chest Systems**

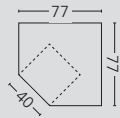
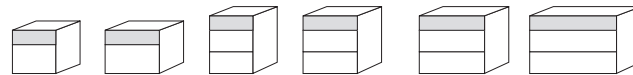
Price includes xmitter wireless remote control and 16mm chest top in wood finish of your choice.



Width (cm):	50	60	80	120	140	160	180
Code:	49811	49812	49813	49815	49816	49817	49818
Price:	£278	£303	£355	£405	£429	£459	£499

**Corner Cupboards and Drawers.****Notes:**

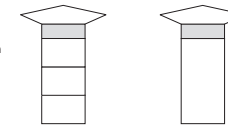
Corner Cupboard and Corner Drawer units cannot stand alone, they must have a chest on either side.

**Bedside Chest**

Height (cm):	41	41	53	53	53	53
Width (cm):	40	50	40	50	60	80
Code:	41744/2	41754/2	41746/2	41756/2	41766/2	41786/2
Price:	£389	£405	£499	£545	£575	£619

**Corner Chest**

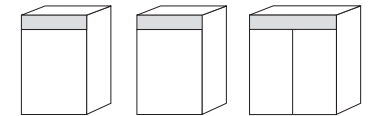
Height includes 16 mm wood top. Use with 92 cm high chests and wood tops on both sides



Height (cm):	93	93
Width (cm):	77 x 77	77 x 77
Code:	43744/2	43743/2
Price:	£805	£765

**Cupboards - With 16 mm thick doors**

Each cupboard contains one shelf.



LHF Hinge	RHF Hinge	
Height (cm):	92	92
Width (cm):	60	60
Code:	43766/2	43767/2
Price:	£575	£575

**Chests**

Height (cm):	66	66	66	66	92	92	92	92
Width (cm):	40	50	60	80	40	50	60	80
Code:	41748/2	41758/2	41768/2	41788/2	43748/2	43758/2	43768/2	43788/2
Price:	£499	£545	£575	£689	£689	£739	£799	£869


# alegro - frame.

A stylish **frame** lends this **alegro** frame collection a solid yet elegant feel.

Available with a choice of tastefully simple handles which emphasise its classic good looks, this collection offers a wide choice of drawer heights and sizes, including a useful corner chest.

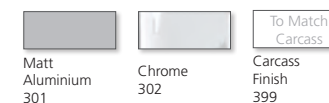


## Finish Options



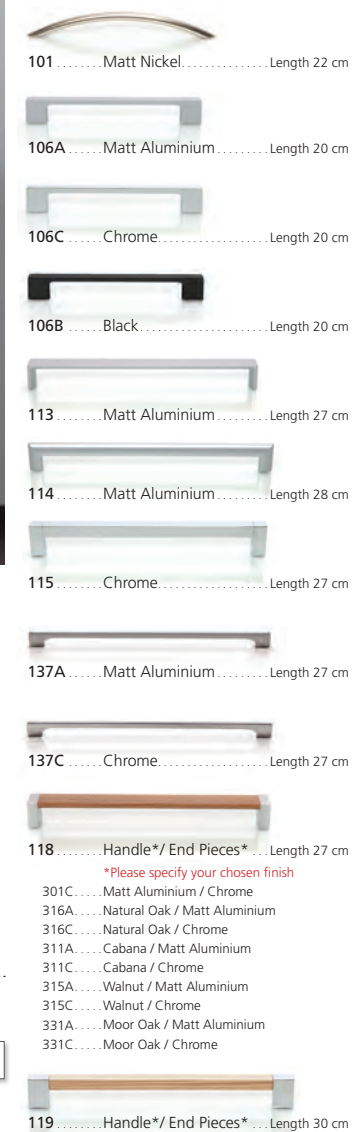
## Drawer Frame/Trim Options

For chests and cupboards  
Please specify your chosen finish.



## Handle Options

For Chests and Cupboards  
Please specify your required style





# alegro - frame gloss.

Luxurious fronts takes this **alegro frame gloss** range to new heights.




Choose from a white or cream gloss finish and combine it with a satin ash, cabana, natural oak or walnut effect carcass for an amazing look.

## Finish Options

		Drawer/Door Front Finish	
		White High Gloss	Cream High Gloss
Carcass Finish	Cabana	C23	C22
	Satin Ash	D23	D22
	Walnut	U23	U22
	Natural Oak	E23	E22
	Moor Oak	I23	I22
	Polar White	P23	Not Available
	Satin Maple	T23	T22

## Drawer Frame/Trim Options

For chests and cupboards  
Please specify your chosen finish.

		
Matt Aluminium 301	Chrome 302	To Match Carcass 399

## Handle Options

For Chests and Cupboards  
Please specify your required style

	101	Matt Nickel	Length 22 cm
	106A	Matt Aluminium	Length 20 cm
	106C	Chrome	Length 20 cm
	106B	Black	Length 20 cm
	113	Matt Aluminium	Length 27 cm
	114	Matt Aluminium	Length 28 cm
	115	Chrome	Length 27 cm
	137A	Matt Aluminium	Length 27 cm
	137C	Chrome	Length 27 cm
	118	Handle*/ End Pieces*	Length 27 cm
*Please specify your chosen finish			
	301C	Matt Aluminium / Chrome	
	316A	Natural Oak / Matt Aluminium	
	316C	Natural Oak / Chrome	
	311A	Cabana / Matt Aluminium	
	311C	Cabana / Chrome	
	315A	Walnut / Matt Aluminium	
	315C	Walnut / Chrome	
	331A	Moor Oak / Matt Aluminium	
	331C	Moor Oak / Chrome	
	119	Handle*/ End Pieces*	Length 30 cm
*Please specify your chosen finish			
	301C	Matt Aluminium / Chrome	
	302C	Chrome / Chrome	
	326C	Satin Ash / Chrome	
	315C	Walnut / Chrome	
	319C	Silver Oak / Chrome	
	331C	Moor Oak / Chrome	























# alegro - style

The name says it all: **alegro style** fronts come in a breathtaking choice of white, grey or black glass, or with grey mirrors.

The result is contemporary, glamorous and one you'll want to share with all of your friends!

Finish Options		Door Finish					
							
Carcass Finish		Cabana C28	C31	C57	Not Available	Not Available	C33
		Polar White P28	P31	P57	P69	P29	P33
		Satin Ash D28	Not Available	D57	D69	Not Available	D33
		Satin Maple T28	T31	T57	T69	Not Available	T33
		Silver Oak R28	R31	R57	R69	Not Available	R33
		Walnut U28	U31	U57	Not Available	U29	U33
		Elm L28	L31	L57	Not Available	L29	L33
		Moor Oak I28	I31	I57	Not Available	I29	I33
		Sonoma Oak M28	M31	M57	Not Available	M29	M33
		Rijeka Oak N28	N31	N57	Not Available	N29	N33

## Drawer Handle/Trim Options

For chests and cupboards

Please specify your chosen finish.



Matt  
Aluminium  
301



Chrome  
302



To Match  
Carcass  
Finish  
399



**Alegro Chest Tops - Notes**

Depth:

46 cm

**Option 1:**

Available in all carcass widths and finishes and four sizes of continuous tops to cover combinations of units or make bridging units with a maximum width of 60 cm.

**Option 2:**

Can not be used to create bridging units.

**Option 3:**

Tops are available in all carcass size widths together with five sizes of continuous tops to cover a combination of units. Cannot be used to create bridging units.

**Note:**

Chest Top and Integrated Light Plate cannot be used to create bridging units

**Alegro Chest Top - Option 1****Option 1 - Wood Finish** (to match carcass) - 16 mm thick

	Chest Tops				Continuous Tops					
Width (cm):	40	50	60	80	90	100	120	140	160	180
Code:	49990	49991	49992	49993	49970	49994	49995	49996	49997	49998
Price:	£25	£27	£29	£32	£39	£42	£49	£55	£59	£65

**Alegro Chest Top - Option 3****Option 3 - Anthracite Glass Top** G91 - 8 mm thick

	Chest Tops				Continuous Tops					
Width (cm):	40	50	60	80	-	100	120	140	160	180
Code:	49950	49951	49952	49953	-	49954	49955	49956	49957	49958
Price:	£79	£92	£105	£125	-	£159	£179	£209	£229	£255

**Alegro Chest Top - Option 2****Option 2 - Glass** - 3 mm thick, depth 44 cm. Available in ten finishes, see below.

White Glass G28	Frosted White Glass G129	Frosted Glass Green G66	Frosted Chocolate Glass G130	Frosted Black Glass G135	Grey Mirror G57	Black Glass G31	Grey Glass G69	Sahara Glass G29	Chocolate Glass G33

Width (cm):	40	50	60	80	100	120	140	160	180
Code:	49930	49931	49932	49933	49934	49935	49936	49937	49938
Price:	£57	£59	£61	£85	£95	£110	£135	£159	£179

**Foot Upgrade Options - Alegro foot upgrade.**

Finish:	Matt Aluminium	Chrome
Quantity:	Set of 4	Set of 4
Code:	211/301	211/302
Price:	£35	£35

**Optional Drawer Dividers - For Chests**

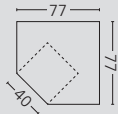
Height: 5 cm (2") Depth: 39 cm (16")				
No. of Compartments:	9	9	12	12
For Chest Width:	40	50	60	80
Code:	91334	91335	91336	91338
Price:	£43	£49	£56	£59

**Chest Top & Integrated Light Plate - suitable for Alegro Chest Systems**

Price includes xmitter wireless remote control and 16mm chest top in wood finish of your choice.									
Width (cm):	50	60	80	120	140	160	180		
Code:	49811	49812	49813	49815	49816	49817	49818		
Price:	£278	£303	£355	£405	£429	£459	£499		

**Corner Cupboards and Drawers.****Notes:**

Corner Cupboard and Corner Drawer units cannot stand alone, they must have a chest on either side.

**Bedside Chest**

Height (cm):	41	41	53	53	53	53	66
Width (cm):	40	50	40	50	40	50	40
Code:	41443	41453	41444	41454	41445	41455	41448
Price:	£415	£435	£425	£475	£579	£625	£629

**Corner Chest**

Height includes 16 mm wood top. Use with 79 cm high chests and wood tops on both sides	
Height (cm):	80
Width (cm):	77 x 77
Code:	43443
Price:	£805

**Cupboards - With 16 mm thick doors**

Each cupboard contains one shelf.		
	LHF Hinge	RHF Hinge
Height (cm):	79	79
Width (cm):	60	60
Code:	43463	43464
Price:	£425	£425

**Chests**

Height (cm):	79	79	79	79	79	79	79	79	104	104	104
Width (cm):	40	50	60	80	40	50	60	80	40	50	60
Code:	43440	43450	43460	43480	43442	43452	43462	43482	43445	43455	43465
Price:	£609	£629	£725	£775	£705	£775	£805	£925	£785	£855	£925

# coda.

Offering terrific value for money, the super-sensible **coda** chest system is made to usual Nolte Möbel quality standards and comes with a choice of matching handles for all wardrobe styles.

It is also offered in 14 different finishes and a good choice of drawer and cupboard options in standard, plain fronted units with a specified chest top.







## Finish Options

					
Polar White P9	Satin Maple T1	Satin Ash D1	Natural Oak E1	Sonoma Oak M1	Elm L9
					
Beech B9	Natural Cherry K1	Cabana C1	Walnut U1	Rijeka Oak N9	Velvet Brown V1
					
Silver Oak R9	Moor Oak I1				

## Handle Options

For Chests and Cupboards  
Please specify your required style

	
101 ..... Matt Nickel ..... Length 22 cm	113 ..... Matt Aluminium ..... Length 27 cm
	
106A ..... Matt Aluminium ..... Length 20 cm	114 ..... Matt Aluminium ..... Length 28 cm
	
106C ..... Chrome ..... Length 20 cm	115 ..... Chrome ..... Length 27 cm
	
106B ..... Black ..... Length 20 cm	118 ..... Aluminium / Chrome ..... Length 27 cm

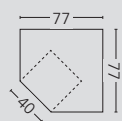




### Corner Cupboards and Drawers.

#### Notes:

Corner Cupboard and Corner Drawer units cannot stand alone, they must have a chest on either side.



### Bedsides, Chests & Cupboards

#### Depth:

46 cm

#### Drawers:

All drawers are partially extendable and self retracting.

### Bedsides, Chests & Cupboards

	One Shelf		One Shelf		Corner Cupboard		Corner Drawer	
Height (cm):	42	42	61	61	61	61	80	80
Width (cm):	40	50	40	50	60	80	40	50
Code:	41840	41850	41841	41851	41861	41881	43845	43855
Price:	£225	£245	£295	£320	£365	£505	£395	£440

### Chests & Cupboards

	One shelf each side		One shelf		One shelf		Two shelves		Two shelves		Two shelf each side		Two shelves		Two shelves	
Height (cm):	80	80	80	100	100	100	100	100	100	100	100	100	100	100	100	100
Width (cm):	100	100	100	40	50	60	80	50	50	100	100	100	100	100	100	100
Code:	43890	43891	43892	43945	43955	43965	43985	43953	43954	43990	43991	43992	43993	43994	43995	43996
Price:	£415	£659	£659	£485	£525	£565	£699	£345	£345	£505	£765	£765	£765	£765	£765	£765

# acero

The **acero** range of chests makes your dreams come true! Choose from different carcass and drawer front and door front variants.

.....  
This flexible range from Nolte Möbel comes with a choice of heights, feet and finishes including; glass and high gloss. To complement throughout the entire ranges.



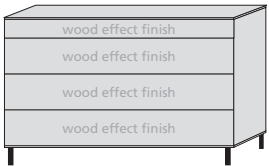






## Price Group One

Carcass, door and drawer fronts -  
All wood finish.



## Handle Finish Options - Please specify your chosen finish.




















	Mat Aluminium 301	Polar White 314	Satin Ash 326	Rijeka Oak 353	Silver Oak 319
	Chrome* 302	Satin Maple 318	Cabana 311	Brown Velvet 339	Moor Oak 331
	Matt Aluminium 301	Chrome 302	Black 324		

\*The handle fittings of version 302 Chrome are delivered with left and right end pieces in chrome.  
The end pieces of all other models are in frosted aluminium.

## Leg Finish Options - Please specify your chosen finish.

Acero Square Leg 13 cm High	Matt Aluminium 301	Chrome 302	Black 324

## Finish Options - Price Group One

Finish Options - Price Group One		Drawer and Door Front Finish										
												
		Polar White	Satin Maple	Satin Ash	Cabana	Walnut	Rijeka Oak	Silver Oak	Moor Oak	Frosted Terra	Frosted Lava	
Carcass Finish		Polar White	P9	P78	P76	P81	P83	P75	P108	P91	P141	P143
		Satin Maple	T8	T1	Not Available	Not Available	Not Available	Not Available	Not Available	Not Available	T141	T143
		Satin Ash	D8	Not Available	D1	Not Available	Not Available	Not Available	Not Available	Not Available	D141	D143
		Cabana	C8	Not Available	Not Available	C1	Not Available	Not Available	Not Available	Not Available	C141	C143
		Walnut	U8	Not Available	Not Available	Not Available	U1	Not Available	Not Available	Not Available	U141	U143
		Rijeka Oak	N8	Not Available	Not Available	Not Available	Not Available	N9	Not Available	Not Available	N141	N143
		Silver Oak	R8	Not Available	Not Available	Not Available	Not Available	Not Available	R9	Not Available	R141	R143
		Moor Oak	I8	Not Available	Not Available	Not Available	Not Available	Not Available	Not Available	I1	I141	I143
		Brown Velvet	V8	V78	V76	V81	V83	V75	V108	V91	V141	V143



#### Acero Chests - Notes

Depth: 46 cm

Drawers: All drawers are fully extendable with soft close effect.  
160 cm wide drawers are sub-divided in the centre.

Draw heights vary with each style, see chart below:

H1: Drawer Height 1 = 13 cm

H2: Drawer Height 2 = 19 cm

H3: Drawer Height 3 = 25 cm

#### Chests - Price Group 1 - With and without legs. All wood finish.

Height (cm):	44	44	44	44	50	50	69	69	69	69	82	82	82	82
Width (cm):	50	60	50	60	50	60	50	60	50	60	60	80	60	80
Code:	41970	41990	41971	41991	41972	41992	41973	41993	41974	41994	43110	43120	43111	43121
Price:	£303	£319	£289	£303	£349	£361	£479	£494	£462	£476	£519	£587	£519	£587

#### Chests - Price Group 1 - With and without legs. All wood finish.

Height (cm):	82	82	82	82	82	82	82
Width (cm):	100	100	100	100	160	160	160
Code:	43180	43181	43182	43183	48660	48661	48662
Price:	£742	£742	£742	£742	£1221	£1221	£1141

#### Chests - Price Group 1 - With and without legs. All wood finish.

Height (cm):	108	108	108	108	108	108	108
Width (cm):	60	80	60	80	100	100	100
Code:	43115	43125	43116	43126	43190	43191	43192
Price:	£658	£735	£658	£735	£872	£872	£872

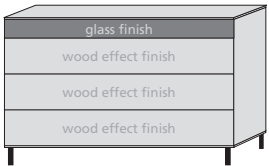
#### Chests - Price Group 1 - With and without legs. All wood finish.

Height (cm):	108	108	108	108
Width (cm):	160	160	160	160
Code:	48680	48681	48682	48683
Price:	£1623	£1623	£1406	£1406





## Price Group Two

Top drawer front glass finish.  
Carcass, lower door and drawer fronts, all wood finish.







## Handle Finish Options - Please specify your chosen finish.













\*The handle fittings of version 302 Chrome are delivered with left and right end pieces in chrome.  
The end pieces of all other models are in frosted aluminium.

## Leg Finish Options - Please specify your chosen finish.

			
---	---	---	---

## Finish Options - Price Group Two

### Top Drawer Front Glass Finish

					
		White Glass	Sahara Glass	Chocolate Glass	Black Glass
	Polar White	P158	P159	P163	P161
	Satin Maple	T158	T159	T163	T161
	Satin Ash	D158	D159	D163	D161
	Cabana	C158	C159	C163	C161
	Walnut	U158	U159	U163	U161
	Rijeka Oak	N158	N159	N163	N161
	Silver Oak	R158	R159	R163	R161
	Moor Oak	I158	I159	I163	I161
	Brown Velvet	V158	V159	V163	V161

Carcass, Door and Drawer Front Finish

#### Acero Chests - Notes

Depth: 46 cm

Drawers: All drawers are fully extendable with soft close effect.  
160 cm wide drawers are sub-divided in the centre.

Draw heights vary with each style, see chart below:

H1: Drawer Height 1 = 13 cm

H2: Drawer Height 2 = 19 cm

H3: Drawer Height 3 = 25 cm

#### Chests - Price Group 2 - With and without legs.

Height (cm):	44	44	69	69	82	82	82	82	82
Width (cm):	50	60	50	60	60	80	100	100	160
Code:	41970/2	41990/2	41973/2	41993/2	43111/2	43121/2	43182/2	43183/2	48661/2
Price:	£319	£349	£494	£505	£547	£625	£757	£757	£1289

#### Chests - Price Group 2 - With and without legs. All wood finish.

Height (cm):	82	108	108	108	108	108	108
Width (cm):	160	60	80	100	100	160	160
Code:	48663/2	43116/2	43126/2	43192/2	43193/2	48681/2	48683/2
Price:	£1178	£686	£773	£887	£887	£1691	£1440



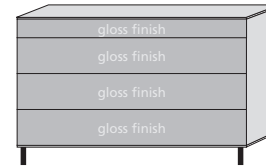


## Price Group Three















Carcass - Wood finish.  
Door and drawer fronts - Glass finish



Carcass - Wood finish.  
Door and drawer fronts - High Gloss finish







## Handle Finish Options - Please specify your chosen finish.


















					
					
					

\*The handle fittings of version 302 Chrome are delivered with left and right end pieces in chrome.  
The end pieces of all other models are in frosted aluminium.

## Leg Finish Options - Please specify your chosen finish.

			
---	---	---	---

## Finish Options - Price Group Three

		Door and Drawer Front Glass Finish				Door and Drawer Front High Gloss Finish			
									
Carcass Finish		P28	P29	P33	P31	P23	Not Available	P110	P24
		T28	T29	T33	T31	T28	T23	T110	T24
		D28	D29	D33	D31	D28	D23	D110	D24
		C28	C29	C33	C31	C28	C23	C110	C24
		U28	U29	U33	U31	U28	U23	U110	U24
		N28	N29	N33	N31	N28	N23	N110	N24
		R28	R29	R33	R31	R28	R23	R110	R24
		I28	I29	I33	I31	I28	I23	I110	I24
		V28	V29	V33	V31	V28	V23	V110	V24



#### Acero Chests - Notes

Depth: 46 cm

Drawers: All drawers are fully extendable with soft close effect.  
160 cm wide drawers are sub-divided in the centre.

Draw heights vary with each style, see chart below:

H1: Drawer Height 1 = 13 cm

H2: Drawer Height 2 = 19 cm

H3: Drawer Height 3 = 25 cm

#### Chests - Price Group 3 - With and without legs.

Height (cm):	44	44	44	44	50	50	69	69	69	69	82	82	82	82
Width (cm):	50	60	50	60	50	60	50	60	50	60	60	80	60	80
Code:	41970/3	41990/3	41971/3	41991/3	41972/3	41992/3	41973/3	41993/3	41974/3	41994/3	43110/3	43120/3	43111/3	43121/3
Price:	£349	£379	£331	£362	£386	£402	£559	£595	£541	£575	£636	£702	£636	£702

#### Chests - Price Group 3 - With and without legs.

Height (cm):	82	82	82	82	82	82	82	82
Width (cm):	100	100	100	100	160	160	160	160
Code:	43180/3	43181/3	43182/3	43183/3	48660/3	48661/3	48662/3	48663/3
Price:	£859	£859	£859	£859	£1369	£1369	£1357	£1357

#### Chests - Price Group 3 - With and without legs. All wood finish.

Height (cm):	108	108	108	108	108	108	108	108
Width (cm):	60	80	60	80	100	100	100	100
Code:	43115/3	43125/3	43116/3	43126/3	43190/3	43191/3	43192/3	43193/3
Price:	£785	£878	£785	£878	£1025	£1025	£1025	£1025

#### Chests - Price Group 3 - With and without legs.

Height (cm):	108	108	108	108
Width (cm):	160	160	160	160
Code:	48680/3	48681/3	48682/3	48683/3
Price:	£1852	£1852	£1703	£1703





06

# interior & exterior options.

- interior chests
- hanging rails
- shelving
- mirrors
- lighting
- accessories

# interior and exterior options.

Now that you've chosen the bedroom of your dreams, make sure that it really works for you.

By selecting the right internal accessories, you'll transform the way you store and organise what goes inside. And a few well chosen exterior options will lift a bedroom that's special to the realms of the sublime.

Discreet wardrobe lights add a romantic glow to the room at night while the huge range of internal accessory options will ensure every possible need is catered for – from smart, glass fronted internal drawer sets to belt and tie racks, internal mirrors, shoe racks, revolving hanging rails, extra shelves and a whole lot more. This is your chance to get at-a-glance organised forever!



Hinged Door Soft Close Damper

Sliding Door Soft Close Damper

Optional Underbed Motion Sensor Lights

Pair of door dampers for hinged door wardrobes, excluding Corner robe and angled or rounded units.  
One Pair required per door.



Pair of door dampers for sliding door wardrobe.  
One Pair required per robe.



Motion Sensor Underbed LED Lights



Quantity: 1 Pair

Code: 91099

Price: £22

Quantity: 1 Pair

Code: 91068

Price: £115











Code: 97308

Price: £425












## Option Group 1 - For all wardrobe types

## Suspended Single Drawer

Wood Finish					Matt Glass Panel					
										
Width (cm):	77	87	97	107	117	77	87	97	107	117
Code:	91406/77	91408/87	91410/97	91411/107	91412/117	91506/77	91508/87	91510/97	91511/107	91512/117
Price:	£185	£189	£205	£215	£225	£239	£245	£265	£269	£279




## Option Group 1 - For all wardrobe types

## Two Drawer Wood Finish Interior Chests

TWO DRAWER WOOD FINISH INTERIOR UNITS									
									
Width (cm):	38	48	57	72	77	87	97	107	117
Code:	91421/38	91422/48	91423/57	91425/72	91426/77	91428/87	91430/97	91431/107	91432/117
Price:	£229	£239	£249	£269	£275	£285	£289	£295	£299

## Option Group 1 - For all wardrobe types










## Two Drawer Interior Chests with Matt Glass Panels

Two Drawer Interior Units with Matt Glass Panels									
									
Width (cm):	38	48	57	72	77	87	97	107	117
Code:	91521/38	91522/48	91523/57	91525/72	91526/77	91528/87	91530/97	91531/107	91532/117
Price:	£295	£309	£325	£345	£349	£369	£369	£385	£395

## Option Group 1 - For all wardrobe types











## Four Drawer Wood Finish Interior Chests

Four Drawer Wood Finish Interior Chests

									
Width (cm):	38	48	57	72	77	87	97	107	117
Code:	91441/38	91442/48	91443/57	91445/72	91446/77	91448/87	91450/97	91451/107	91452/117
Price:	£359	£385	£405	£425	£435	£449	£459	£475	£495

## Option Group 1 - For all wardrobe types

## Four Drawer Interior Chests with Matt Glass Panels

Four Drawer Matt Glass									
									
Width (cm):	38	48	57	72	77	87	97	107	117
Code:	91541/38	91542/48	91543/57	91545/72	91546/77	91548/87	91550/97	91551/107	91552/117
Price:	£475	£505	£525	£555	£565	£575	£599	£615	£625

## There are Six Option Groups

To determine your requirements match the internal width section size from the Wardrobe to the last two numbers in the model code of the item required.

Example: Shelf for 48cm Section = 92051/48

Hanging Rail for 72cm Section = 92972/72

Drawers for 77cm Section – 91426/77

## Interior drawer Notes.

Depth: 50 cm

Height: Single Drawer - 23 cm

Two Drawer - 46 cm











Four Drawer - 87 cm

Fixing: Single drawer suspended only.  
Two and four drawer suspended or floor mounted.

Clearance: All drawers are inset in their carcass to allow door clearance when opening.











Option Group 1 - For all wardrobe types

Hanging Rails

										
Width (cm):	28	38	48	57	72	77	87	97	107	117
Code:	92928/28	92938/38	92948/48	92959/57	92972/72	92977/77	92988/87	92997/97	92908/107	92917/117
Price:	£14	£14	£15	£17	£17	£17	£19	£19	£21	£21








Option Group 1 - For all wardrobe types

Additional Shelving

										
Width (cm):	28	38	48	57	72	77	87	97	107	117
Code:	92031/28	92041/38	92051/48	92561/57	92071/72	92081/77	92591/87	92011/97	92511/107	92014/117
Price:	£17	£19	£23	£25	£26	£26	£26	£27	£29	£29




Option Group 1 - For all wardrobe types

Angled End Unit Shelf

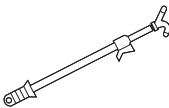
			<b>Shelving Fitments</b> Shelf Width:  Important! Please read notes about shelving fitments.							
										
Width (cm):	45	34	Fitment Width (cm):	72	77	87	97	107	117	
Code:	92061/45	92067/34	Price:	91027/72	91028/77	91040/87	91021/97	91042/107	91023/117	
Price:	£23	£23	Price:	£115	£115	£115	£115	£115	£115	

Option Group 1 - For all wardrobe types

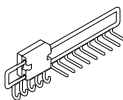
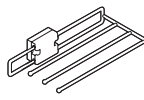
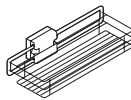
Shoe Racks

			
Width (cm):	48	77	97
Code:	91090/48	91098/77	91091/97
Price:	£27	£34	£37

Telescopic Arm

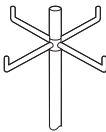
	
Code:	91086
Price:	£57

Slide Out Racks - Fits to robe interior side.


			
Description:	Slide-Out Belt & Tie Rack	Slide-Out Trousler Rack	Slide-Out Wire Tray
Code:	91073	91074	91075
Price:	£92	£92	£92

Option Group 2 - For Corner Wardrobe 98 x 98 cm


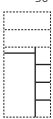
Revolving Hanging Rail

	
Code:	91096
Price:	£199

Additional Shelf


	
Code:	92091
Price:	£41

Shelving Fitment


		
Shelf Width:		30
Shelf Depth: 50		
Fitment Width (cm):		98
Code:		91020
Price:		£115

Option Group 3 - For Corner Wardrobe 106 x 106 cm

Additional Hanging Rail

	
Width (cm):	102
Code:	92916
Price:	£21

Additional Shelf

	
Width (cm):	102
Code:	92501
Price:	£29

Hanging Rail Notes.

Fixing: Where double hanging is required, retain one Shelf in the middle of the Robe Section to maintain carcass strength.

Shelving Fitment Notes.

Content: Includes one divider section (147 cm high), three shelves and one hanging rail.

Height: 147 cm High

Fixing: Fits to robe base only.

#### Interior Mirror Notes.

**Height:** 99014 & 99015 - 188 cm high for use with 223, 225 & 242 cm high doors.  
99016 - 87 cm high for use with any 50 & 60 cm wide door.

**Width:** 99014 - 27 cm wide for use with 40 cm wide doors.  
99015 - 37 cm wide for use with 50/60 cm wide doors.

**Note \* :** Use on Horizon 4500/6000 or on Interior Panel of 106 x 106 cm size Corner Robes.

#### Swing Down Rail Notes.

**Note \*\* :** 91085 Swing Down Rail should only be used in 242 cm high Hinged Door Robes and Panorama Robe Sections. The width can be adjusted to fit in 77 cm and 97 cm Interior Sections.

#### Infill Panel Notes.

\* Available in all carcass finishes for customers own use.

#### Lighting Notes.




**Power:** Complete with Transformer where required.

**Clearance:** Allow 10cm clearance between Ceiling and top of Light unless otherwise stated.

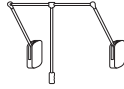
**Options\*:** 'X Mitter Remote Switch kit' will not work with both Corner wardrobe and panorama interior lights.

### Option Group 4 - For Hinged Door Robes Only




#### Interior Door Mirrors

Important! Please read all notes on Interior Mirrors.			
			
Height (cm):	188	188	87
Width (cm):	27	37	37
Code:	99014*	99015*	99016
Price:	£85	£95	£55

#### Swing Down Rail



Important! Please read note about Swing Down Rail.		
Width (cm):	77 - 97	
Code:	91085**	
Price:	£229	

#### Racks

			
Description:	Tie Rack	Pull-Out Trousers Holder	
Width (cm):	-	77	97
Code:	91080	91328/77	91321/97
Price:	£45	£215	£235


### Option Group 5 - For all wardrobe types

#### Exterior Items


				
Description:	Dressing Rail		Infill Panel*	
Measurement (cm):	25 x 30		240 x 60	
Code:	91084		99003	
Price:	£59		£105	

### External LED Wardrobe Lights


#### Lights for Modular Wardrobes

Shown in Matt Aluminium.			
Not available for Columbus.			
			
Quantity:	1 Light	2 Lights	3 Lights
Height (cm):	3		
Code (Matt Alumin):	97491	97492	97493
Code (Chrome):	97591	97592	97593
Price:	£139	£195	£259

#### Bar Light

Shown in Chrome			
			
Quantity:	1 Light	2 Lights	3 Lights
Height (cm):	10		
Code (Matt Alumin):	97501	97502	97503
Code (Chrome):	97601	97602	97603
Code (Black):	97701	97602	97703
Price:	£179	£235	£309

#### Long Bar Light


Shown in Matt Aluminium			
			
Quantity:	1 Light	2 Lights	3 Lights
Height (cm):	10		
Code (Matt Alumin):	97511	97512	97513
Code (Chrome):	97611	97612	97613
Code (Black):	97711	97712	97713
Price:	£195	£249	£325

#### Chrome Arm Light

			
Quantity:	1 Light	2 Lights	3 Lights
Height (cm):	10		
Code:	97321	97322	97323
Price:	£179	£239	£309

### Internal LED Wardrobe Lights


#### PowerLite - For Sliding Door Robe

Powerful recessed 3W LED light with a diameter of 5.8cm			
Warm White Light			
Stainless Steel Finish			
Controlled by included remote control			
			
Quantity:	1 Light Kit	2 Light Kit	3 Light Kit
Diameter (cm):	5.8		
Code:	PL001	PL002	PL003
Price:	£359	£399	£419

#### Novara Sensor Light - For Hinged Door Robe


Surface-mounting LED light with integrated sensor switch that turns the light on automatically when door is opened.

Aluminium finish



Quantity:	1 Light Kit	2 Light Kit	3 Light Kit
Height (cm):	1.1		
Code:	SEN001	SEN002	SEN003
Price:	£169	£275	£379

#### Light for Horizon Collection

Shown in Matt Aluminium			
			
Quantity:	1 Light	2 Lights	3 Lights
Height (cm):	3		
Code (Matt Alumin):	97181	97182	97183
Code (Chrome):	97381	97382	97383
Price:	£165	£225	£289

### Halogen Wardrobe Lights


#### Chrome & Matt Glass Light

			
Quantity:	1 Light	2 Lights	3 Lights
Height (cm):	9		
Code:	97281	97282	97283
Price:	£195	£275	£379

#### Wide Arm Light

			
Quantity:	1 Light	2 Lights	3 Lights
Height (cm):	10		
Code:	97111	97112	97113
Price:	£165	£225	£289

#### Acrylic Shade Light

Allow 5 cm from top of light to ceiling. 			
Quantity:	1 Light	2 Lights	3 Lights
Height:	13		
Code:	97211	97212	97213
Price:	£139	£189	£249

### Lighting Option

#### X-Mitter Wireless Switch - For use with all Lights\*

Allows both interior and exterior lights to be controlled by remote control. No need for wiring. Convenient and easy way to operate any of our lights*.				
Description:	Wireless Switch Kit		Additional Transmitter	
Code:	60087		44304	
Price:	£159		£55	





### What is covered under this guarantee?

This guarantee covers defects in materials and workmanship in the following components of the Nolte wardrobes and the interior fittings described:

- Frames
- Doors
- Hinges
- Sliding door mechanisms
- Drawer gliders
- Shelves and clothes rails
- Electrical transformers and light fittings (Guaranteed for 12 months).

This guarantee also covers defects in installation works where these are carried out by Nolte Möbel.

The original purchase receipt is required as proof of purchase. This guarantee applies to furniture put to domestic use only and is valid from the date of delivery.

### What products are not covered under this guarantee?

This guarantee does not include:

- Light and LED bulbs
- Trouser hangers, shoe racks and any other fittings not listed above
- Installation works carried out by your local retailer or anyone else apart from Nolte Möbel.

### What will Nolte Möbel do to correct the problem?

Nolte Möbel will inspect the product and decide if it is covered under this guarantee. In the event of a dispute we may arrange for the furniture to be inspected by an independent third party, at our cost, and will accept his decision.

Nolte Möbel is a full member of the Furniture Ombudsman.

If the problem is covered, Nolte Möbel through its own service operations, will then, at its sole discretion, either repair the defective product or replace it. The costs of repairs, spare parts, labour and travel for repair staff that Nolte Möbel incurs, provided that the product is accessible for repair without special expenditure will be paid by Nolte Möbel. Nolte Möbel will not be responsible for, nor reimburse the cost of any repair work not authorised by Nolte Möbel.

Any parts replaced as part of the repair service will become the property of Nolte Möbel. If the item is no longer sold by Nolte Möbel, Nolte Möbel will provide an appropriate replacement. It is Nolte Möbel that will determine, at its sole discretion, what constitutes an appropriate replacement.

### What is not covered under this guarantee?

This guarantee does not apply to products that have been stored or assembled or installed incorrectly (unless by Nolte Möbel), used inappropriately, abused, misused, altered or cleaned using incorrect cleaning methods or cleaning products. Please see the advisory notes in this catalogue for examples.

This guarantee does not cover normal wear and tear, cuts or scratches, or damage caused by impacts or accidents.

This guarantee does not apply if the product has been placed outdoors, in prolonged direct sunlight or in a humid environment or if the products have been used for non domestic purposes.

This guarantee does not cover consequential or incidental damage suffered by any person.

This guarantee does not apply to products that are located outside the UK and Eire.

### Care instructions

Wipe clean with a slightly damp cool cloth - then wipe clean with a dry cloth.

### General legal rights

This guarantee gives you specific legal rights. The guarantee is provided to you free of charge and in addition to the rights given to you by law. It does not in any way affect the rights given to you by law. Items excluded from this free extended guarantee offered by Nolte Möbel may still be covered by the rights given to you by law.

### Who to contact if you need service

Contact your local retailer from where you purchased the product.

Alternatively contact us directly at Nolte Möbel. You will find the address and phone number below.

### Customer Services

**Nolte Möbel Limited**  
**Snaygill Industrial Estate**  
**Keighley Road**  
**Skipton**  
**North Yorkshire**  
**BD23 2UA**

01756 700456

customerservices@nolte-mobel.co.uk



# german quality. ten year guarantee.

**nolte möbel** wardrobes and interior fittings endure rigorous tests to meet our strict standards for quality, strength and durability.

**nolte möbel** wardrobes and interior fittings are tested under the highest standards in domestic applications. This means we can offer you a **10-year guarantee** that covers all **nolte möbel** wardrobes and interior fittings against manufacturing defects.



The Furniture  
Ombudsman  
Full Member

MADE IN GERMANY

\*According to the current terms of guarantee.



# terms and conditions



## PRODUCT INFORMATION

1. Where timbers are mentioned (walnut, oak etc.), the term refers only to the colour of the finish. The reproduction of finishes in this catalogue is for guidance only. Your retailer has finish samples for viewing. Please note there can be shade variations in finish depending on materials used.
2. Wardrobe end panels connect to the base and roof sections using steel headed pins through the outside panel, wardrobe back panels are designed to flex to allow for settlement.
3. All sizes are metric in centimetres and are to working tolerances of plus or minus 5mm. All wardrobe depths include front pelmet overhang.
4. All overbed units require an electric supply and it is recommended this be located at floor level within the centre bridge section.
5. Ranges that include corner robes are designed to have wardrobe or overbed units adjacent both sides as corner robes have no side cornice, with the exception of the Horizon ranges.
6. All wall mounted accessories are supplied with fittings for solid walls only. Please consult a hardware specialist for fittings for other wall types.
7. Wall fixing brackets are supplied with certain models for customers own use.
8. All optional exterior lights and light pelmets are supplied with a push button floor switch. Please consult a qualified electrician if you wish to wall mount this switch.
9. Models with low voltage halogen lights incorporate a transformer which can give a slight buzzing noise when in use.
10. Handle choices are specific only to the ranges where shown and to the handle type shown.
11. The fascia plinths of all sliding door wardrobe bases are produced in the wardrobe interior finish.
12. Whilst every care is taken to ensure the accuracy of this brochure we cannot accept liability for any mistake that may occur and reserve the right to amend prices/specifications without prior notification. E. & O.E.

## ORDERING PROCEDURES

1. Orders, together with any later amendments, must be made through your appointed retail stockist. Orders cannot be placed direct.
2. Ensure the correct range and model codes are quoted from this brochure. Orders are processed from model codes only, and not from any description or comment. Please ensure you specify your handle and trim choice. Please check sizes in all the area the furniture is to be sited, as walls, ceilings and floors are often not straight.
3. If you have any doubts about your order, please consult your retailer and make a room plan for checking.
4. Please give your full postal address and home/work/mobile phone numbers even if it is ex-directory. This is purely required to assist in the delivery of your order and is not retained for any future use. If the delivery address is a new property please give directions and the builders/developers name. If you live in a flat, please advise which floor and if there are usable lift facilities. If you are in the process of moving home, please advise both your contact and delivery addresses.
5. Delivery time is 6 to 8 working weeks from our processing date of your order but may extend at holiday times or periods of high demand. Delivery to remote addresses or delivery restrictions such as van size, access or your availability may extend the delivery time. If a later delivery is required, please advise your retailer at time of order as our distribution centre cannot hold orders for more than 28 days after the initial delivery date given. After that time, we reserve the right to allocate the items to other orders where possible and if not to levy a weekly storage charge at the rate of 1% of the catalogue value of the order.
6. An order acknowledgment will be sent to both you and your retailer to check the order is to your requirements. Any amendments must be made through your retailer.
7. All furniture is made to order and therefore we reserve the right to make a charge of 45% of the catalogue retail price if the order is cancelled 21 days after the order acknowledgment date.

## DELIVERY INFORMATION

1. Our delivery area is mainland Britain and Northern Ireland providing the delivery address is accessible by our vehicles. Delivery to Eire is possible subject to additional charges dependent on the place of delivery.
2. Deliveries are made by our fleet of 18 ton box vans, which are 30' long, 9' wide and 14'0" high. Please advise if they will have difficulty gaining access to or parking at your delivery address. Low bridges, overhanging trees and parked cars are the most common problem, together with yellow lines or London Red Routes. We cannot accept liability for any indentation or sinking to driveways caused by our vehicles. If you have any doubt about the stability of your driveway, please advise us in writing so a clear instruction not to use your driveway can be given in advance to our installers. Please ensure access to your home is clear and clean.
3. Please check your internal access to the room where the furniture is to be sited. Narrow or spiral staircases and lower ceilings may prevent access for large items particularly wide sliding doors, bed slats and overbed side tower sections. Please remove any items such as wall mirrors, pictures or lampshades that protrude or may impede access within your home and protect your floor/floor covering as we cannot accept responsibility for any damage caused to your possessions whilst delivery is taking place. Ensure young children are away from the working area. For Health and Safety reasons our installers can only deliver via normal doorways and stairways and cannot remove their footwear.
4. The furniture is freestanding and is assembled in your home, not fitted. Any removal or re-siting of radiators, light switches or power points etc. must be done prior to delivery. All existing furniture should be removed before delivery so as to allow a clear working area for our installers. Any request made to our installers to carry out work which is outside their remit such as removing existing furniture/floorcoverings or any other request may be undertaken at their discretion as a goodwill gesture but entirely at your own risk.
5. Removal of skirting boards or picture rails etc. to enable the furniture to be flush to the wall is beneficial, but first check that the floor and wall form a true right angle as if they do not, the furniture will not be flush. If you do decide to remove your skirting board prior to delivery, it is recommended you remove the entire length and cut/refit around the furniture after delivery.
6. The furniture can be assembled on either a bare or covered floor. If on carpet, it is recommended you remove any "smooth edge" gripperods as they will affect the levelling of the furniture. There is a minimum of 20mm clearance between the door bottom and carcass bottom on all wardrobes. Please take this into account when considering both carpet thickness and whether to have carpet under the robes. Thick pile carpets fitted up to the wardrobe doors may stop doors opening and so in these circumstances, the wardrobes should stand on the carpet.
7. Uneven floors may cause the furniture to be out of alignment necessitating the use of packing wedges to level the furniture. Whilst reasonable effort is made to level units, this cannot be guaranteed on uneven floors.
8. Where uneven floors may affect the stability of the furniture our policy is to pack units to lean back slightly to the wall.
9. Where floors are extremely uneven, it is advisable to have a joiner construct a level platform as our installers will not assemble units if they consider an uneven floor may make the units unstable.
10. Any furniture that includes electric lighting or power sockets is supplied ready to connect to your mains supply. Our installers are not electricians and cannot undertake to do any electrical work.
11. Delivery of small items that do not require assembly can be made to your workplace if requested.

## DELIVERY

1. Delivery planning commences 3/4 weeks in advance on receipt of production schedules from our factory in Germany. You will receive a postal delivery advice showing the order acknowledgment it refers to 14/21 days prior to delivery. If you have need to postpone the delivery, please appreciate that your delivery has to be re-planned together with other customers in your area and therefore may be 4/5 weeks later.
2. All deliveries are made Monday to Friday by our vehicles operating from Skipton. Accordingly whilst there are no set days for delivery in any area of the country, geographical restrictions and driving time regulations prevent delivery being made in distant areas on Mondays and Fridays.
3. Our delivery vehicles generally make at least 5 calls per day with the first delivery from 8 am onwards. For guidance the delivery and assembly time for a 3 metre width wardrobe is about one hour.
4. Our installers plan their daily work taking into account local traffic/weather conditions and HGV working hours restrictions. This enables them to approximate delivery times and so where possible will phone to give an estimated time of arrival. Alternatively you can give a contact phone number for our installer to call you one hour before their arrival should you work near to home, or that of a friend or neighbour who is accepting the delivery for you. For Monday deliveries this will be as early as possible on the day. For Tuesday to Friday deliveries, this will be either during the evening prior to or on the morning of delivery. Our office cannot give delivery times.
5. We reserve the right to make abortive delivery charges up to 45% of the catalogue retail price where incorrect or incomplete information has been supplied, where wrong items have been ordered or when delivery postponement is not preceded by 5 working days notice. Charges will always be made for 240cm or 242cm high wardrobes that do not fit and are returned at 45% of the catalogue retail price.
6. Replacement of defective or missing items will normally be made in 4/6 working weeks. Our policy is always to replace any item not to our normal manufacturing standards rather than make financial allowances.
7. In the event of any service requirement arising after delivery, please contact your retailer who will submit a report to our office. We may ask your retailer to inspect the furniture before we can arrange a remedial call.

## CARE OF YOUR FURNITURE

1. Once your furniture including bedframes has been assembled it must not be moved without being disassembled. A service of disassembly/reassembly is available on quotation of cost by our sales office.
2. Clean all surfaces including mirrors only with a slightly damp cool cloth. Household cleaners and polishes including those for mirrors should not be used as some can cause damage to the furniture.
3. Protect surfaces from spillage of drinks, cosmetics, cleaners etc. Glass, cut to size is recommended to protect surfaces if such a risk is likely to occur.
4. If you intend to infill around the furniture, we recommend you fill and use units for 2/3 weeks first to allow for any settlement.
5. Take care when fitting replacement halogen bulbs by following your suppliers handling instructions. Replacement bulbs are available from most good electrical suppliers.

●●● MADE IN GERMANY

Nolte Mobel Limited  
Snaygill Industrial Estate  
Keighley Road  
Skipton  
North Yorkshire  
BD23 2UA

Telephone: 01756 700456  
Fax: 01756 799331 or 700650  
Email: [info@nolte-mobel.co.uk](mailto:info@nolte-mobel.co.uk)

[www.nolte-mobel.co.uk](http://www.nolte-mobel.co.uk)

**nolte**<sup>®</sup>  
MÖBEL