

How to fit base to Gallery feature.

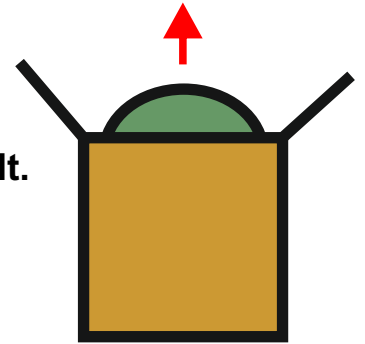
Warning Heavy Stone. Take care when lifting, if unsure consult a specialist.

Step 1

Unpack feature from box.

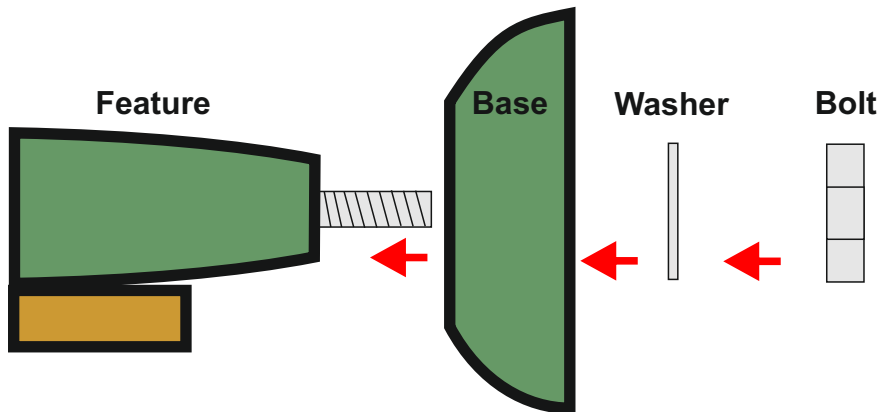
Take care not to through away base and bolt.

Take care when lifting!



Step 2

Lay feature on its side on top of packaging.

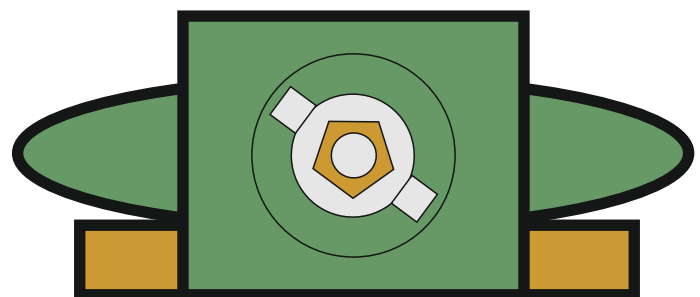


Step 3

Unpack base plate and then fit base plate on to screw thread, then washer and finally bolt.


Step 4

Make sure base is level, then tighten screw bolt on thread until base no longer moves.



Step 5

Lift up in to position and then move to desired location and enjoy!.



From all the Foras Team thank you for purchasing our stone.

