

Autumn 2018

John Lewis



worktops

AND SPLASHBACKS

Good to know

John Lewis offers a wide range of worktops in different materials and finishes to complement your kitchen furniture, so you can be sure that you have a unique design which matches your lifestyle and budget.

Our service

During your in-store consultation our partners will discuss your ideas and show samples of our ranges to ensure we help you choose the best worktop for your needs and to make the most of your kitchen design.

Some of our ranges, such as wooden worktops, come in pre-cut lengths or as cut to size pieces which will then be trimmed into place on site by our qualified installers. When required, sink and hob cut outs can also be cut out on during installation.

Other worktops will need to be prepared before delivery. As part of our service, a templater will visit in advance of the worktop being produced to take measurements of your kitchen to ensure a perfect fit. They will also review additional items such as upstands, drainer grooves and notches to make the most from your design.

If you are simply refreshing your kitchen, all of our worktop ranges can be purchased separately.

Finance options are available, please speak to one of our Partners in store or visit our website.



All of our John Lewis worktops are made in the UK

Worktops

Granite 02

Ceramica 06

Quartz 08

Solid Surface 12

Wood 14

We also sell:

Duropol laminate, Corian, Maia, and Minerva worktops.

Splashbacks

Glass 18

We also sell Steve Robinson handmade patterned glass created to your own measurements.


granite




The natural beauty and extraordinary functional properties of John Lewis granite make it an ideal worktop for adding luxury to your home.

As a naturally occurring product from around the world, each granite worktop is unique with its own individual colourings and markings.


Polished



Colonial gold




Jet




Sapphire




Fantasy




Perla




Bianco




Ambrosia




Colonial dream




Bianco sardo



Nero




Absolute black




Blue pearl




Bianco romano



Verde maritaca



Black forest




Cosmic black


The beautiful and natural characteristics of granite include some areas of surface pitting together with colour variation across the slab.

Please visit a John Lewis store to see the representative samples.

Polished




Estrella




Bianco antique



Arctic cream




Harvest brown




Star galaxy


Textured




Bianco




Fantasy




Sapphire



Star gaze



Black forrest



Cosmic black



Kosmos



Griggio scuro

Polished granites have a high gloss finish. The deep shine accentuates their rich and natural colours.

Textured granites have an uneven, smooth, matt or satin finish which adds a tactile appeal to the material. Texture can vary depending on material.

Please visit a John Lewis store to see the representative samples.

Any offcuts from the manufacture of our granite worktops are recycled and used as chippings by the construction and landscaping industry.



Galley
(based on 5.6 linear metres)



L shape
(based on 5.6 linear metres)



U shape
(based on 6.5 linear metres)



U shape with breakfast bar
(based on 8.6 linear metres)

	Price per 65cm x 100cm	Galley	L shape	U shape	U shape with breakfast bar
Price band 1	£299	£2,876	£2,768	£3,042	£4,164
Price band 2	£390	£3,136	£3,133	£3,271	£4,531
Price band 3	£468	£3,566	£3,530	£3,696	£5,208

Includes sink, tap and hob cut outs, joints and template and installation charge.

Prices shown are for 30mm thick worktops.

20mm thick granite is suitable for up stands, splashbacks and window sills giving your kitchen the complete look.

Please speak to a partner in store for more details.

The beautiful and natural characteristics of granite include some areas of surface pitting together with colour variation across the slab.

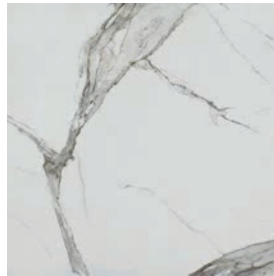


John Lewis Ceramica is a thin, smooth surface formed by a blend of materials. It is finished with striking patterns and produced in a way that enables you to create a beautifully consistent look and feel.

ceramica



Calacatta Fine




Calacatta




Statuario



Cemento



Pietra



Basalt

Please visit a John Lewis store to see representative samples.



Galley
(based on 5.6 linear metres)



L shape
(based on 5.6 linear metres)



U shape
(based on 6.5 linear metres)



U shape with breakfast bar
(based on 8.6 linear metres)


Price per 65cm x 100cm	Galley	L shape	U shape	U shape with breakfast bar
£436	£3,398	£3,365	£3,519	£4,926

Prices shown includes sink, tap and hob cut outs, joints and installation charge.

Prices shown are for 12mm thick worktops.

Complement your worktop by adding up stands, splashbacks or downturns

Please speak to a partner in store for more details.

A close-up photograph of a kitchen countertop made of speckled quartz stone. A modern chrome faucet is installed on the left side of the counter. In the background, a window with a white frame looks out onto a garden with green plants and a wooden planter box. To the right of the faucet, a clear glass vase holds a single white orchid flower. The overall scene is bright and clean, highlighting the texture and finish of the quartz worktop.

John Lewis engineered quartz stone worktops are manufactured using the latest techniques, comprising of natural quartz and high performance polymer resin.


quartz




Speckle white




Speckle cream




Speckle grey




Speckle anthracite



Speckle black



Pebble



Fossil




Shell




White



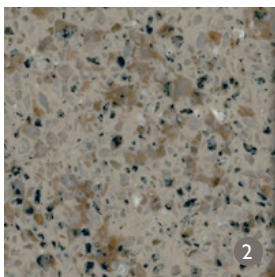
Gypsum



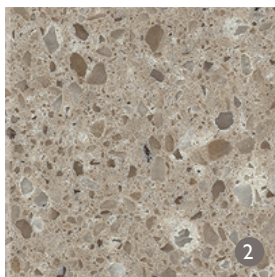
Pyramid




Stone




Shale



Desert




Pumice




Latte




Chalk




Black




Steel




Ceres




Minerva




Mars



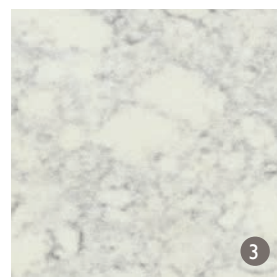
Juno



Jupiter



Venus



Apollo

Please visit a John Lewis store to see representative samples.



Galley
(based on 5.6 linear metres)



L shape
(based on 5.6 linear metres)



U shape
(based on 6.5 linear metres)



U shape with breakfast bar
(based on 8.6 linear metres)

	Price per 65cm x 100cm	Galley	L shape	U shape	U shape with breakfast bar
Price band 1	£260	£2,813	£2,780	£3,057	£4,004
Price band 2	£314	£3,116	£3,083	£3,413	£4,501
Price band 3	£371	£3,438	£3,405	£3,786	£5,048

Prices shown are for 30mm thick worktops and includes sink, tap and hob cut outs, joints and installation charge.

20mm is also available. Complement your worktops by adding up stands, splash backs and window sills.

Please speak to a partner in store for more details.




John Lewis Solid Surface is produced from a blend of polyester resins together with aluminum fillers.


The combination of these materials gives a beautifully smooth and seamless worktop which is both hygienic and easy to maintain.

Solid Surface is non-absorbent and very durable. It is both scratch and impact resistant.


solid
surface




Cloud




Ivory




Dove



Speckle



Vellum



Pewter

Please visit a John Lewis store to see representative samples.



Galley
(based on 5.6 linear metres)



L shape
(based on 5.6 linear metres)



U shape
(based on 6.5 linear metres)




U shape with breakfast bar
(based on 8.6 linear metres)

	Price per 65cm x 100cm	Galley	L shape	U shape	U shape with breakfast bar
Price band 1	£254	£2,371	£2,362	£2,585	£3,270
Price band 2	£305	£2,634	£2,622	£2,890	£3,720

Prices shown includes sink, tap and hob cut outs, joints and installation charge.

Prices shown are for 38mm thick worktops.

24mm is also available. Complement your worktop by adding up stands, splashbacks or a window sill, all available with seamless jointing. Please speak to a partner in store for more details.



John Lewis solid wood worksurfaces provide a natural, highly durable product which is easy to maintain. It is naturally hygienic for food preparation.

Wooden worktops made from the five species shown on page 3 contain FSC® certified material. The FSC label on these products is your assurance that the wood is from responsible sources. Our wood has no waste by-products; all material is either made into other products or recycled into heat during the manufacturing process.

wood

Species



Oak

The mighty Oak is well known for many qualities and is abundantly available in Europe and America. Tending to be mid-brown with sometimes striking grain variation depending on how the tree has been cut. Colour variations can go between light, pale brown to the darker colour much like a strong coffee. Extremely hard wearing with the right protection, it makes an excellent worksurface.



Ash

Can have some colour markings which can be quite striking. Quite open grained and often confused for Oak because of the similarity in graining and texture. Used for many other things including cricket stumps, tennis posts, guitar bases, vehicle bodies, church pews and many other joinery products. Lighter than most other hardwoods but still an excellent timber for worktops.



Iroko

The wood is very straight grained and has many interesting characteristics. When it is first felled or machined the timber is yellow but this soon starts to change colour and eventually after exposure to natural light will mature to a deep, chestnut brown colour. The material is resistant to taking on moisture as it is a naturally oily wood which is why it is used a lot for building boats and ships and many external products such as garden furniture.



Black Walnut

Black Walnut can have a very wide colour variation and can be a mix of browns and even purples. The best trees are selected for veneer work and remaining material is used to make items such as sports goods and high class furniture. It is extremely popular and tends to be lightly steamed during kilning which encourages some of the colours to be deeper and richer. In time the colours become lighter and the contrasts diminish.



Teak

Teak is a large, deciduous tree dominant in mixed hardwood forests. Its golden brown lustre, decorative grain and unique properties have made it one of the most popular woods. Our Teak is plantation grown rather than being taken from natural habitats making it a more ethically sourced and sustainable material. Teak timber is particularly valued for its durability and water resistance, and is used for boat building, exterior construction, veneer, furniture and carving.




The Forest Stewardship Council® promotes environmentally appropriate, socially beneficial, and economically viable management of the world's forests. When you see the FSC® logo on a product you can be assured it comes from a responsibly managed forest or other controlled sources.


Standard




Prime ash
40mm **3**




Character ash
40mm **2**




Prime oak
30mm **2**
40mm **3**




Character oak
30mm **1**
40mm **2**




Character oak white oil
30mm **2**
40mm **3**




Walnut
30mm **3**
40mm **5**



Teak
40mm **5**




Black oak
40mm **4**




Iroko
30mm **1**
40mm **2**


Classic




Ash
30mm **3**
40mm **5**
60mm **7**




Oak
30mm **4**
40mm **5**
60mm **7**



Character oak
30mm **3**
40mm **4**

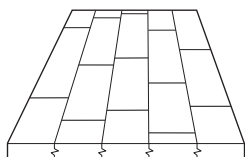


Iroko
30mm **4**
40mm **5**
60mm **7**



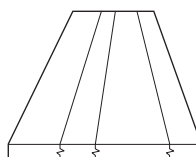
Walnut
30mm **6**
40mm **7**
60mm **8**

Please visit a John Lewis store to see representative samples.



Standard worktops

These are solid comb-jointed pieces of timber 40mm wide glued with a non-toxic glue. Standard worktops can have a wide colour and grain variation and the construction method gives them a block style worksurface. The maximum length available is 4.0m and width 1.5m.



Classic worktops

These are manufactured by hand in the UK and are all made to order. They are constructed using full length staves which vary in width from 60mm to 170mm and are joined with a finger joint along the long lengths with non-toxic glue. Maximum lengths available 3.6m depending on current stocks.

All classic worktops are finished with a natural oil. Please note that colour and grain variations within this product may be greater than shown.

Character Grade deliberately has large colour variations and is more rustic in appearance. All trees have their own characteristics and not only vary between species, but also between each tree. Natural variants can appear within colour, grain or knots.

Prime grade worktop is made from blocks of wood which have been selected to be as consistent as possible for colour, and with as few knots as possible.

Oils We use a natural, non-pigmented penetrating oil on all our worktops with the exception of the Standard Character Oak (White Oiled) which uses a white pigmented oil.



Galley
(based on 5.6 linear metres)



L shape
(based on 5.6 linear metres)



U shape
(based on 6.5 linear metres)



U shape with breakfast bar
(based on 8.6 linear metres)

	Price per 65cm x 100cm	Galley	L shape	U shape	U shape with breakfast bar
Price band 1	£353	£1,691	£1,721	£1,842	£2,914
Price band 2	£413	£1,980	£2,016	£2,158	£3,412
Price band 3	£542	£2,598	£2,645	£2,831	£4,477
Price band 4	£687	£3,297	£3,356	£3,592	£5,682
Price band 5	£773	£3,711	£3,776	£4,041	£6,395
Price band 6	£868	£4,164	£4,239	£4,537	£7,175
Price band 7	£1,134	£5,441	£5,538	£5,927	£9,376
Price band 8	£1,692	£8,118	£8,264	£8,844	£13,990

Options available in sizes and price groups as shown.

Sink, tap and hob cut outs and joints completed by our qualified installers.

Please speak to a partner in store for more details.




glass

John Lewis glass splashbacks and worktops are a stunning and durable design solution that offer timeless beauty and limitless creative opportunity.

Our superior toughened glass is popular for its design flexibility. We have a large choice of colours in clear or frosted glass including metallic and mirror options. Textured glass is available in all colours and metallics (excluding standard mirror).


Clear or Frosted splashbacks



China blue




Freshmint




Mist



Sea green



Duck egg




Topaz



Teal




Cobalt




Midnight



Petrol



Jasper



Aqua



Fir



Lime




Spring Leaf



Cucumber

All colours available in gloss or frosted finish.


Clear or frosted splashbacks



White



Marzipan



Barley



Saffron




Clementine



Postbox



Cranberry




Cardinal




Hot pink




Mocha



Calico




Dusty pink




Pale Grey



Pumice




Mushroom




Cotton


Clear or frosted splashbacks



Dove grey



Chambray




Charcoal



Celery



Battleship



Slate



Blue slate




Black

We use toughened Opticlear glass which gives our glass a beautifully vibrant look.

All Colours are available in frosted or clear finishes.

Please visit a John Lewis store to see representative samples.


Shimmer splashbacks



Ice shimmer




Silver shimmer



Grey shimmer




Green shimmer




Snow shimmer




Platinum shimmer



Graphite shimmer



Blue shimmer



Anthracite shimmer

Mirror splashbacks



Grey mirror



Silver mirror



Bronze mirror

Textured glass splashbacks



Luna



Brick



Bloc

Textures can be applied to any colour however work best with one of our shimmer ranges.

Splashbacks (6mm thick)

	Price per sq m
Clear	£375
Frosted	£437
Shimmer	£419
Mirror	£428
Textured	£723

Textured is for only use as splashbacks, textured glass mm varies dependent on the option. This needs to go on upstands a minimum of 15mm.

6mm glass can go on upstands of 10mm.

Worktop and splashback information

		Heat resistance	Wear resistance
Granite	Natural granite available in a choice of 25 colours. Each work surface is unique with it's own individual colours and markings.	Up to 200°C	Hardwearing durable surface.
Ceramica	Ceramica is a thin, smooth surface formed by compacting materials such as clays, feldspars, kaolin and quartz sands. They are then baked in extremely high temperatures. The way the pattern is produced means it is consistent on each slab. Available in 6 colours.	We advise using trivets	Hard wearing durable surface.
Quartz	Hardwearing and easy maintenance quartz composite. Available in 25 colours.	We advise using trivets	Highly resistant to chipping and scratching.
Solid Surface	A smooth and seamless work surface with a consistent finish. With its non absorbent properties, solid surface is hygienic and easy to maintain. Available in 6 colours.	Always use trivets	Durable surface. Scratches can be polished out
Wood	FSC-certified wooden worktops available in 5 species, 4 finishes. Each piece of wood can be traced to where it grew. Proven to be the most naturally hygienic surface for food preparation, and warm to the touch.	We advise using trivets	Supplied with a natural penetrating oil finish meeting EN71 and FSA standards providing a highly water and dirt repellent surface.
Glass	We have a choice of 40 colours available as clear or frosted options. We also have 9 metallic and 3 mirror and 3 textured splash back options. We only use low iron, Opticlear glass with minimal green tint giving clarity of vibrant colour.	Up to 200°C	Highly durable. Scratches can be polished out.

Maintenance	Sizes available	Templating required	Warranty
Granite is naturally porous, but our worktops are sealed to give extra resistance to liquids.	2.8 metre lengths. Available in 30mm thickness with 20mm for upstands and cladding.	Yes Manufacturing time 5 working days	15 years
Non porous material so no sealing or waxing required. Easy to clean with no specialist equipment required.	Lengths up to 3.1m and widths up to 1.55m subject to suitability. Upstands and splashbacks and downturns available.	Yes, manufacturing time 5 working days	10 years
Non-porous so does not require sealing or waxing.	Lengths up to a maximum of 3 metres. Available in 20mm and 30mm thicknesses and 20mm for upstands and cladding.	Yes Manufacturing time 7 working days	5 years
Non-porous so no sealing or waxing is required.	Lengths up to a maximum of 3 metres without joints. Joints are seamless over this length.	Yes Manufacturing time 5 working days	10 years
Natural oil finish can easily be cleaned with Natural Soap spray on a daily basis and maintained monthly with Worktop Gel. Scratches can simply be sanded out if required.	4 metres (standard) and 3.6 metres (classic), with widths up to 1.5m for islands. Available in 30mm, 40mm and 60mm thicknesses.	No	5 years
Non-porous, so no sealing or waxing required. Easy to keep clean, no specialist materials required. Scratches can be polished out.	Lengths up to a maximum of 3.2 metres without joints. Available in 6mm for splashbacks and 10mm and 19mm thicknesses for worktops. For textured splashbacks glass may vary in thickness.	Yes	10 years

Responsible sourcing

We're committed to bringing you quality products, while reducing our impact on the environment. That means knowing where our materials come from, minimising our packaging and recycling what we can.

Timber

We recognise that the production of timber-based products can have a significant environmental and social impact and that's why we've developed our timber policy. It makes our expectations clear and ensures we only work with suppliers who share our values.

Our customers can feel assured that we know where all of our timber comes from, and carry out detailed checks to ensure our standards are always maintained.

Packaging

Packaging plays an important role in protecting your kitchen while on its way to you but we're also mindful of creating unnecessary waste. We're committed to minimising the amount of packaging we use whenever we can, and exploring the use of new, more environmentally responsible materials.

Recycling

We contribute towards supporting recycling compliance schemes that invest in local recycling centres across the country to make it easier for our customers to recycle more close to home.

We also actively support waste reduction and recycling within our business, for our customers and among our suppliers. We aim to divert as much of our operational waste away from landfill as possible, and have a target of zero waste to landfill by the end of 2020. We also look for opportunities to recycle whatever we can and to use waste within our business.

Our suppliers

We've been working with like minded kitchen suppliers for well over a decade. We believe the main reason these relationships are so successful is that these suppliers share our passion.

We expect them to obey the law, to respect the rights, interests and well being of their employees, their communities and the environment, whether in the UK or further afield.

Committed to finding new and better ways to do business, we actively encourage our suppliers to do the same in relation to sustainability and responsible sourcing.

Made in UK

All our fitted kitchens are made in the UK. We work with the leading UK fitted kitchen manufacturers who use state of the art technology and classic craftsmanship to provide a wide range of quality complete kitchens.

Some materials used in our worktops may come from overseas, but all are hand crafted by skilled British craftsmen.

Your dream kitchen starts here

Our conditions of sale have been designed to ensure the installation of your new kitchen goes as smoothly as possible.

Every kitchen is different

- Each John Lewis kitchen is made to order.
- The illustrations, drawings and dimensions in our catalogues are intended as a guide only.
- When your estimate is produced, it is your responsibility to ensure that the information and specifications it contains meet your requirements.

Natural materials

- Furniture that uses wood components or wood veneers will display natural grain and colour characteristics that may vary from what is featured in showroom displays and photographs. We cannot supply specially matched components.
- Granite and other naturally occurring stone worktops will also display colour variations and may not match shop-floor samples exactly.

Building work

- If you are having any building work carried out as part of your kitchen project, this must be completed before we can undertake a site visit. Any walls to which kitchen units will be fitted need to be in place, plastered and dry.
- New kitchens and worktops cannot be installed in a damp or freshly plastered space.

Timescales

- Installations can vary from home to home. The ordering timescales we provide are a guide only. We will keep you informed of the progress of your kitchen.

Delivery

- Worktops to be delivered after your kitchen units during the week of your kitchen installation.
- Appliances, sinks, taps and other accessories may be delivered to coordinate with your worktops.

Preparing for installation

- Fitting a kitchen is a building project which will disrupt your routine. The kitchen working area may be unusable for a time. It may be necessary to disconnect services such as gas, water and electricity. Fitting a kitchen creates dust, but our installers will keep your kitchen and agreed working area as tidy as possible.

Installation

- We can arrange disposal of your old worktops.
- Certain tasks or requirements may only become apparent when your existing furniture and appliances have been removed. Where this is the case, we will let you know what the cost of any necessary work will be.

Doing the job properly

- Installing a kitchen is a complex task. While we try to finish your kitchen during the initial installation period, remedial work may be required. Our installer may make several return visits to your home in order to complete the job.

Specialist worktops

- To ensure a perfect fit, we will visit to measure up for specialist worktops such as granite, Corian, quartz, and glass after the main kitchen is fitted.
- Lead times for specialist worktops can range from one to eight weeks depending on the material chosen. During this time we can install temporary worktops for sink and cooking areas if required.
- Once the specialist worktops have been manufactured, we will return to fit them.

Payment

- Once you've agreed our estimate, you'll need to pay a 20%, non-refundable deposit. The balance will be payable two weeks before the delivery day.
- We accept payment by Partnership Card, John Lewis or Waitrose account cards, Switch, Delta, Mastercard, Visa or cash.
- Prices are valid for 28 days from the date shown on your estimate.

Finance options are available, please speak to one of our Partners in store or visit our website.

Colours and designs

- Due to photographic and printing processes some colours may not be a true representation of the product. Please see sample for actual colour. It may be necessary for us to change designs and specifications without prior notice.

Shop locations

LONDON

John Lewis
Oxford Street
London W1A 1EX
020 7629 7711

Peter Jones
Sloane Square
London SW1W 8EL
020 7730 3434

John Lewis Brent Cross
Brent Cross Shopping Centre
London NW4 3FL
020 8202 6535

John Lewis Kingston
Wood Street
Kingston upon Thames
KT1 1TE
020 8547 3000

John Lewis Stratford
101 The Arcade
Westfield Stratford City
Montfichet Road
London E20 1EL
020 8532 3500

John Lewis White City
Westfield London
Shopping Centre
Ariel Way
London W12 7FU
020 8222 6400

ENGLAND

John Lewis Bluewater
Greenhithe
Kent DA9 9SA
01322 624 123

John Lewis Birmingham
2 Station Street
Birmingham B2 4AU
0121 634 6000

John Lewis Cambridge
10 Downing Street
Cambridge CB2 3DS
01223 361 292

John Lewis Cheadle
Wilmslow Road
Cheadle SK8 3BZ
0161 491 4914

John Lewis Cribbs Causeway
The Mall at Cribbs Causeway
Bristol BS34 5QU
0117 959 1100

John Lewis High Wycombe
Holmers Farm Way
Cressex
High Wycombe HP12 4NW
01494 462 666

John Lewis Leeds
Victoria Gate
Harewood Street
Leeds S2 7AR
0113 394 6200

John Lewis Leicester
2 Bath House Lane
Highcross Shopping Centre
Leicester LE1 4SA
0116 242 5777

John Lewis Liverpool
70 South John Street
Liverpool One
Liverpool L1 8BJ
0151 709 7070

John Lewis Milton Keynes
Central Milton Keynes
MK9 3EP
01908 679 171

John Lewis Newcastle
Eldon Square
Newcastle upon Tyne
NE99 1AB
0191 232 5000

John Lewis Norwich
All Saints Green
Norwich NR1 3LX
01603 660 021

John Lewis Nottingham
Victoria Centre
Nottingham NG1 3QA
0115 941 8282

John Lewis Peterborough
Queensgate Centre
Peterborough PE1 1NL
01733 344 644

John Lewis Reading
Broad Street
Reading RG1 2BB
0118 957 5955

John Lewis Sheffield
Barkers Pool
Sheffield S1 1EP
0114 276 8511

John Lewis Solihull
Touchwood
Solihull
West Midlands B91 3RA
0121 704 1121

John Lewis Southampton
West Quay
Southampton SO15 1QA
023 8021 6400

John Lewis Watford
High Street
Watford WD17 2TW
01923 244 266

John Lewis Welwyn
Bridge Road
Welwyn Garden City
AL8 6TP
01707 323 456

John Lewis York
Unit C
Vangarde Way
York YO32 9AE
01904 557 950

SCOTLAND

John Lewis Aberdeen
George Street
Aberdeen AB25 1BW
01224 625 000

John Lewis Edinburgh
Leith Street
Edinburgh EH1 3SP
0131 556 9121

John Lewis Glasgow
Buchanan Galleries
Glasgow G1 2GF
0141 353 6677

WALES

John Lewis Cardiff
The Hayes
Cathays
Cardiff CF10 1EG
02920 536 000



John Lewis Partnership
171 Victoria Street
London SW1E 5NN
johnlewis.com

WKTP/08.18

John Lewis
in store | online | mobile