
Thank you for purchasing this **AOC9201-M-JL Madison Chair**. Please read the instructions carefully before use to ensure safe and satisfactory operation of this product



Pre-assembly preparation

Please ensure instructions are read in full before attempting to assemble this product

Necessary Tools



Please check the pack contents before attempting to assemble this product. A full checklist of components is given in this leaflet. If any components are missing, please contact the retailer from whom you bought this product.

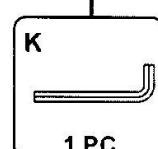
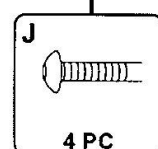
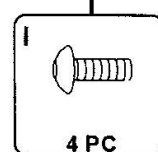
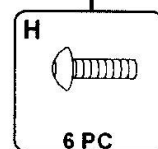
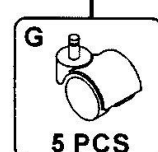
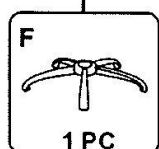
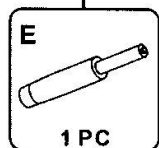
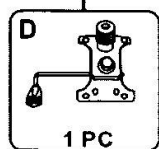
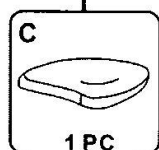
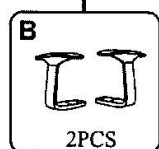
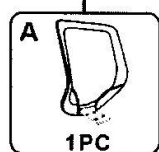
This product is **HEAVY**, it should be assembled as near as possible to the point of use. **TAKE CARE WHEN LIFTING** to avoid personal injury and (or) damage to the product. (Include if relevant)

This product takes approximately **15 MINUTES** to assemble with **1 PERSON**.

The fittings pack contains **SMALL ITEMS** which should be **KEPT AWAY FROM YOUNG CHILDREN**.

Read this leaflet in full before commencing assembly.

ASSEMBLY INSTRUCTIONS

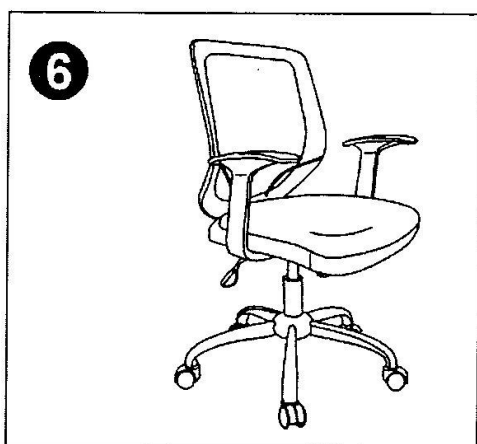
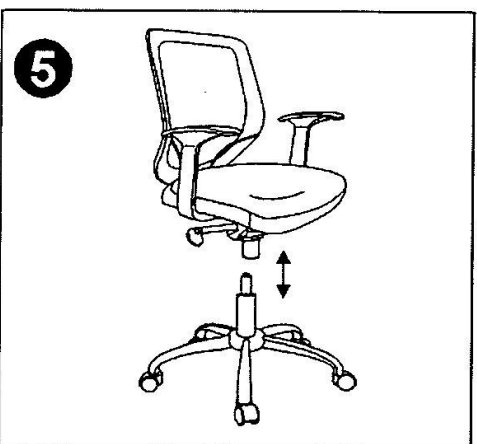
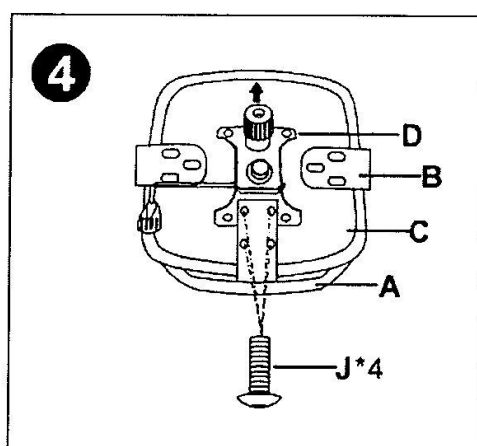
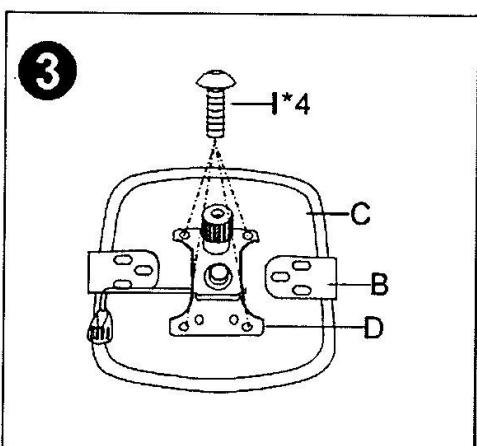
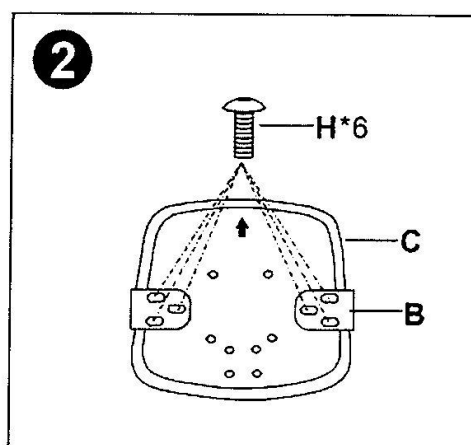
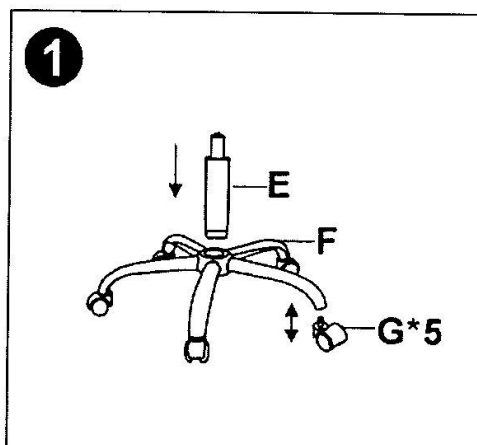


AOC9201

Do not tighten bolts fully until you have completed assembly.

Please note the fixing screws are located in there fixing points if not found in the parts bag.

"Should you require any assistance in assembling your goods , please visit:
www.dpauk.net and click the customer services"



WARNING:

DO NOT STAND ON THIS CHAIR DO NOT USE THIS CHAIR AS STEP LADDER

*USE THIS PRODUCT ONLY FOR SEATING ONE PERSON AT A TIME

*DO NOT USE THIS CHAIR UNLESS ALL BOLTS, SCREWS AND KNOBS ARE FIRMLY SECURED

*AT LEAST EVERY 4 MONTHS, CHECK ALL BOLTS, SCREWS AND KNOBS TO BE SURE THEY ARE TIGHT

*IF PARTS ARE MISSING, BROKEN, DAMAGED OR WORN, STOP USE OF THIS PRODUCT UNTIL REPAIRS ARE MADE USING FACTORY AUTHORISED PARTS

*FAILURE TO FOLLOW THESE WARNINGS COULD RESULT IN SERIOUS INJURY

Safety Instructions

General warnings:

Periodically check all fixings to ensure none have come loose and re-tighten where necessary.
Please take care when handling or moving the furniture as careless handling may cause damage or injury.
Furniture can be dangerous if incorrectly installed. Assembly should be carried out by a competent person. No liability will be accepted for damage or injury caused by incorrectly installed or assembled furniture.

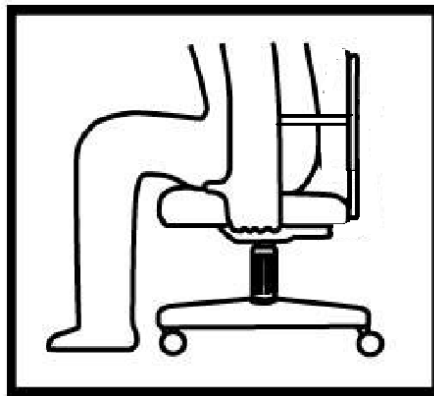
Specific warnings for heavy items:

It is recommended that before moving heavy objects to a new location they are completely dis-assembled to avoid personal injury or damage to the furniture. Please be careful to retain all fittings when doing this.

Specific warnings for office chairs and office chairs with gas lifts:

WARNING :

Sit on the chair to use the weight of the body to tighten the joint on the column and the seat.
Please note this is not a permanent fit due to the rise & fall and 360 degree turning action.
Always take care and keep feet clear of base when moving / lifting this product.



Do not stand on chair or use a ladder as this may cause serious injury.
Do not use the chair if any part appears damaged, broken or missing.
Do not use the chair unless all components are correctly fitted and adjusted.

PLEASE KEEP THESE INSTRUCTIONS FOR FUTURE REFERENCE

John Lewis Partnership 171 Victoria Street London SW1E 5NN
www.johnlewis.com