

Car parking

The Harlequin Centre car parks nearby provide 1,400 parking spaces.

Partnership card

At John Lewis we offer our own credit card, issued by John Lewis Financial Services Limited. To find out more about the benefits, please just ask a member of staff or visit our website on www.partnershipcard.co.uk/JL. Terms and Conditions apply.

John Lewis Insurance

We provide a range of insurance products that are designed to be with you when it matters most. For cover for your home, your car, your pet or even your holiday, you can be reassured we'll always be there for you. To see our full range of insurance products visit www.johnlewis.com/insurance

Toilets

Near Menswear in the Basement and near The Place to Eat on the Second floor. There is a disabled toilet on the Ground floor and Second floor.

Catering

The Place to Eat on the Second floor can seat 200 and serves freshly-prepared hot and cold meals, including vegetarian dishes, a children's menu, home-made cakes and pastries. The Espresso bar on the Ground floor outside the shop, serves a selection of cold platters and patisserie, coffee and chilled drinks.

Facilities for disabled customers

Shopping in our department stores should be easy and convenient for all customers, with no exceptions. All our stores have accessible toilets and lifts, as well as a range of other services to help our disabled customers enjoy their shop. To find out what's available in John Lewis Watford please ask a member of staff or go online to, www.johnlewis.com/watford. You can also call us on 0844 693 1763, or Textphone 18001 + 0844 693 1763 (via Typetalk).

John Lewis

Shopping at John Lewis Watford

If you need this literature in an alternative format, please ask us.

You can find this information and lots more online at johnlewis.com

Shopping hours

Monday	9.00–6.00
Tuesday	9.00–6.00
Wednesday	9.00–6.00
Thursday	9.00–9.00
Friday	9.00–6.00
Saturday	9.00–7.00
Sunday	11.00–5.00
(Sunday browsing)	10.30–11.00

John Lewis
The Harlequin
High Street
Watford WD17 2TW
Telephone 0844 693 1763
Fax 01923 287999
jl_watford@johnlewis.co.uk
johnlewis.com

John Lewis department stores SD53336 / 02.13



John Lewis
in store | online | mobile

Welcome to John Lewis Watford

We are part of the John Lewis Partnership and, like all John Lewis department stores, we have three guiding principles:

- To offer the widest possible choice under one roof
- To combine high quality with keen pricing
- To provide a high standard of service, with expert, helpful staff and a whole range of additional benefits and facilities.

About the John Lewis Partnership

There are John Lewis department stores throughout the UK from Aberdeen to Southampton – our first opened in Oxford Street in 1864. In 1929, the company became a profit-sharing democracy; every permanent member of staff is a Partner, benefiting from the success of the business. The Partnership also includes Waitrose food shops.

The widest possible choice

With around 80 types of television, hundreds of large electrical appliances and thousands of different furnishing fabrics – altogether we stock over 350,000 lines. From gloves to garden furniture, cots to computers, pots and pans to curtain poles, there's always a wide range to choose from, to suit most pockets.

Guarantees

John Lewis guarantees are among the best on the market, and are included at no extra cost. All our TVs come with a 5-year guarantee, while all computers and tablets, DVD Players, cameras and audio include a 2-year guarantee. Our John Lewis large kitchen appliances are guaranteed for 3 years, while all other large appliances are covered for 2 years.

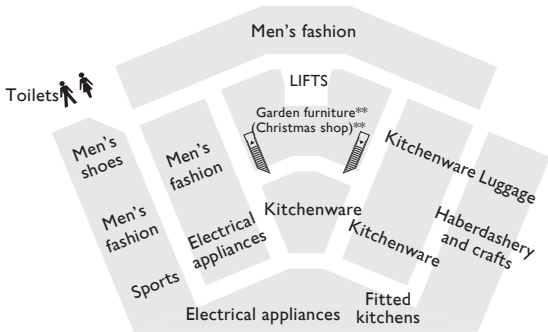
Customer collections

Why not drop off your shopping as you go then pick it up when you're ready to leave, from Customer collections. This can be found on the Second floor next to Customer services.

Standard delivery

When you spend over £50 we'll deliver for free. Spend less and standard delivery costs just £3. We'll deliver to the room of your choice, and remove any unwanted packaging for us to recycle responsibly.

BASEMENT



- Basement **B**

Ground floor **G**

First floor **1**

Second floor **2**

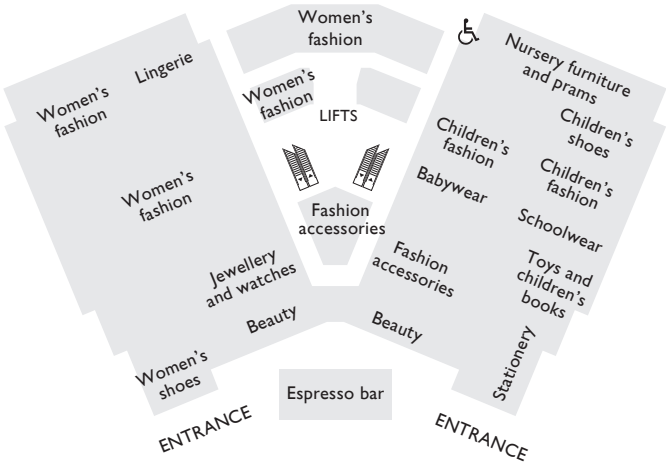
Customer services*

Seasonal**

- Audio and televisions **1**
- Babywear **G**
- Bathroom accessories **1**
- Beauty **G**
- Beds and bedroom furniture **1**

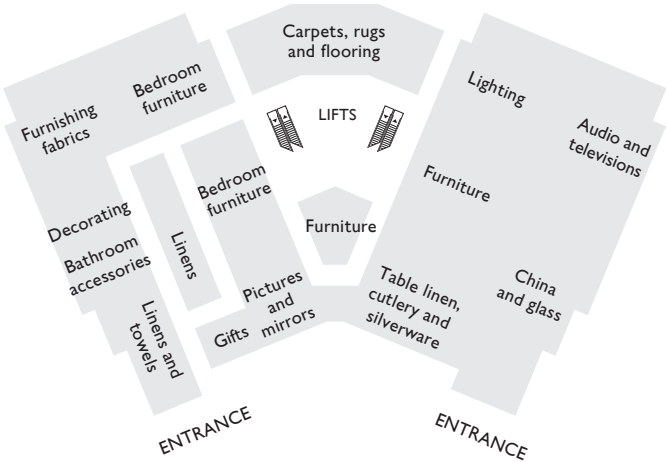
- Cameras **1**
- Carpets, rugs and flooring **1**
- China, glass and silverware **1**
- Children's fashion **G**
- Children's shoes **G**
- Christmas shop** **B**
- Clocks **1**
- Clothescare **B**
- Computers and telephones **1**
- Customer collections* **2**
- Decorating **1**
- Electrical appliances **B**

GROUND FLOOR



- Fashion accessories **G**
- Fitted kitchens **B**
- Furnishing fabrics **1**
- Furniture and lighting **1**
- Garden furniture** **B**
- Gardening **B**
- Gift List **2**
- Gifts **1**
- Gift wrapping service **2**
- Haberdashery and crafts **B**
- Handbags **G**
- Hats, women's **G**
- Hosiery **G**
- Jewellery and watches **G**
- Kitchenware **B**
- Linens and towels **1**
- Lingerie **G**
- Lost property* **2**
- Luggage **B**
- Men's fashion **B**
- Men's shoes **B**
- Mirrors and pictures **1**
- Nursery furniture and prams **G**
- Parents' room* **2**

FIRST FLOOR



- Restaurant*
(The Place to Eat) **2**
- (Espresso bar) **G**
- Schoolwear **G**
- Sports **B**
- Stationery **G**
- Televisions **1**
- Toilets* **1** **B**, **2** **G**, **2**
- Toys and children's books **G**
- Women's fashion **G**
- Women's shoes **G**

SECOND FLOOR

