

Sapiens bookcase

Stock number: 816/82301/02/11/12

Thank you for purchasing this bookcase. Please read the instructions carefully before use to ensure safe and satisfactory operation of this product



Pre-assembly preparation

Please ensure instructions are read in full before attempting to assemble this product

Necessary Tools







Please check the pack contents before attempting to assemble this product. A full checklist of components is given in this leaflet. If any components are missing, please contact the retailer from whom you bought this product.

This product takes approximately **5 MINUTES** to assemble with **1 PERSON**.

The fittings pack contains **SMALL ITEMS** which should be **KEPT AWAY FROM YOUNG CHILDREN**.

Read this leaflet in full before commencing assembly.

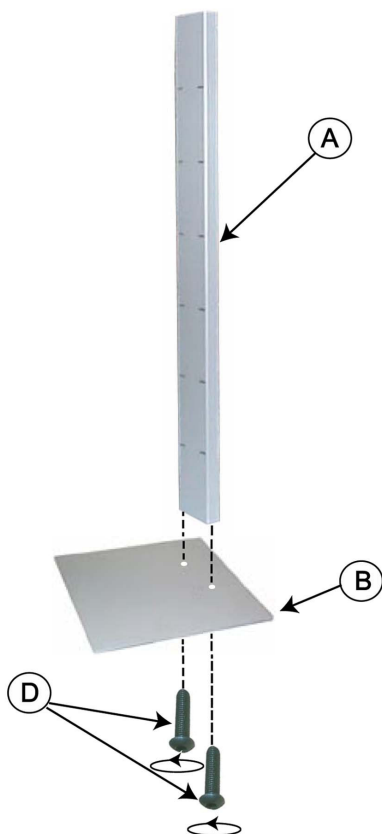
Fittings and parts checklist

A	Column x 1				
B	Base x 1		D	Screws x 2	
C	Shelves: x 10 for H152 x 14 for H202				

Step by step assembly instructions

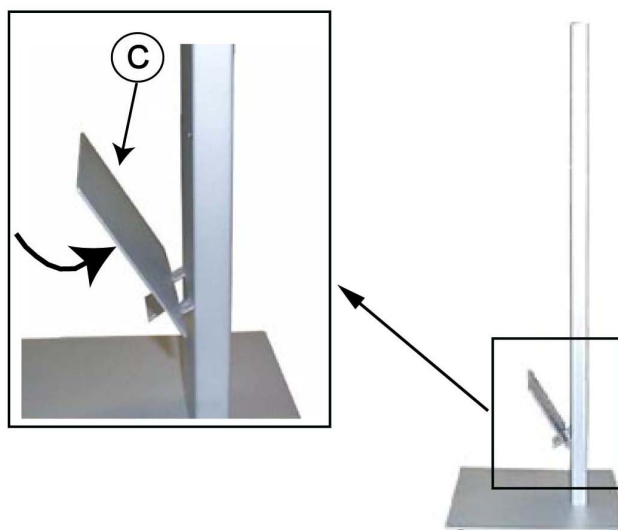
Step One

1. Attach base (B) to column (A) and secure with screw (D).



Step Two

1. Insert the shelves (C).



Care and Maintenance

Use a slightly damp cloth for cleaning.

Do not use any abrasive cleaner or harsh detergent as this can damage the surface.

Safety Instructions

Never drag furniture when moving it, always lift it.

Periodically check all fixings to ensure none have come loose and re-tighten where necessary.

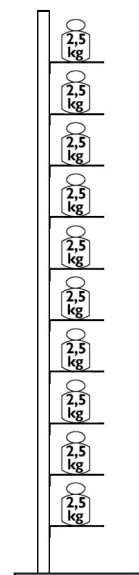
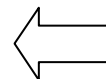
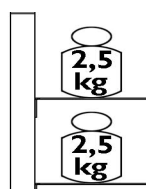
Please take care when handling or moving the furniture as careless handling may cause damage or injury.

Furniture can be dangerous if incorrectly installed. Assembly should be carried out by a competent person. No liability will be accepted for damage or injury caused by incorrectly installed or assembled furniture.

Ensure bookcase is placed on a level horizontal ground only.

Always stack from the ground up, to ensure bookcase is balanced.

Max weight: 2,5 kg per shelf



Do Not:

Use the bookcase as a ladder.

Climb on the bookcase.

Allow children to play near or with the bookcase.

PLEASE KEEP THESE INSTRUCTIONS FOR FUTURE REFERENCE

John Lewis Partnership 171 Victoria Street London SW1E 5NN

www.johnlewis.com