

Deliveries

Standard delivery is free for all orders of £50 and over, and costs £3.50 when you spend less. We also offer express and next day delivery, as well as delivery on a specific day to suit you. Our delivery service doesn't stop at the front door; we can deliver to the room of your choice and we'll remove any unwanted packaging and recycle responsibly.

Car parking

The Harlequin Centre car parks nearby provide 1,400 parking spaces.

Partnership card

At John Lewis we offer our own credit card, issued by John Lewis Financial Services Limited. To find out more about the benefits, please just ask a member of staff or visit our website on www.partnershipcard.co.uk/JL. Terms and Conditions apply.

John Lewis Insurance

We provide a range of insurance products that are designed to be with you when it matters most. For cover for your home, your car, your pet or even your holiday, you can be reassured we'll always be there for you. To see our full range of insurance products visit www.johnlewis.com/insurance

Toilets

Near Menswear in the Basement and near The Place to Eat on the Second floor. There is a disabled toilet on the Ground floor and Second floor.

Catering

The Place to Eat on the Second floor can seat 200 and serves freshly-prepared hot and cold meals, including vegetarian dishes, a children's menu, home-made cakes and pastries. Joe & the Juice located at the entrance on the Ground floor serves a selection of hot drinks, healthy juices, shakes and light snacks.

Facilities for disabled customers

Shopping in our department stores should be easy and convenient for all customers, with no exceptions. All our stores have accessible toilets and lifts, as well as a range of other services to help our disabled customers enjoy their shop. To find out what's available in John Lewis Watford please ask a member of staff or go online to, www.johnlewis.com/watford. You can also call us on 01923 244 266, or Textphone 18001 + 01923 244 266 (via Typetalk).

If you need this literature in an alternative format, please ask us.

You can find this information and lots more online at johnlewis.com

Shopping hours

Monday	9.00–6.00
Tuesday	9.00–6.00
Wednesday	9.00–6.00
Thursday	9.00–9.00
Friday	9.00–6.00
Saturday	9.00–7.00
Sunday	11.00–5.00
(Sunday browsing)	10.30–11.00

John Lewis Watford
Intu Watford
52 The Harlequin
Watford WD17 2TW
Telephone 01923 244 266
Fax 01923 287 999
jl_watford@johnlewis.co.uk
johnlewis.com

John Lewis department stores SD53336 / 04.15



Shopping at John Lewis Watford

Welcome to John Lewis Watford

We are part of the John Lewis Partnership and, like all John Lewis department stores, we have three guiding principles:

- To offer the widest possible choice under one roof
- To combine high quality with keen pricing
- To provide a high standard of service, with expert, helpful staff and a whole range of additional benefits and facilities.

About the John Lewis Partnership

There are John Lewis department stores throughout the UK from Aberdeen to Southampton – our first opened in Oxford Street in 1864. In 1929, the company became a profit-sharing democracy; every permanent member of staff is a Partner, benefiting from the success of the business. The Partnership also includes Waitrose food shops.

The widest possible choice

With around 80 types of television, hundreds of large electrical appliances and thousands of different furnishing fabrics – altogether we stock over 350,000 lines. From gloves to garden furniture, cots to computers, pots and pans to curtain poles, there's always a wide range to choose from, to suit most pockets.

Guarantees

John Lewis guarantees are among the best on the market, and are included at no extra cost. All our TVs come with a 5-year guarantee, while all other technology and electrical lighting includes a 2-year guarantee. Our John Lewis home appliances are guaranteed for 3 years, while all other electrical appliances, large or small, are covered for 2 years.

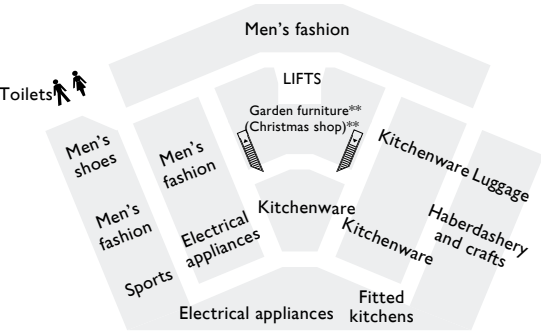
Customer collections

Why not drop off your shopping as you go then pick it up when you're ready to leave, from Customer collections. This can be found on the Second floor next to Customer services.

Click & collect

Our Click & collect service is free when you spend £30 and over, and costs £2 when you spend less. Simply order online before 8pm and collect after 2pm the next day from a John Lewis or selected Waitrose shop.

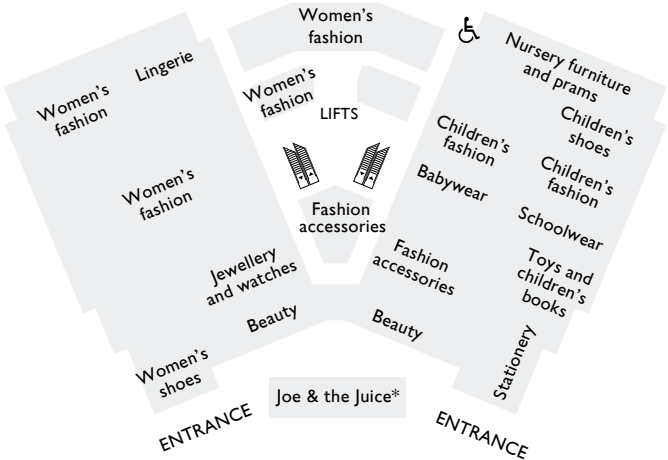
BASEMENT



- Basement **B**
- Ground floor **G**
- First floor **1**
- Second floor **2**
- Customer services*
- Seasonal**

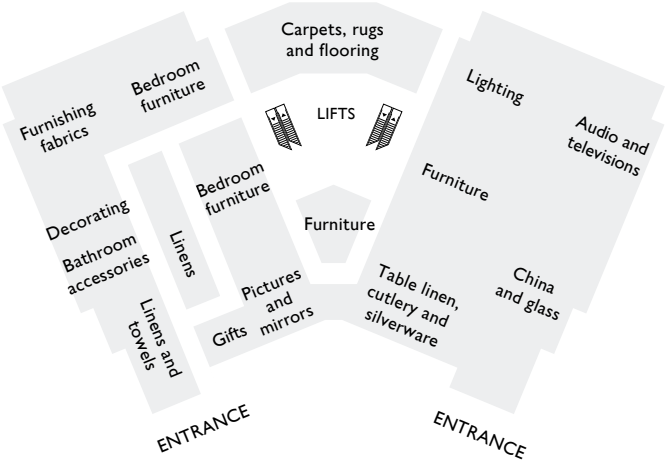
- Audio and televisions **1**
- Babywear **G**
- Bathroom accessories **1**
- Beauty **G**
- Beds and bedroom furniture **1**
- Bureau de change* **2**
- Cameras **1**
- Carpets, rugs and flooring **1**
- China, glass and silverware **1**
- Children's fashion **G**
- Children's shoes **G**
- Christmas shop** **B**
- Clocks **1**
- Clothescare **B**
- Computers and telephones **1**
- Customer collections* **2**
- Decorating **1**
- Electrical appliances **B**

GROUND FLOOR



- Fashion accessories **G**
- Fitted kitchens **B**
- Furnishing fabrics **1**
- Furniture and lighting **1**
- Garden furniture** **B**
- Gardening **B**
- Gift List **2**
- Gifts **1**
- Gift wrapping service **2**
- Haberdashery and crafts **B**
- Handbags **G**
- Hats, women's **G**
- Hosiery **G**
- Jewellery and watches **G**
- Kitchenware **B**
- Linens and towels **1**
- Lingerie **G**
- Little Waitrose **2**
- Lost property* **2**
- Luggage **B**
- Men's fashion **B**
- Men's shoes **B**
- Mirrors and pictures **1**
- Nursery furniture and prams **G**

FIRST FLOOR



- Parents' room* ⚿ **2**
- Restaurant*
- (Joe & the Juice) **G**
- (The Place to Eat) **2**
- Schoolwear **G**
- Sports **B**
- Stationery **G**
- Televisions **1**
- Toilets* ♀♂ **B**, 2 ♀ **G**, 2 ♂ **G**, **2**
- Toys and children's books **G**
- Women's fashion **G**
- Women's shoes **G**

SECOND FLOOR

