







Ingredients and Allergy Information

Date of last review:	04/10/2022	Version No.:	VI
----------------------	------------	--------------	----

John Lewis Stock Number	78431501
Name	Milk, dark chocolate and white chocolate flavour bombs, spoons and chocolate flakes. Perfect for making hot chocolate.
Ingredients	Milk chocolate (60%) (sugar, cocoa butter, whole milk powder, cocoa mass, lactose (milk), whey powder (milk), emulsifier: soya lecithin; flavouring), white chocolate flavour compounds (15%) (sugar, cocoa butter, whole milk powder, lactose (milk), whey powder (milk), milk fat, flavourings, emulsifier: soya lecithin; colours: curcumin, paprika extract, caramel; spirulina concentrate; peppermint oil, flavourings), dark chocolate (10%) (cocoa mass, sugar, cocoa butter, flavouring, emulsifier: soya lecithin), salted caramel flavour white chocolate (10%) (sugar, cocoa butter, whole milk powder, skimmed milk powder, cocoa mass, caramel powder, lactose (milk), whey powder (milk), salt, emulsifier: soya lecithin; flavourings), marshmallows (5%) (glucose-fructose syrup, sugar, water, pork gelatine, anti-caking agent: maize starch; colours: curcumin, carmine, beetroot extract; flavourings, salt), vegan marshmallows (glucose-fructose syrup, sugar, water, dextrose, gelling agent: carrageenan; maize starch, hydrolysed rice protein, flavouring, emulsifier: sodium hexametaphosphate; colours: calcium carbonate, beetroot red).
For allergens, see ingredients in bold	
May contain statements	Also, may contain nuts, peanuts, wheat, sesame, egg
Net Quantity	1.2Kg
Country of Origin	UK
Storage Instructions	Store in a cool, dry place.
Manufacturer's name and address	Cocoba, Rochester, Kent, ME2 2LS

Instructions for use	<p>HOW TO MAKE THE MOST DELICIOUS HOT CHOCOLATE</p> <p>CHOCOLATE FLAKES Method 1: Use five heaped tablespoons of Cocoba drinking chocolate flakes, add two level tablespoons of boiling water and stir into a paste until the chocolate forms a smooth consistency. Fill the cup with approximately 250ml of hot milk or milk alternative and stir thoroughly.</p> <p>Method 2: Simmer approximately 250ml of milk or milk alternative on the stove. Add five heaped tablespoons of Cocoba drinking chocolate flakes and keep stirring until melted. Pour your delicious hot chocolate into a mug. Add cream, marshmallows and more Cocoba drinking chocolate flakes on top. Enjoy!</p>   <p>CHOCOLATE SPOONS Place the chocolate spoon into a cup of hot milk (255ml) and stir until all the chocolate has melted. Enjoy!</p>  <p>CHOCOLATE BOMBES Place the chocolate bombe into a cup and slowly pour 255ml of hot milk over the bombe. Stir until all the chocolate has melted. Enjoy!</p> 
Nutrition Labelling: Typical value	
Energy (kJ/kcal)	2319kJ/554kcal
Fat	34.3g
Of which saturated	20.8g
Carbohydrate	54.7g
Of which sugars	52.5g
Fibre	
Protein	5.7g
Salt	0.28g
Alcoholic Strength	N/A
Suitable for vegetarians	No
Suitable for vegans	No
Suitable for nut allergy sufferers	No
Suitable for gluten allergy sufferers	No (not tested)
Suitable to wheat allergy sufferers	No (not tested)
Suitable for egg allergy sufferers	No
Suitable for dairy allergy sufferers	No
Suitable for soya allergy sufferers	No
Free from alcohol	Yes
Free from artificial flavours	Yes
Free from artificial colours	Yes