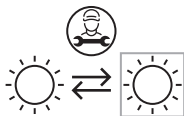


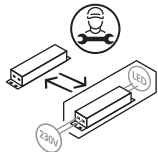
Product information	<ul style="list-style-type: none"> Indoor use only Dimmable Clean the fitting with a soft dry cloth. Do not use abrasive chemical cleaners as this will damage the finish
---------------------	--

Aftercare and Troubleshooting	If there are technical issues with this product that you can't solve, please contact your nearest John Lewis & Partners shop or call Technical Support on 03301 230106.
-------------------------------	---

Specification	Max power: 8W Rated input: 220 –240V, 50Hz IP rating: 20 Weight: 1.52kg Lumen output: 369 Colour temperature: Warm white (3000) This product contains a light source of energy efficiency class E For further information please visit: www.lighting-info.co.uk/107187
---------------	---




Replaceable light source by a professional



Replaceable control gear by a professional

5-year guarantee	At John Lewis & Partners we test every light to high quality standards. That means we can offer you a 5-year guarantee.
------------------	---

Recycling	This symbol  indicates that this product should not be treated as normal household waste and it should be recycled. John Lewis & Partners do not operate instore take back, but as members of the Distributor Take Back scheme have funded the development and upgrade of recycling facilities across the UK. Please take it to your nearest collection facility or for further details contact your local council or visit www.recycle-more.co.uk .
-----------	---

John Lewis plc
SW1V 2QQ
johnlewis.com

Made in China




20/11/2023

Please retain these instructions for future reference.



MUSHROOM XL LED TOUCH TABLE LAMP USER GUIDE



Product Code:
70670113
70670118
70670121

Getting started

Thank you for purchasing this John Lewis & Partners product. For your safety, and to make sure everything is working properly, please read the instructions carefully before use.

Warnings

This product is only suitable for connection to a 240V~50Hz supply in accordance with current IEE Wiring Regulations.

This product is Class II and must NOT be earthed.

The lamp must be protected by a 3 amp fuse in the mains plug.

If the mains cable becomes damaged it must only be replaced by a technically competent, qualified person.


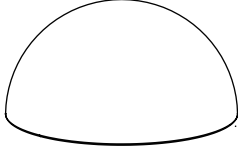
Under no circumstances must this table lamp be covered with any material as this could pose a safety hazard. It must be used on a stable, flat surface.

If you are in any doubt about your competence please consult a qualified electrician.

If any modification is made it will invalidate the warranty and may render the product unsafe.

When moving or cleaning, always switch off at the mains and allow the LEDs to cool before handling.

Parts list

Description	Image	Quantity
Light fitting		x 1
Shade		x 1

Product assembly

Step 1

Carefully unpack the carton, making sure all the parts are present before assembly.

Step 2

Attach the shade (A) by screwing onto the top of the lamp in a clockwise direction. Do not overtighten.

Step 3

Plug in and operate the on/off dimmer by touching the lamp base (B) (one touch low light level, second touch brighter, third touch brightest and forth to touch off).

Please note:

The touch function best works when the contact point is large (a hand rather than a finger).

