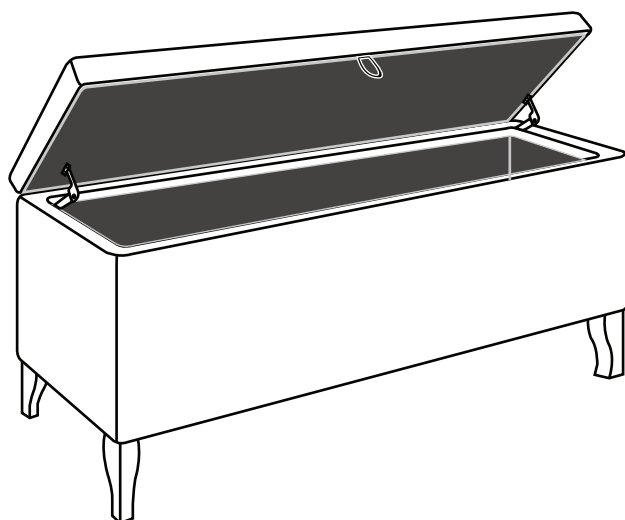


Charlotte Ottoman

Stock Code : 803/15204

Thank you for purchasing this Charlotte Ottoman Box. Please read the instructions carefully before use to ensure safe and satisfactory operation of this product.



For product support or spare parts please call the John Lewis Helpline;

T: 01244 689949

E: mail@fwgroup-uk.com

PRE-ASSEMBLY PREPARATION

Please ensure instructions are read in full before attempting to assemble this product.

Necessary Tools



Please check the pack contents before attempting to assemble this product. A full checklist of components is given in this leaflet. If any components are missing, please contact the John Lewis Helpline.

This product is **HEAVY**. It should be assembled as near as possible to the point of use. **TAKE CARE WHEN LIFTING** to avoid personal injury and (or) damage to the product.

This product takes approximately **15 MINUTES** to assemble with **2 PEOPLE**.

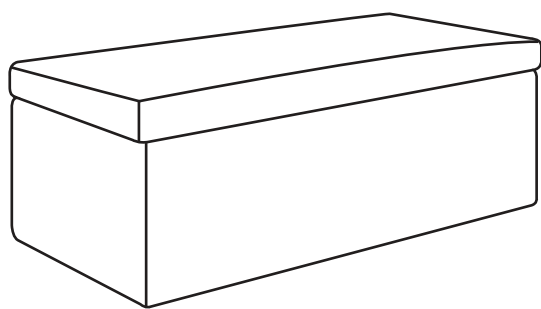
The fittings pack contains **SMALL ITEMS** which should be **KEPT AWAY FROM YOUNG CHILDREN**.

Read this leaflet in full before commencing assembly.

If you require any additional information or have any issues with this product please call the John Lewis Helpline on 01244 689949 or email mail@fwgroup-uk.com

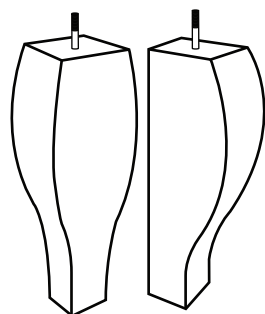
Fittings and parts checklist

Parts



A. Ottoman: x1

Fittings

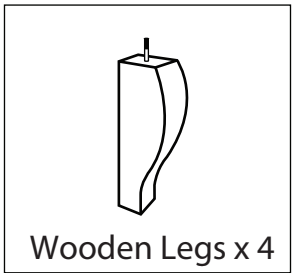
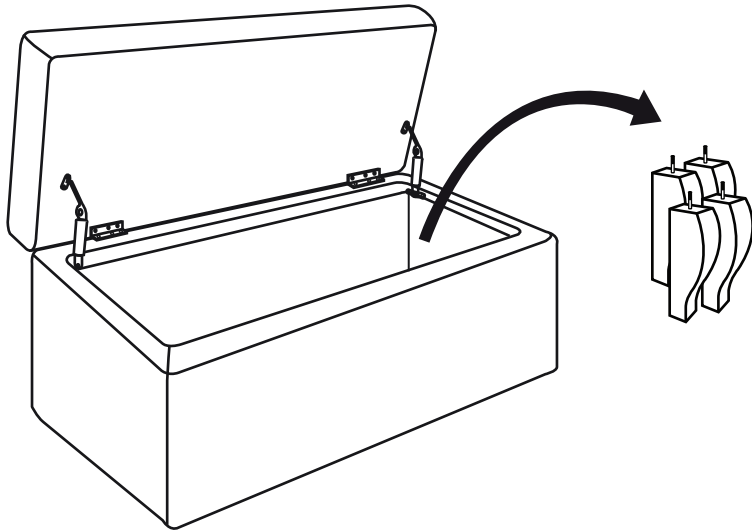


B. Wooden Legs: x4

Step by step assembly instructions

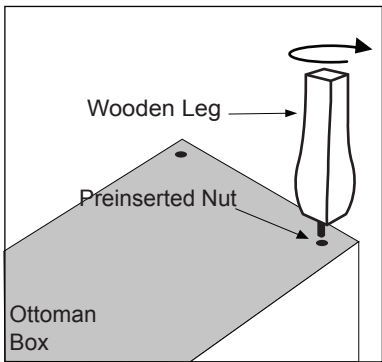
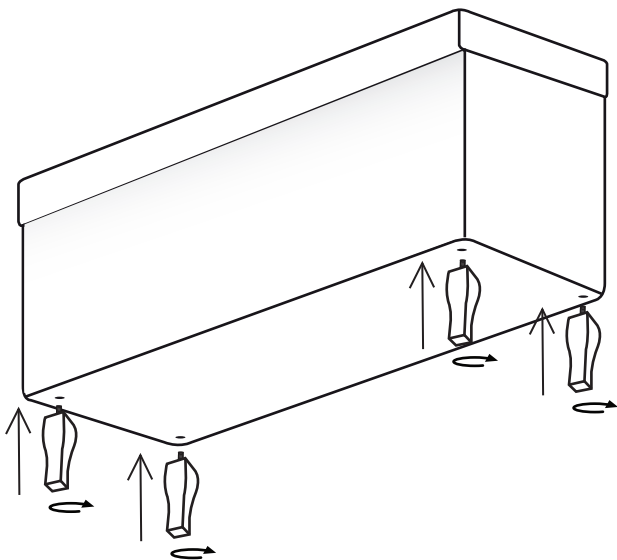
Step One

Open the Charlotte Ottoman and take out the wooden legs inside.



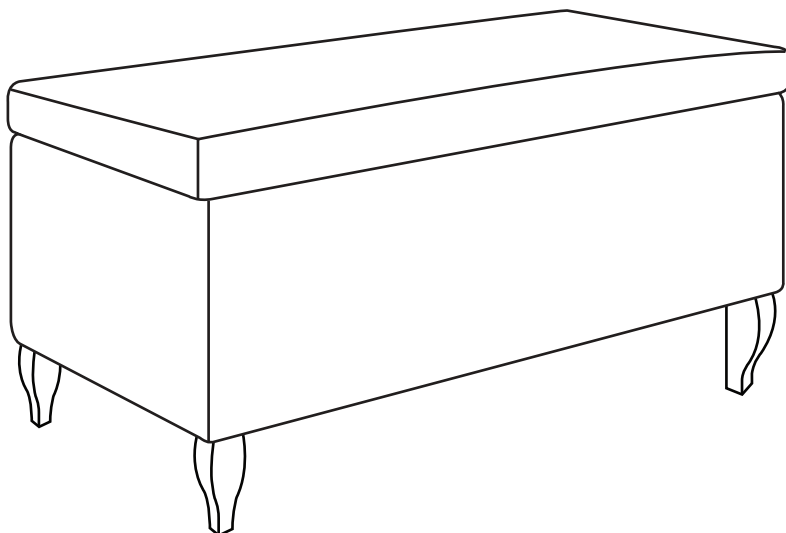
Step Two

Place Wooden Legs (B) over the holes in the underside of the ottoman as shown in the diagram below and twist them in tightly to secure in place.



Step Three

This Ottoman Box is ready to use.



Care and Maintenance

This Charlotte Ottoman should be cleaned using a soft damp cloth and dried immediately.

Do not use a very wet cloth or allow any liquid contact for a long period of time as this can permanently damage the surface.

Do not use detergents and do not rub as this can cause permanent damage.

Always protect your Ottoman from direct sunlight as this may accelerate the natural ongoing discolouration process.

The feet of the ottoman should be tightened regularly.

Please retain this information leaflet for future reference.

Safety Instructions

Never drag furniture when moving it. Always lift it.

Periodically check all fixings to ensure none have come loose and re-tighten where necessary.

Please take care when handling or moving the furniture as careless handling may cause damage or injury. Furniture can be dangerous if incorrectly installed. Any assembly should be carried out by a competent adult. No liability will be accepted for damage or injury caused by incorrectly installed or assembled furniture. During assembly, children should be kept away from the product due to possible risk of injury. Do not use this item if any components are missing or damaged.

It is recommended that care is taken when moving heavy objects to a new location to avoid personal injury or damage to the furniture. Please be careful to retain all fittings when doing this.

This product complies with BS EN 14749:2005.

If you require any additional information or have any issues with this product please call the John Lewis Helpline on 01244 689949 or email mail@fwgroup-uk.com

John Lewis Partnership 171 Victoria Street, London, SW1E 5NN.
www.johnlewis.com