

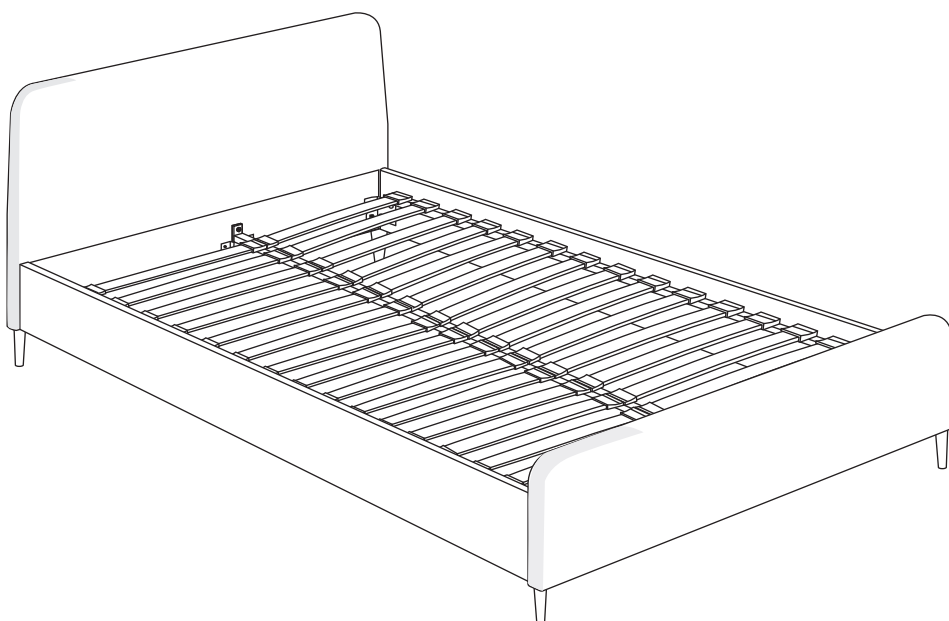
John Lewis

Bonn bed

Stock number small double: 803 51702

Stock number double: 803 51703

Stock number king: 803 51704



Small double H98 W131 D204cm

Double H98 W146 D204cm

King H98 W162 D214cm

Thank you for purchasing the Bonn bed. Please read the instructions and warnings carefully before use, to ensure safe and satisfactory operation of this product.

At John Lewis, we are committed to making great products possible.

From our in-house Design Team, to our Buyers, we work together to bring great design to life.

Our expert Product Technologists work collaboratively with our buyers and suppliers to assure the legality, safety and quality of the product we sell.

We are all committed to designing and developing products to the highest industry standards.

We hope you are happy with your product and welcome any feedback or comments you may have.

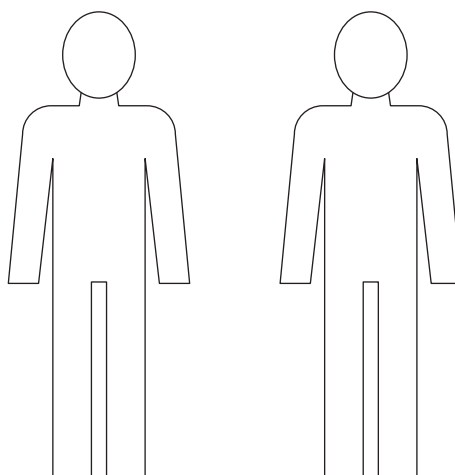
The John Lewis Team

No tools required

Time to assemble

40 Minutes

People to assemble



Important safety information

Warnings

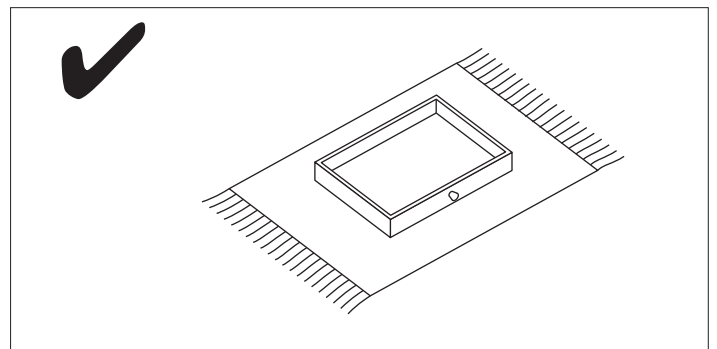
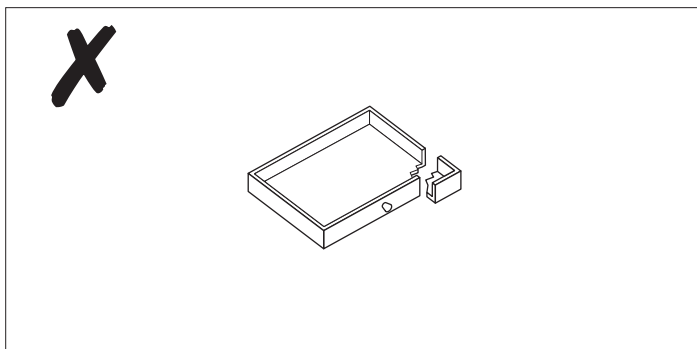
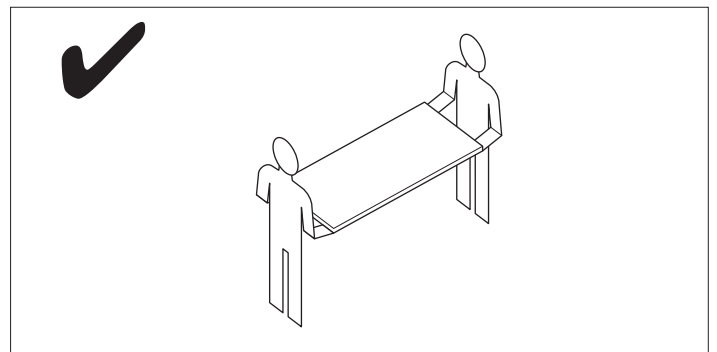
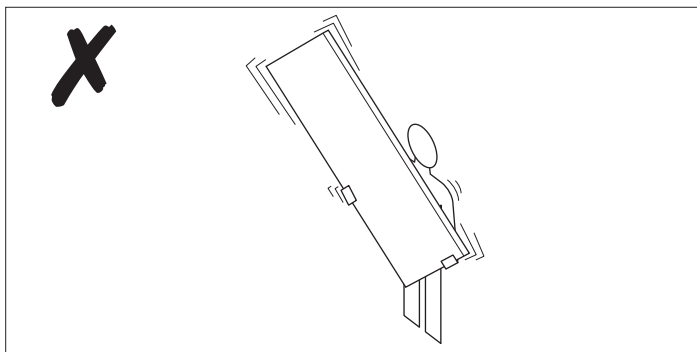
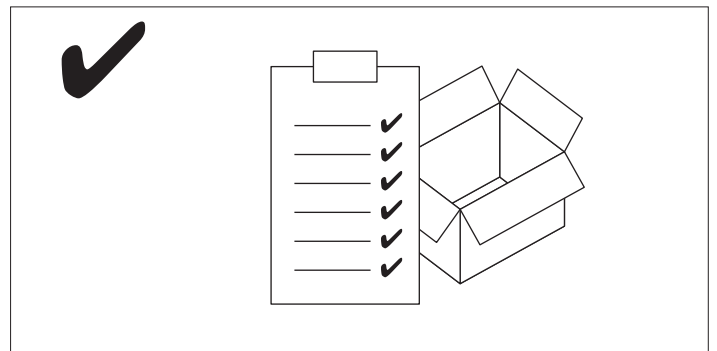
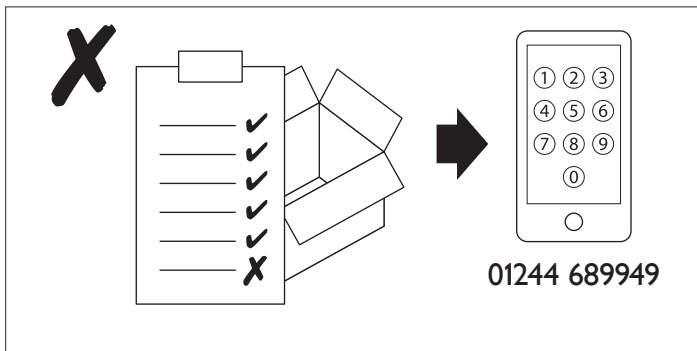
- ⚠ The product should only be used on firm, level ground.
- ⚠ Keep small parts out of reach of children.
- ⚠ Ensure the product is fully assembled as illustrated before use.

Do's

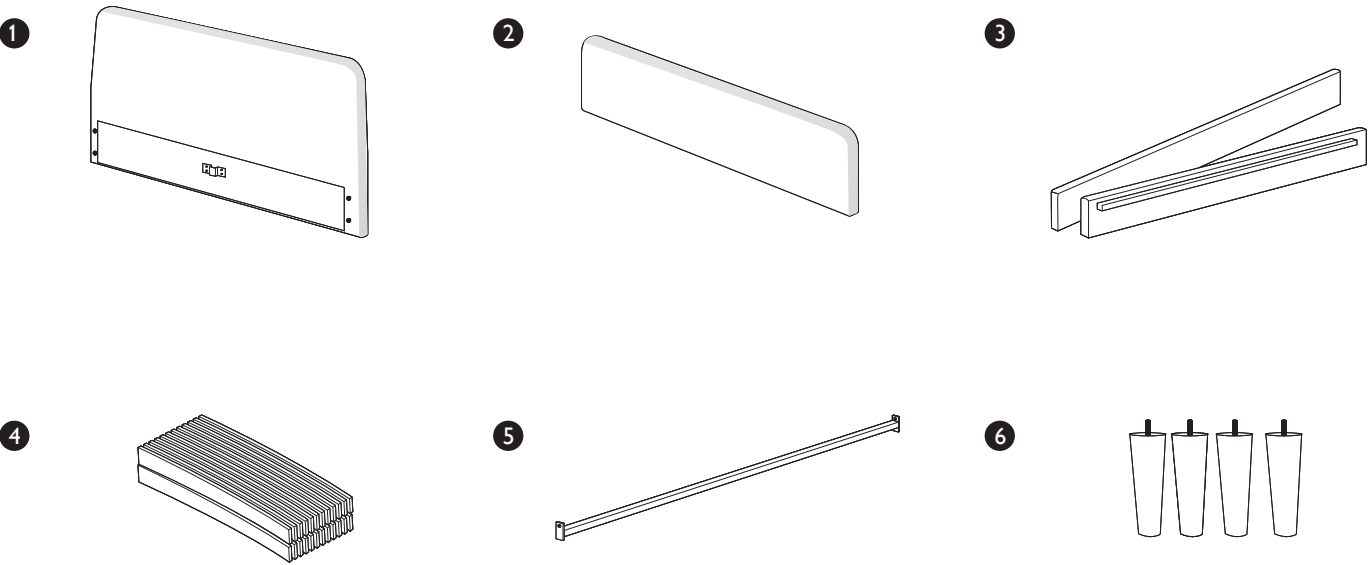
- ✓ Check the pack and make sure you have all the parts listed.
- ✓ Check all screws or bolts are tightened and inspect regularly.
- ✓ Make sure the legs remain in contact with the ground at all times.

Don'ts

- ✗ Do not over tighten screws or bolts.
- ✗ Do not stand on the product.
- ✗ Do not use power tools to construct as overtightening and panel failure may occur.

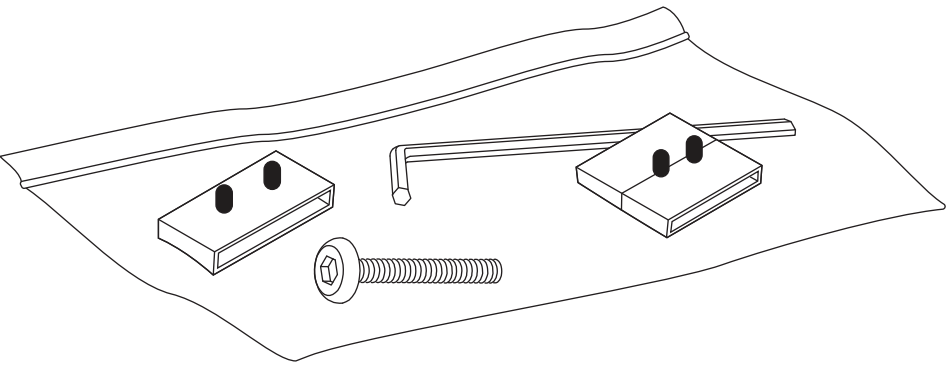


Your bed




Ref	Description	Qty
1	Headboard	1
2	Footboard	1
3	Side rails	2
4	Slats	30
5	Centre rail	1
6	Legs	4





Fixtures and fittings



Fixtures and fittings
supplied (actual size)

Ref	Description	Dimensions	Qty	<div>mm010203040506070</div> 
A	Bolt	M6 x 25mm	2	

Fixtures and fittings
supplied (not actual size)

Ref	Description	Dimensions	Qty	
B	M4 Allen key	M4	1	
C	M5 Allen key	M5	1	
D	Centre slat caps		15	
E	Side slat caps		30	

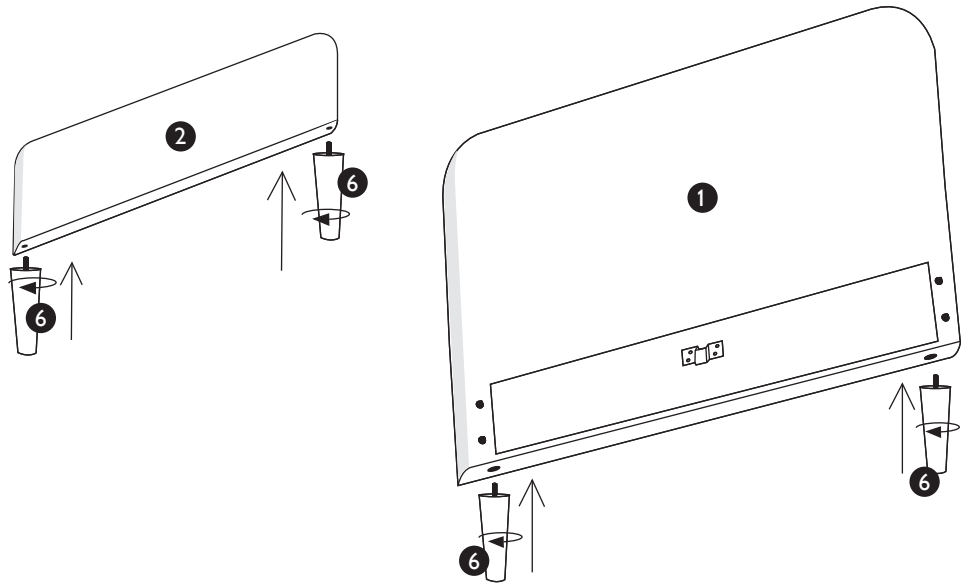
Product assembly

Bonn bed
803 51702
803 51703
803 51704

Step 1

Parts, fittings and tools

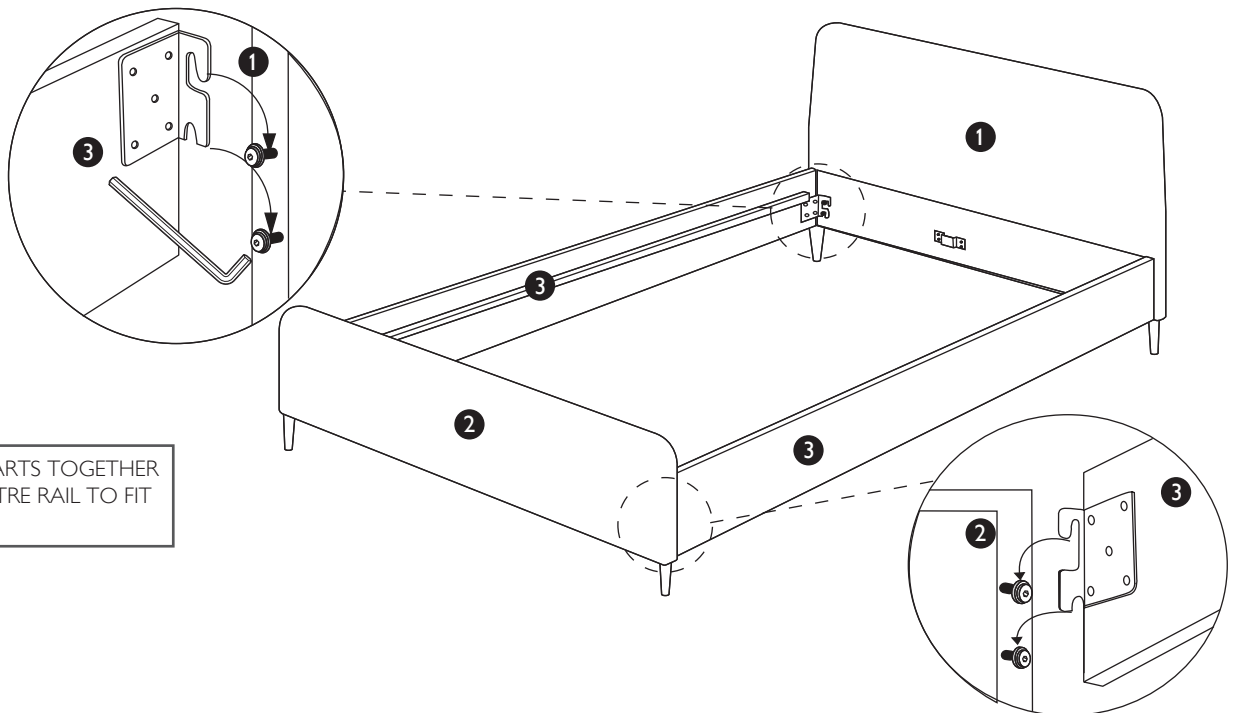
1 2 6



Step 2

Parts, fittings and tools

1 2 3 C



LOOSELY SECURE PARTS TOGETHER
IN ORDER FOR CENTRE RAIL TO FIT
IN STEP THREE

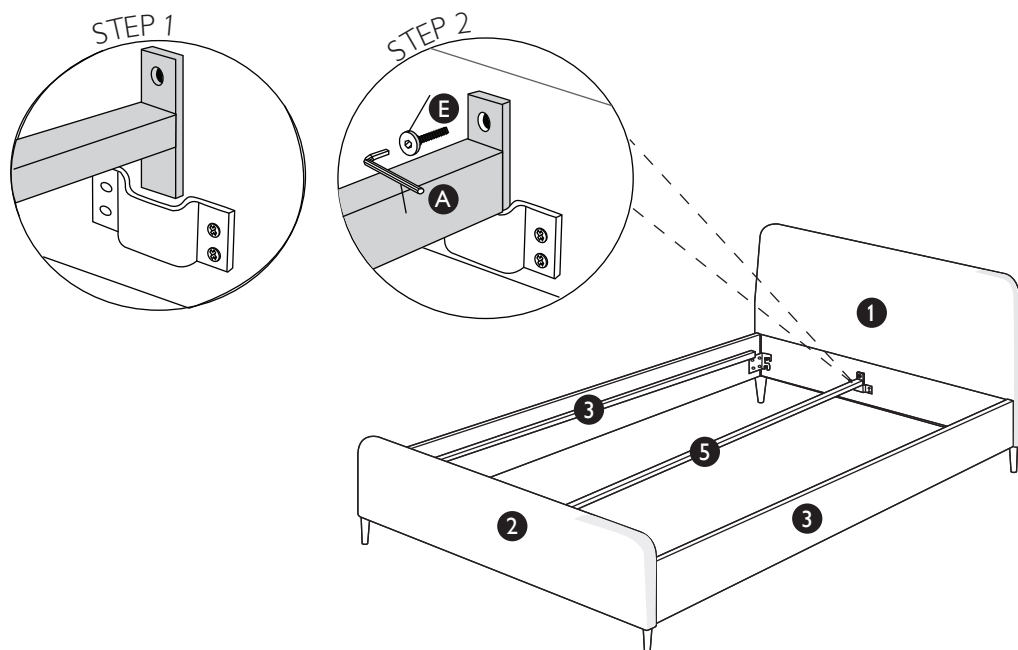
Step 3

Parts, fittings and tools

5 A B



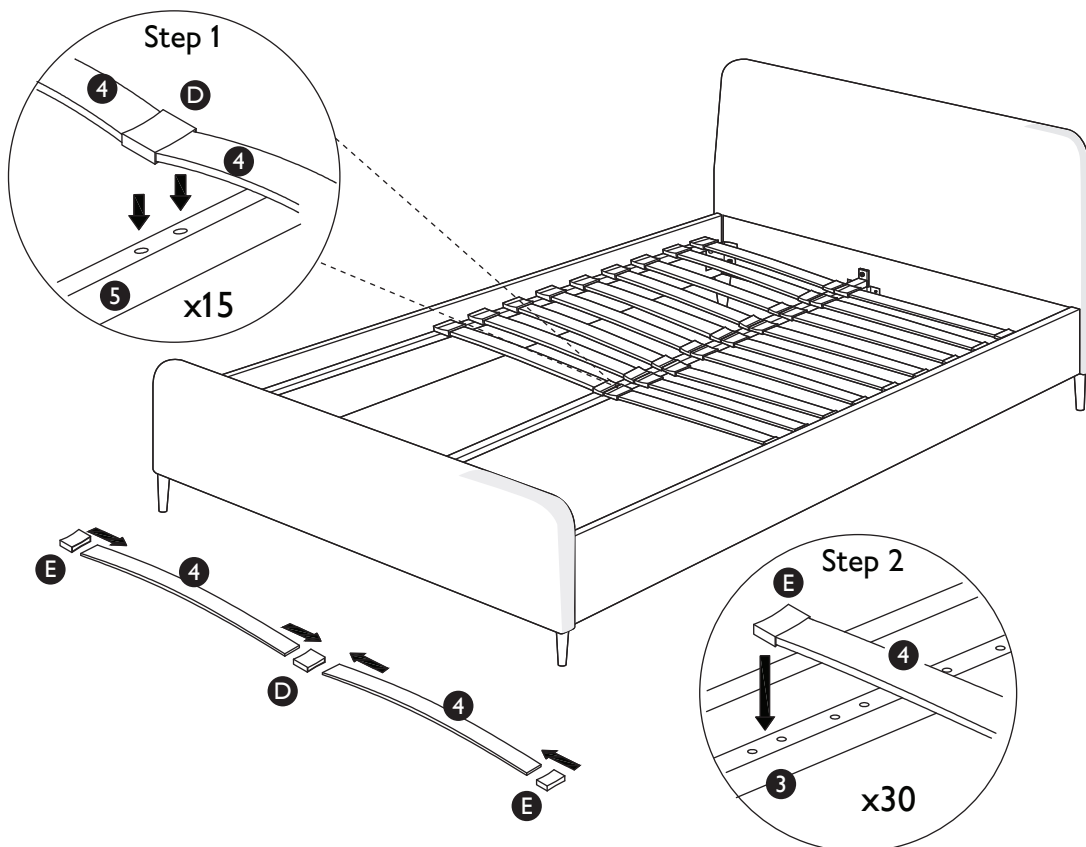
AFTER INSERTING CENTRE RAIL,
TIGHTEN ALL FIXINGS FULLY
INCLUDING BOLTS AT SIDE RAILS
(FROM STEP TWO)



Step 4

Parts, fittings and tools

4 D E



Bonn bed
803 51702
803 51703
803 51704

Step 5

Ready to use



Care guide

Care and maintenance

Fabric bedsteads

This bedstead should be cleaned using a soft, damp cloth and dried immediately. Do not use a very wet cloth or allow any liquid contact for a long period of time as this can permanently damage the surface.

Do not use detergents and do not rub as this can cause permanent damage.

Always protect your bed from direct sunlight as this may accelerate the natural on-going discolouration process.

Bolts holding together the bed frame should be tightened regularly.

Safety instructions

Never drag furniture when moving it. Always lift it.

Periodically check all fixings to ensure none have come loose and retighten when necessary.

Please take care when handling or moving the furniture as careless handling may cause damage or injury.

During assembly, children should be kept away from the product due to possible risk of injury.

Do not use this item if any components are missing or damaged.

Furniture can be dangerous if incorrectly installed. Assembly should be carried out by a competent person. No liability will be accepted for damage or injury caused by incorrectly installed or assembled furniture.

It is recommended that before moving heavy objects to a new location they are completely dis-assembled to avoid personal injury or damage to the furniture. Please be careful to retain all fittings when doing this.

This product complies with BS EN 1725:1998.

If you require any additional information or have any issues with this product please call the John Lewis helpline on 03456 049 049.

If you require spare parts or further technical assistance please call 01244 689949 or email mail@fwgroup-uk.com.

Retain these instructions for future reference.