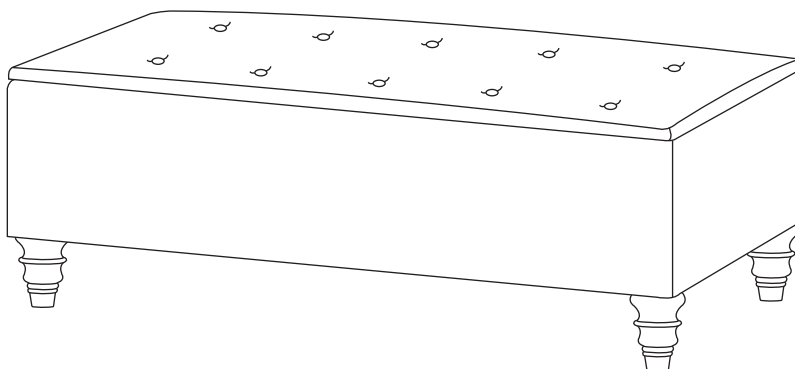


John Lewis

Rouen ottoman box

Stock number: 803 13909



H47 W131 D46cm

Thank you for purchasing the Rouen ottoman box. Please read the instructions and warnings carefully before use, to ensure safe and satisfactory operation of this product.

At John Lewis, we are committed to making great products possible.

From our in-house Design Team, to our Buyers, we work together to bring great design to life.

Our expert Product Technologists work collaboratively with our buyers and suppliers to assure the legality, safety and quality of the product we sell.

We are all committed to designing and developing products to the highest industry standards.

We hope you are happy with your product and welcome any feedback or comments you may have.

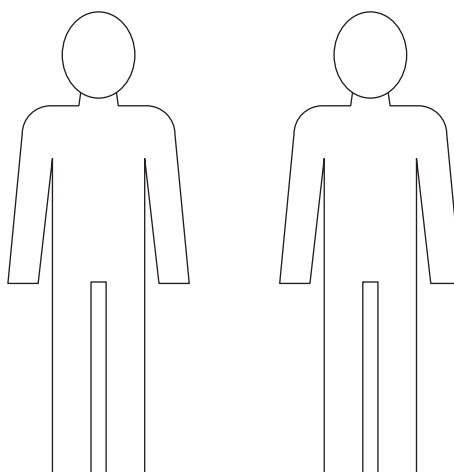
The John Lewis Team

No tools required

Time to assemble

15 Minutes

People to assemble



Important safety information

Warnings

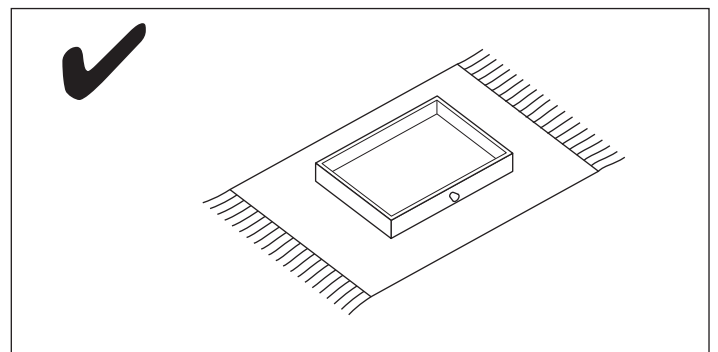
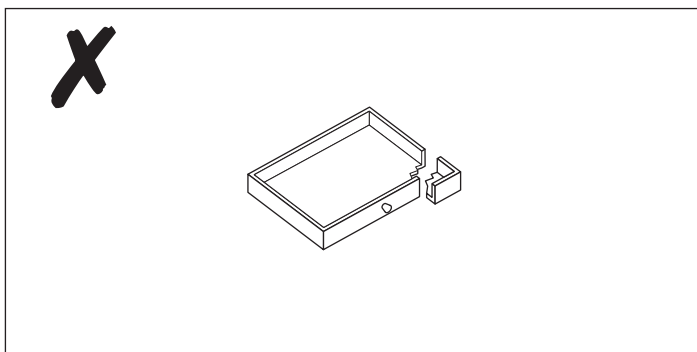
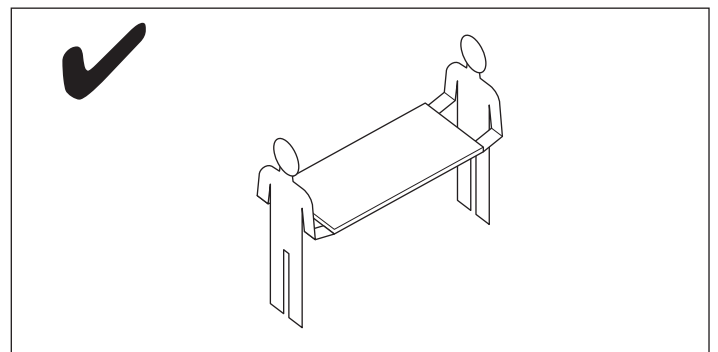
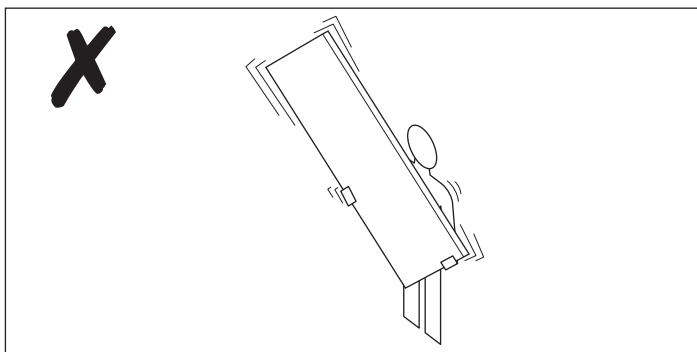
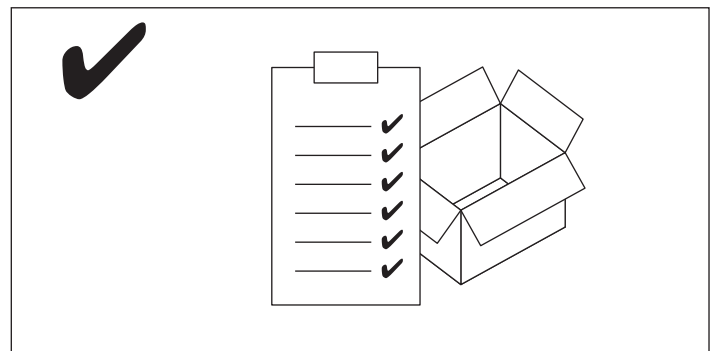
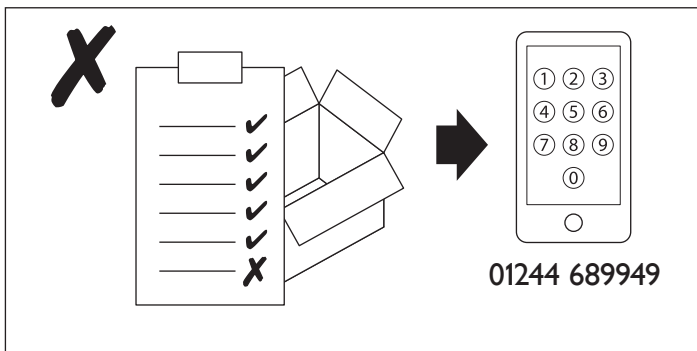
- ⚠ The product should only be used on firm, level ground.
- ⚠ Keep small parts out of reach of children.
- ⚠ Ensure the product is fully assembled as illustrated before use.

Do's

- ✓ Check the pack and make sure you have all the parts listed.
- ✓ Check all screws or bolts are tightened and inspect regularly.
- ✓ Make sure the legs remain in contact with the ground at all times.

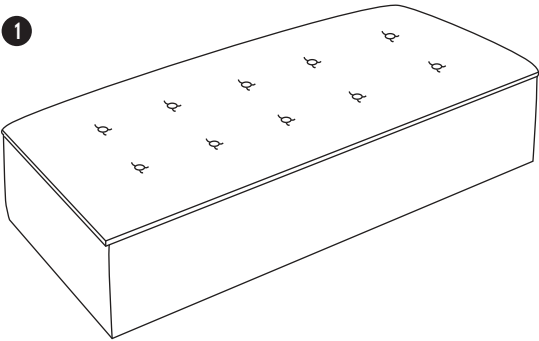
Don'ts

- ✗ Do not over tighten screws or bolts.
- ✗ Do not stand on the product.
- ✗ Do not use power tools to construct as overtightening and panel failure may occur.

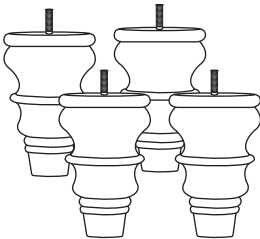


Your ottoman

1



2



Ref	Description	Qty
1	Ottoman	1
2	Legs	4

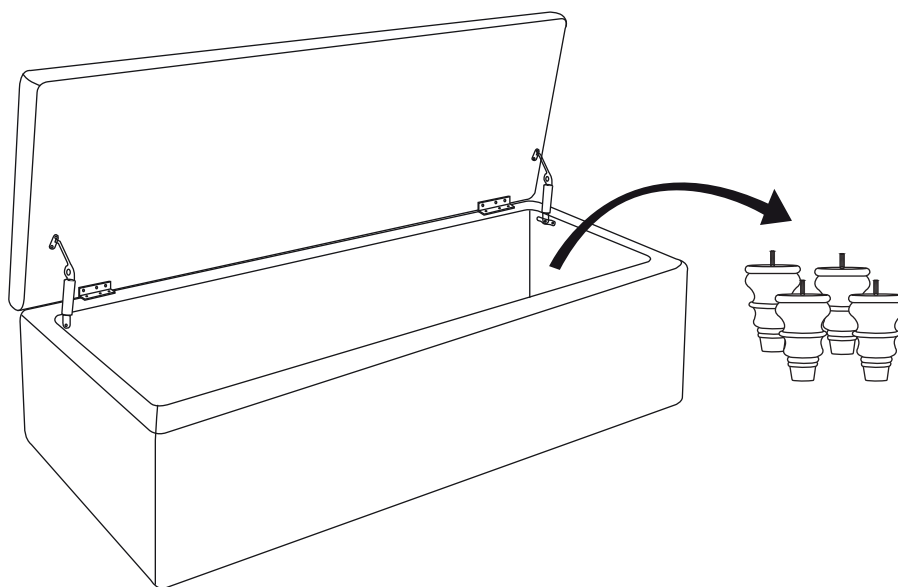
Product assembly

Rouen ottoman box
803 13909

Step 1

Parts, fittings and tools

1

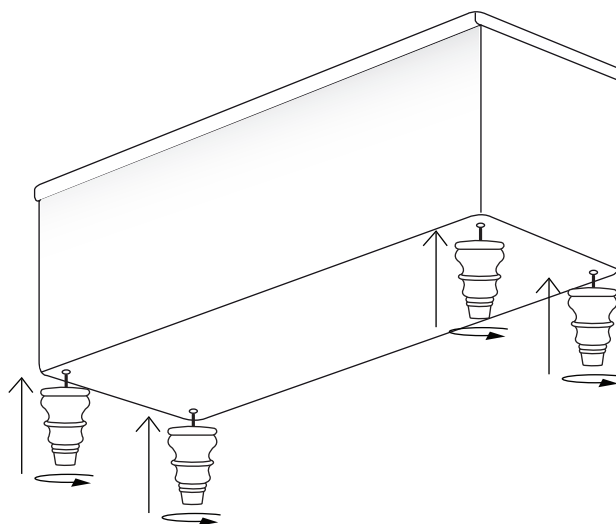


Step 2

Parts, fittings and tools

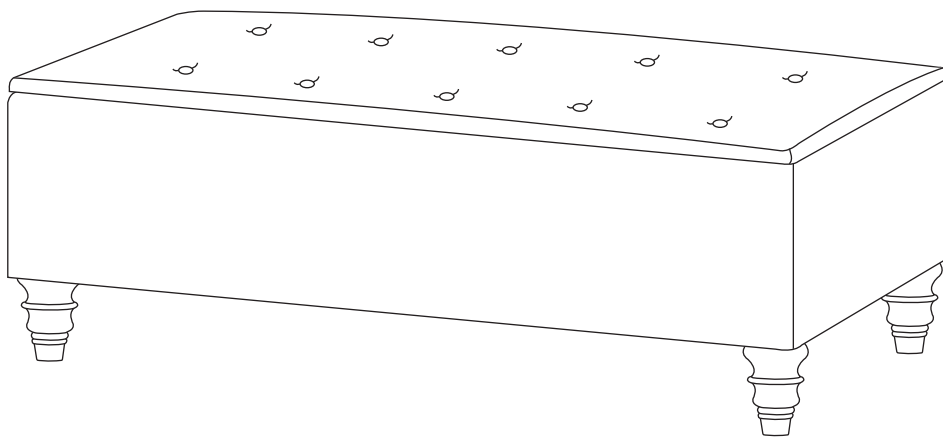
1

2



Step 3

Ready to use



Care guide

Care and maintenance

Fabric ottoman boxes

This ottoman box should be cleaned using a soft, damp cloth and dried immediately. Do not use a very wet cloth or allow any liquid contact for a long period of time as this can permanently damage the surface.

Do not use detergents and do not rub as this can cause permanent damage.

Always protect your ottoman box from direct sunlight as this may accelerate the natural on-going discolouration process.

The legs of the ottoman box should be tightened regularly.

Safety instructions

Never drag furniture when moving it. Always lift it.

Do not climb or stand inside the storage compartment.

Periodically check all fixings to ensure none have come loose and retighten when necessary.

Please take care when handling or moving the furniture as careless handling may cause damage or injury.

Furniture can be dangerous if incorrectly installed. Assembly should be carried out by a competent person. No liability will be accepted for damage or injury caused by incorrectly installed or assembled furniture.

During assembly children should be kept away from the product due to possible risk of injury.

Do not use this item if any components are missing or damaged.

This product complies with BS EN 14749:2016 and BS 4875-7:2006.

If you require any additional information or have any issues with this product please call the John Lewis helpline on 03456 049 049.

If you require spare parts or further technical assistance please call 01244 689949 or email mail@fwgroup-uk.com.

Retain these instructions for future reference.