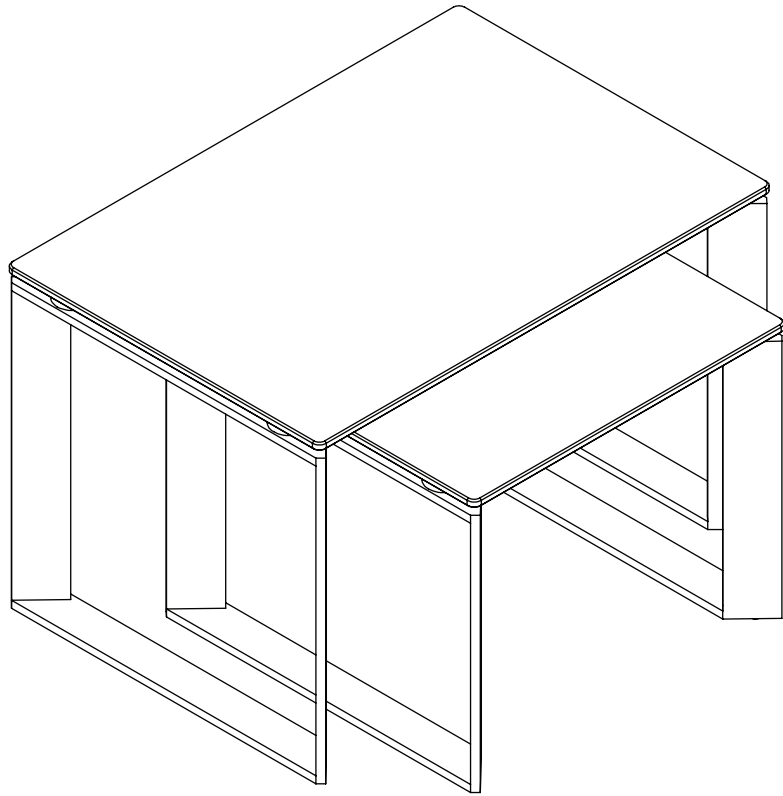


John Lewis

Tropez nest of two tables

Stock number: 862 25603



H43 W65 D45cm

Thank you for purchasing the Tropez nest of two tables. Please read the instructions and warnings carefully before use, to ensure safe and satisfactory operation of this product.

At John Lewis, we are committed to making great products possible.

From our in-house Design Team, to our Buyers, we work together to bring great design to life.

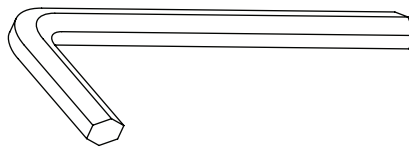
Our expert Product Technologists work collaboratively with our buyers and suppliers to ensure the legality, safety and quality of the product we sell.

We are all committed to designing and developing products to the highest industry standards.

We hope you are happy with your product and welcome any feedback or comments you may have.

The John Lewis Team

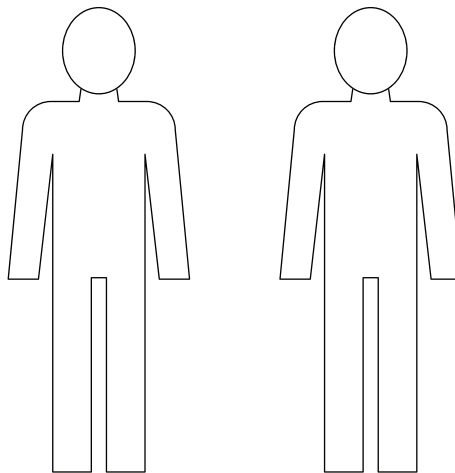
Tools required



Time to assemble

30 mins

People to assemble



Important safety information

Warnings

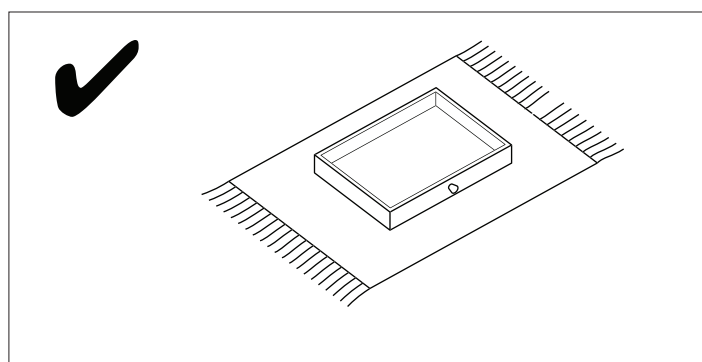
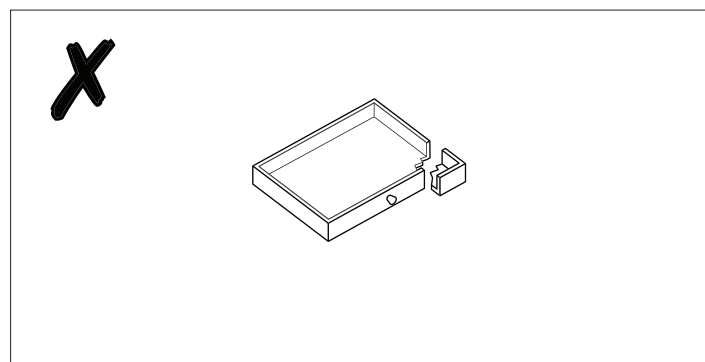
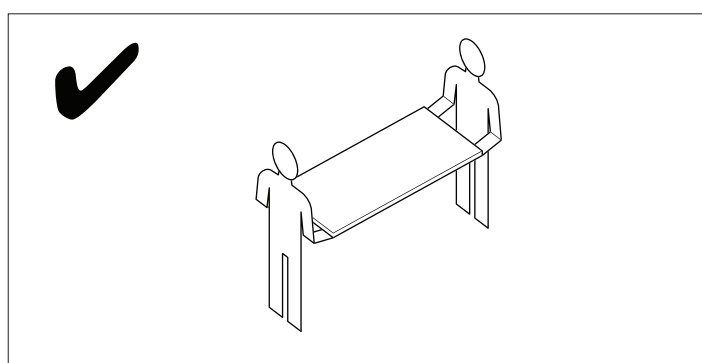
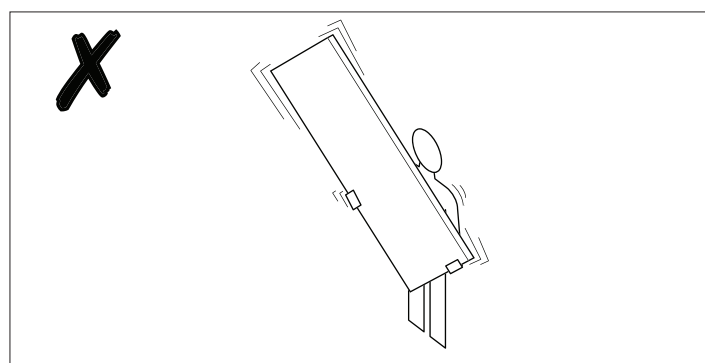
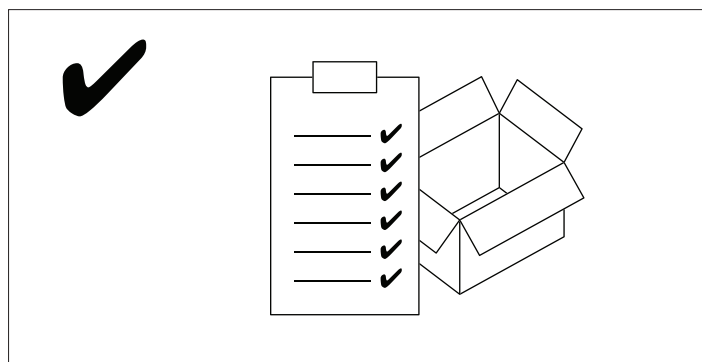
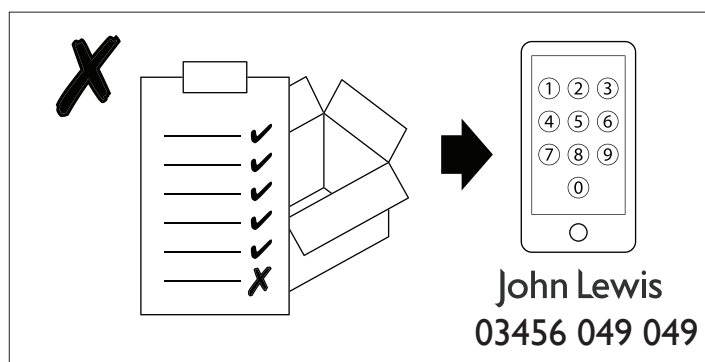
- ⚠ The product should only be used on firm, level ground.
- ⚠ Keep small parts out of reach of children.
- ⚠ Ensure the product is fully assembled as illustrated before use.

Do's

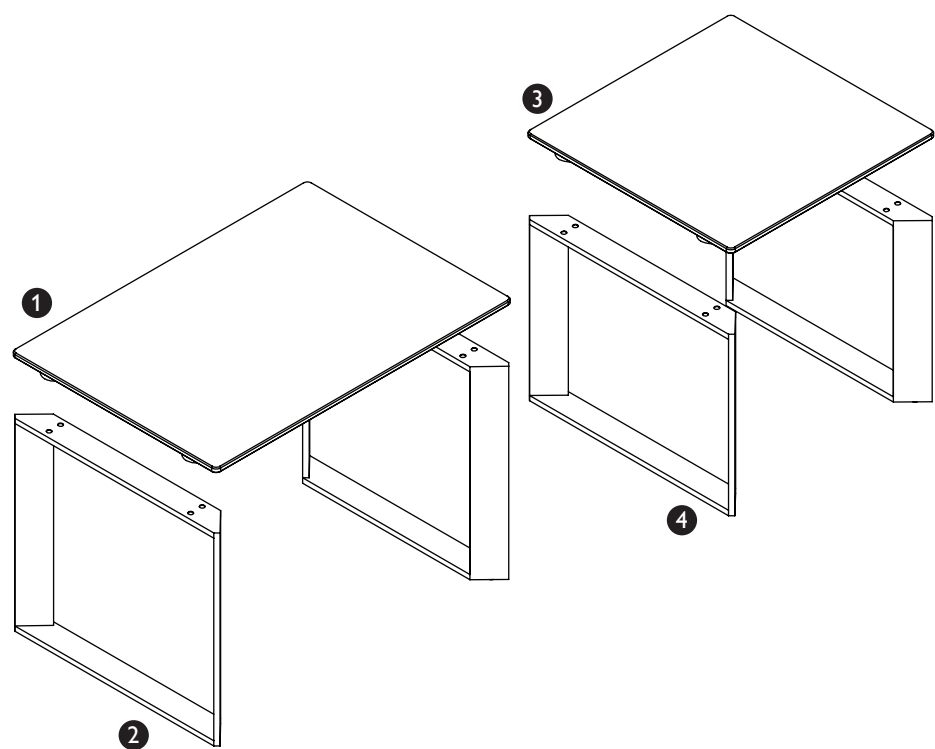
- ✓ Check the pack and make sure you have all the parts listed.
- ✓ Check all screws or bolts are tightened and inspect regularly.
- ✓ Make sure the legs remain in contact with the ground at all times.

Don'ts

- ✗ Do not over tighten screws or bolts.
- ✗ Do not stand on the product.
- ✗ Do not use power tools to construct as overtightening and panel failure may occur.

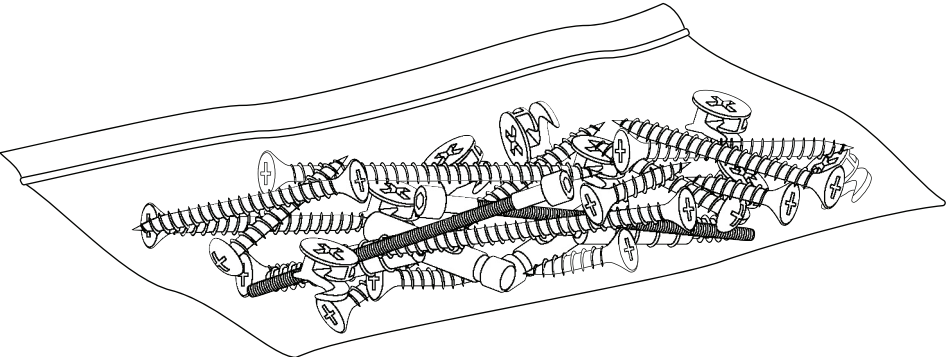


Your Tables



Ref	Description	Dimensions	Qty
❶	Top 1	65cm x 45cm x 1cm	1
❷	Leg 1	41cm x 45cm x 5cm	2
❸	Top 2	45cm x 45cm x 1cm	1
❹	Leg 2	35cm x 45cm x 5cm	2

Fixtures and fittings



Fixtures and fittings
supplied (actual size)

Ref	Description	Dimensions	Qty	<div>mm010203040506070</div>
A	Allen bolt	M8 x 15mm	16	

Fixtures and fittings
supplied (not actual size)

Ref	Description	Dimensions	Qty	
B	Allen key	#5	1	

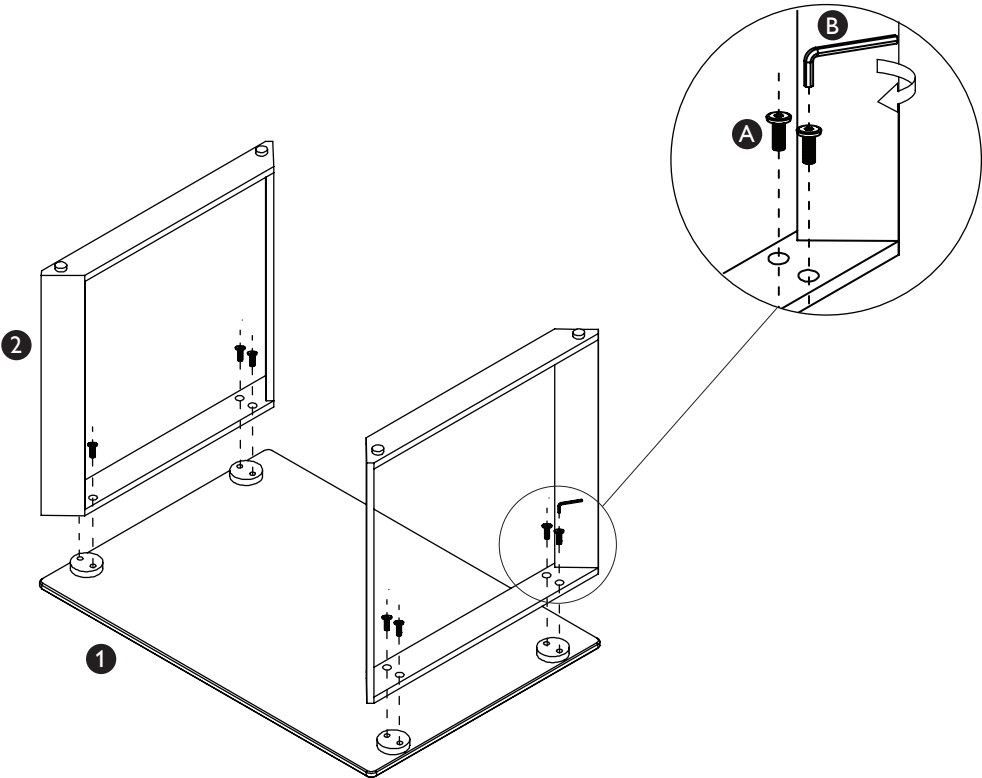
Product assembly

Tropez nest of two tables
862 25603

Step 1

Parts, fittings and tools

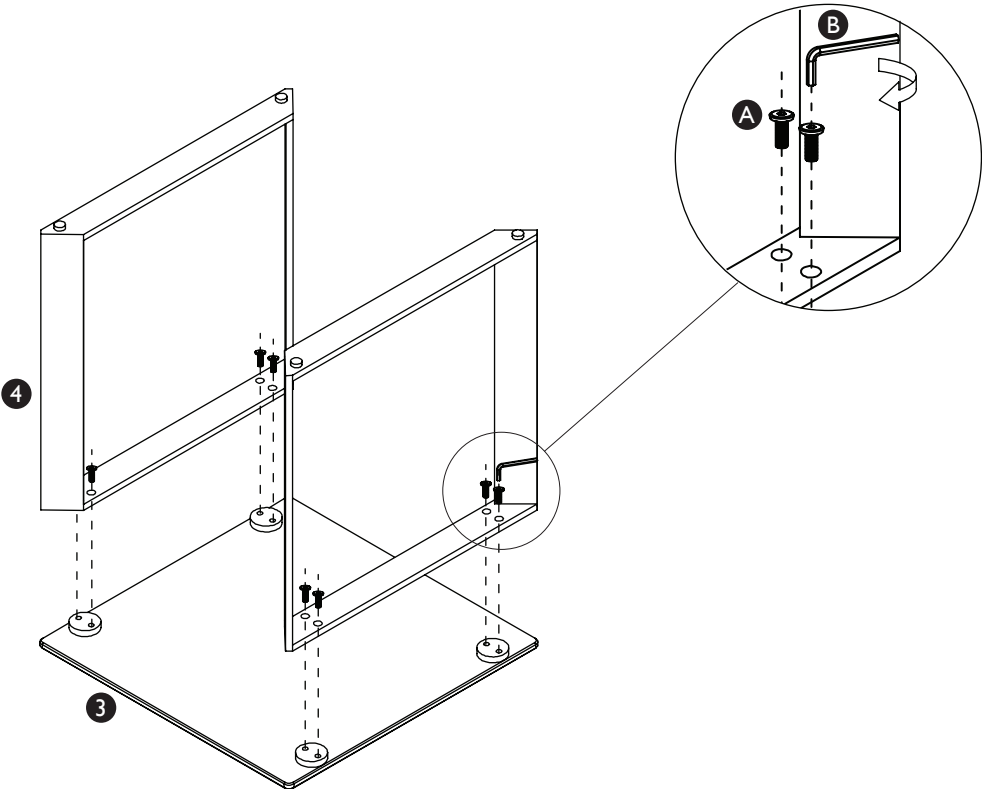
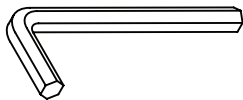
1 2 A B



Step 2

Parts, fittings and tools

3 4 A B

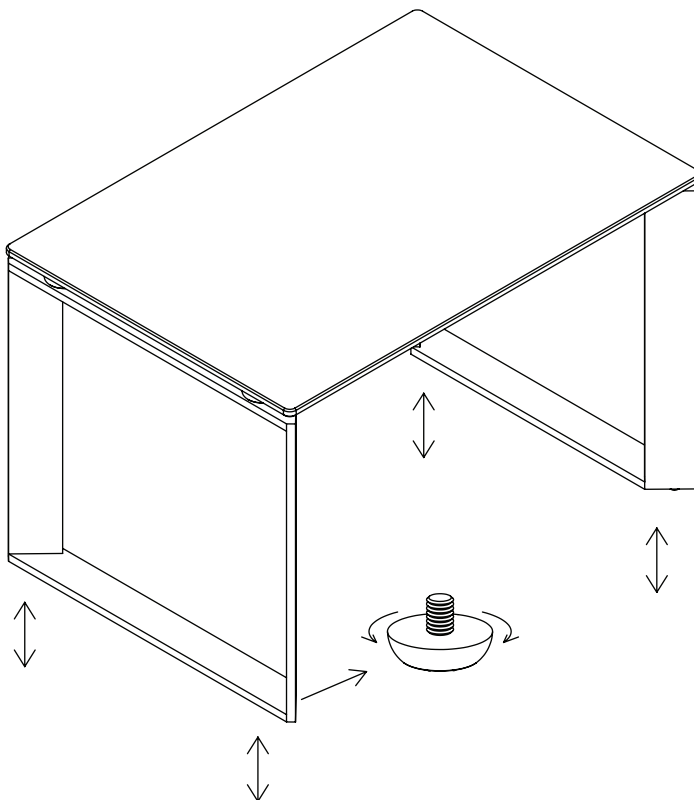


Product assembly

Tropez nest of two tables
862 25603

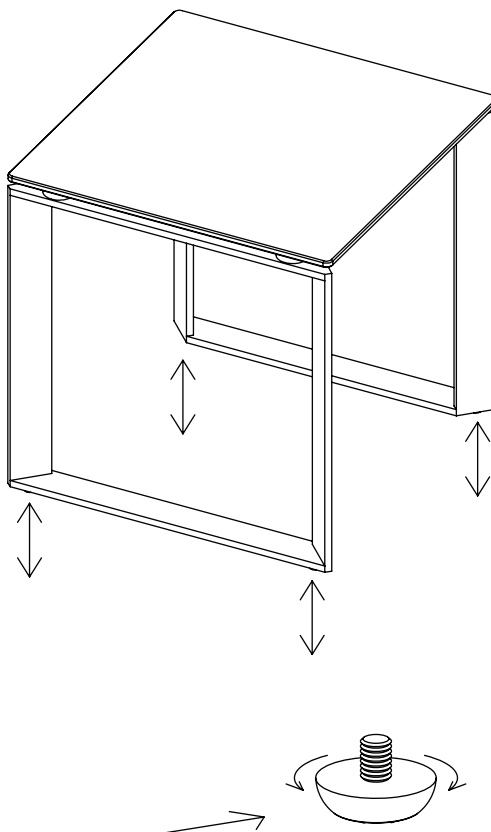
Step 3

Parts, fittings and tools



Step 4

Parts, fittings and tools



Care guide

Care and maintenance

How to care for your glass and metal furniture

For glass elements use glass cleaner or soapy water for cleaning, do not use anything abrasive as this may damage the surface of the product. **Note: Glass can scratch in normal use therefore please protect surfaces from scratches and marks by using mats and coasters.**

Protect the metal elements from spillage, sunlight and heat. A slightly damp cloth is the best cleaning agent for the material. Dry and polish with a non abrasive soft cloth.

Do not use any abrasive cleaner or harsh detergent on the metal elements as this can damage the surface. Avoid spilling or dropping crumbs of food with a high fat content on the surface as this can permanently mark the metal.

Safety instructions

Never drag furniture when moving it, always lift it.

Periodically check all fixings to ensure none have come loose and retighten when necessary.

Please take care when handling or moving the furniture as careless handling may cause damage or injury.

Furniture can be dangerous if incorrectly installed. Assembly should be carried out by a competent person. No liability will be accepted for damage or injury caused by incorrectly installed or assembled furniture.

It is recommended that before moving heavy objects to a new location they are completely dis-assembled to avoid personal injury or damage to the furniture. Please be careful to retain all fittings when doing this.

Glass furniture warning

Do not place very hot or very cold items glass surface(s) unless adequately thick table mats are used to prevent such items from coming into contact with the glass.

Do not sit or stand upon glass surface(s)

Do not use the glass as a chopping surface. Do not strike the glass with hard or pointed items.

Tempered glass is designed to break into very small fragments for customer safety. On very rare occasions including when not in direct use, glass can break for the following reasons:-Surface damage and scratches (protect the surface with mats during use). Please take extra care to ensure no heavy or sharp objects impact this product. -Extremes of temperature. Avoid areas where the item can become very hot and cold.

Retain these instructions for future reference.

Your feedback is very important to us and we would love to hear your comments on your new furniture. Please visit our website to leave a review. Thank you.