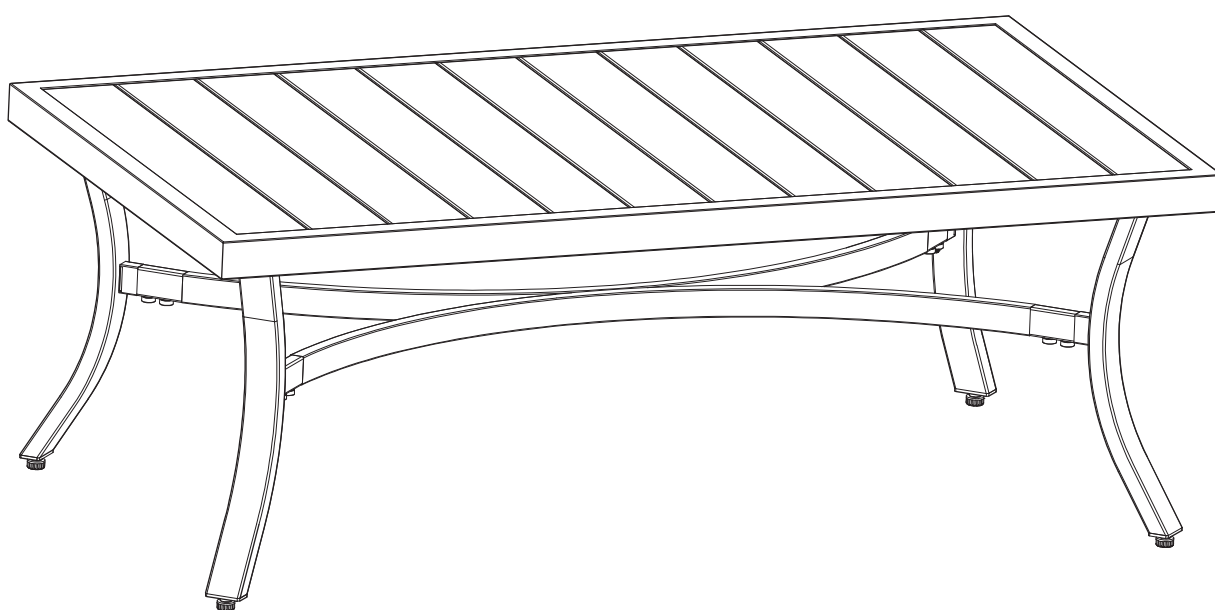


Marlow aluminium lounge set –coffee table

Stock number: 820024 | 2



H40 W60 D109 cm

Thank you for purchasing the Marlow aluminium lounge set –coffee table. Please read the instructions and warnings carefully before use, to ensure safe and satisfactory operation of this product.

At John Lewis, we are committed to making great products possible.

From our outdoor furniture design Team, to our Buyers, we work together to bring great design to life.

Our expert Product Technologists work collaboratively with our buyers and suppliers to assure the legality, safety and quality of the product we sell.

We are all committed to designing and developing products to the highest industry standards.

We hope you are happy with your product and welcome any feedback or comments you may have.

The John Lewis Team

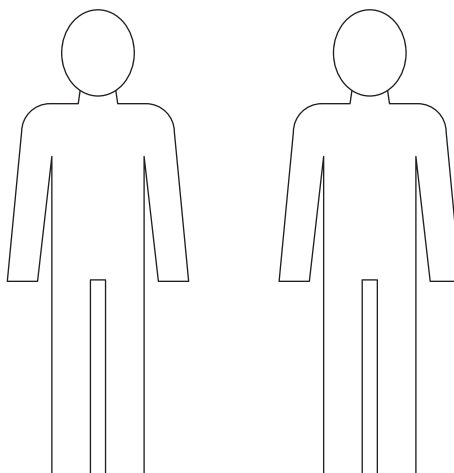
Tools required



Time to assemble

15 Mins

People to assemble



Important safety information

Warnings

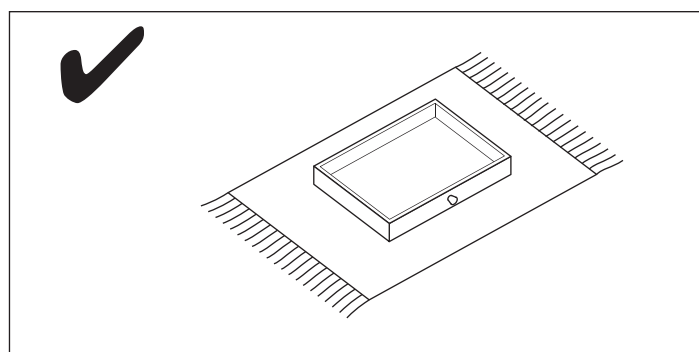
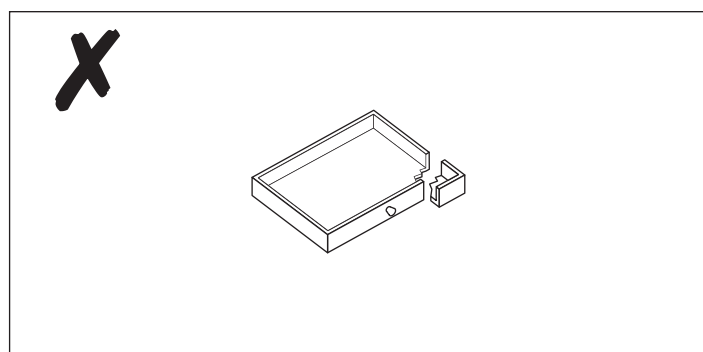
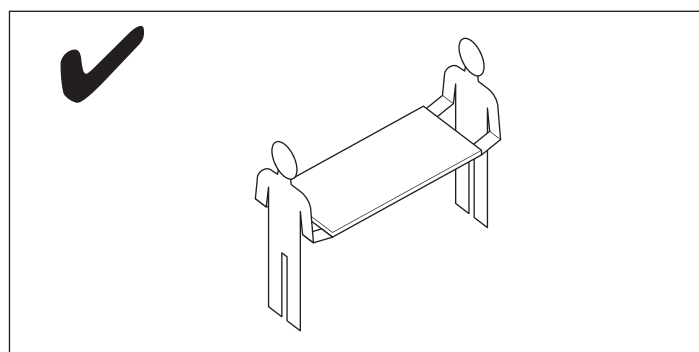
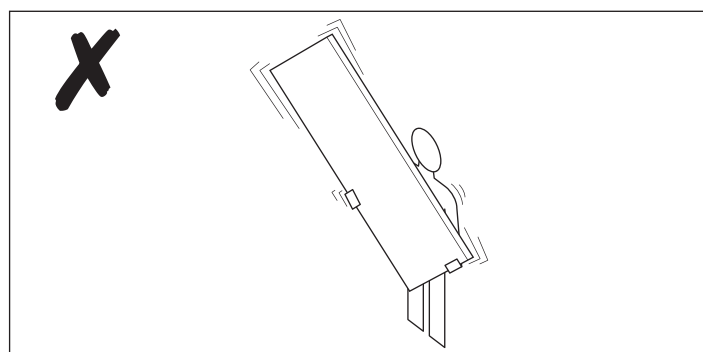
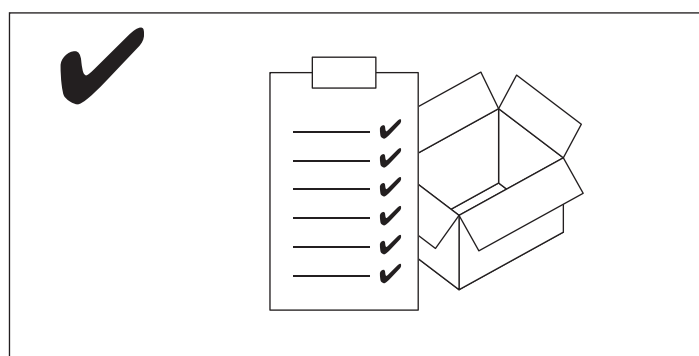
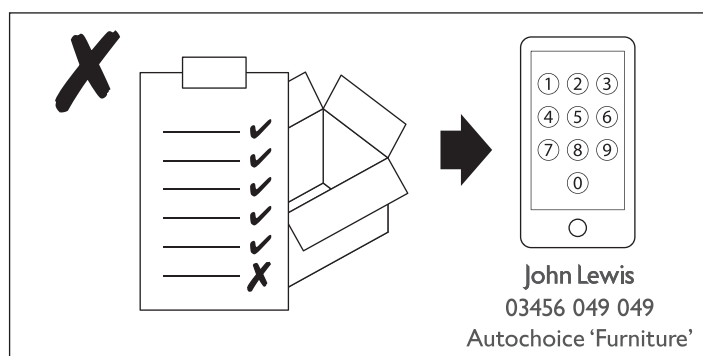
- ⚠ The product should only be used on firm, level ground.
- ⚠ Keep small parts out of reach of children.
- ⚠ Ensure the product is fully assembled as illustrated before use.

Do's

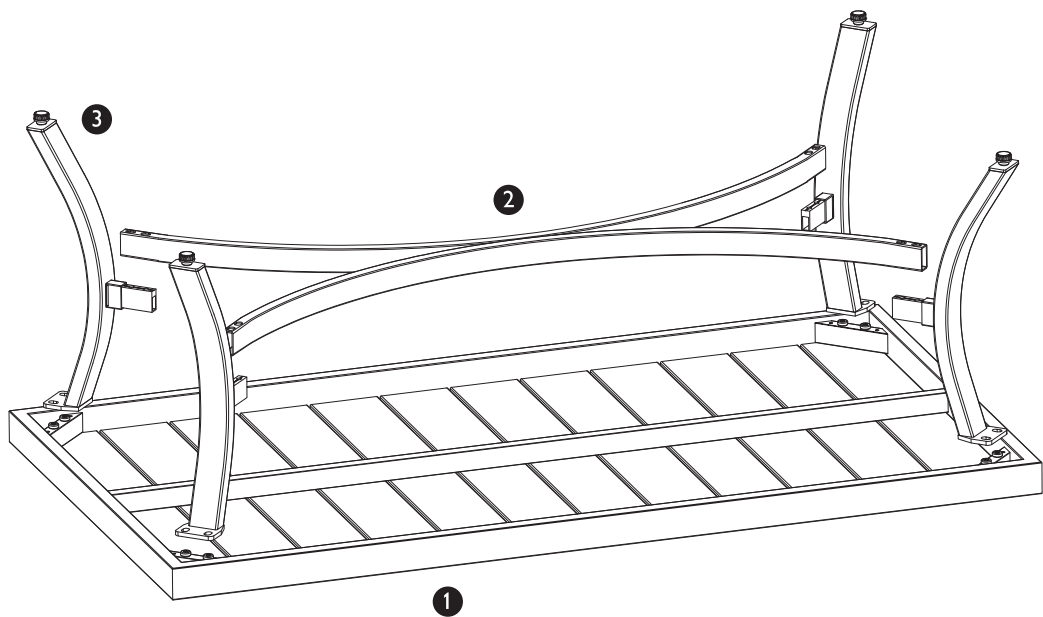
- ✓ Check the pack and make sure you have all the parts listed.
- ✓ Check all screws or bolts are tightened and inspect regularly.
- ✓ Make sure the legs remain in contact with the ground at all times.

Don'ts

- ✗ Do not over tighten screws or bolts.
- ✗ Do not stand on the product.
- ✗ Do not use power tools to construct as overtightening and panel failure may occur.



Your coffee table

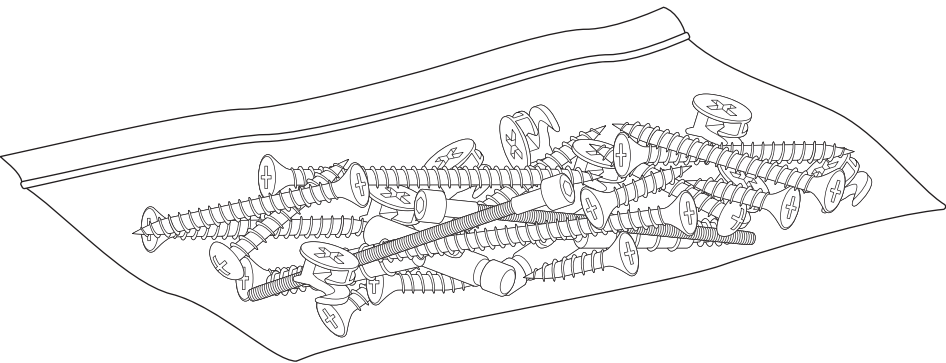


Ref	Description	Dimensions	Qty
1	Table top	1090x600mm	1
2	Leg frame	886x394mm	1
3	Leg frame	362x157mm	4


Internal dimensions

Stock number: 82002412
Coffee table overall size: H40 W60 D109 cm




Fixtures and fittings



Fixtures and fittings
supplied (actual size)

Ref	Description	Dimensions	Qty	<div>mm010203040506070</div>
A	Screw	6mmx16mm	16	

Fixtures and fittings
supplied (not actual size)

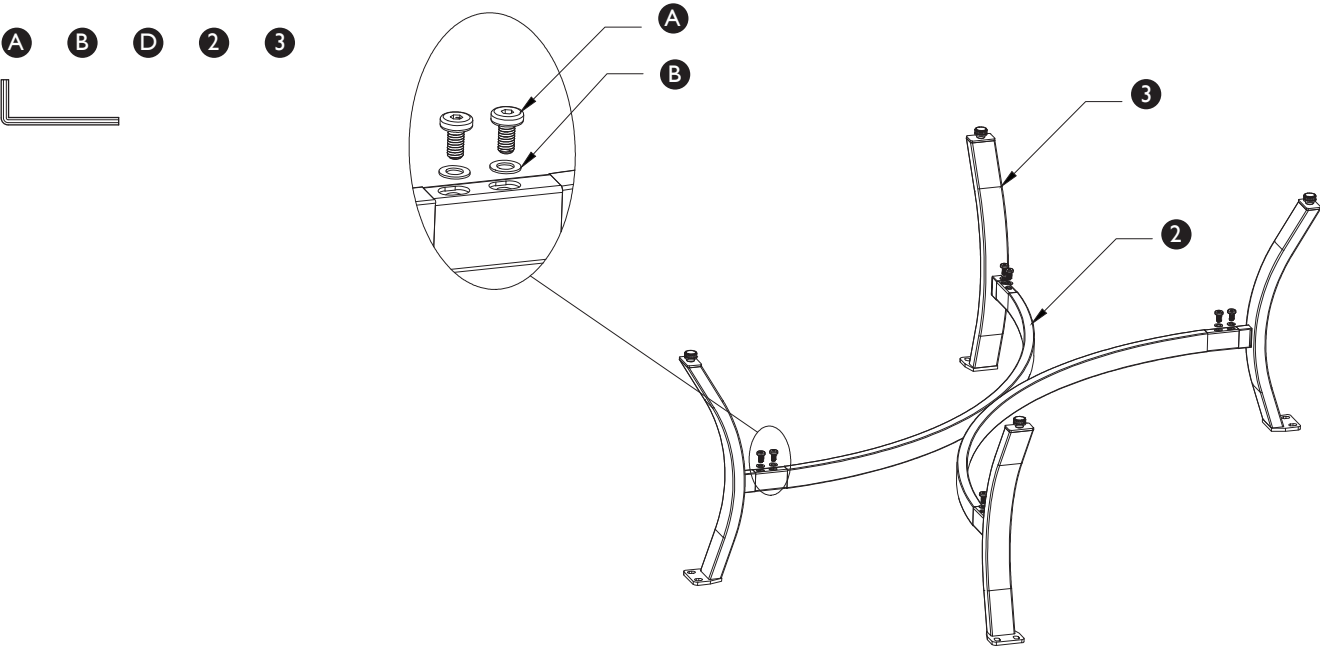
Ref	Description	Dimensions	Qty	
B	Washer	11.5x0.8mm	16	
C	Screw cover	D15x6mm	16	
D	Allen Key		1	

Product assembly

Marlow aluminium lounge set –coffee table
82002412

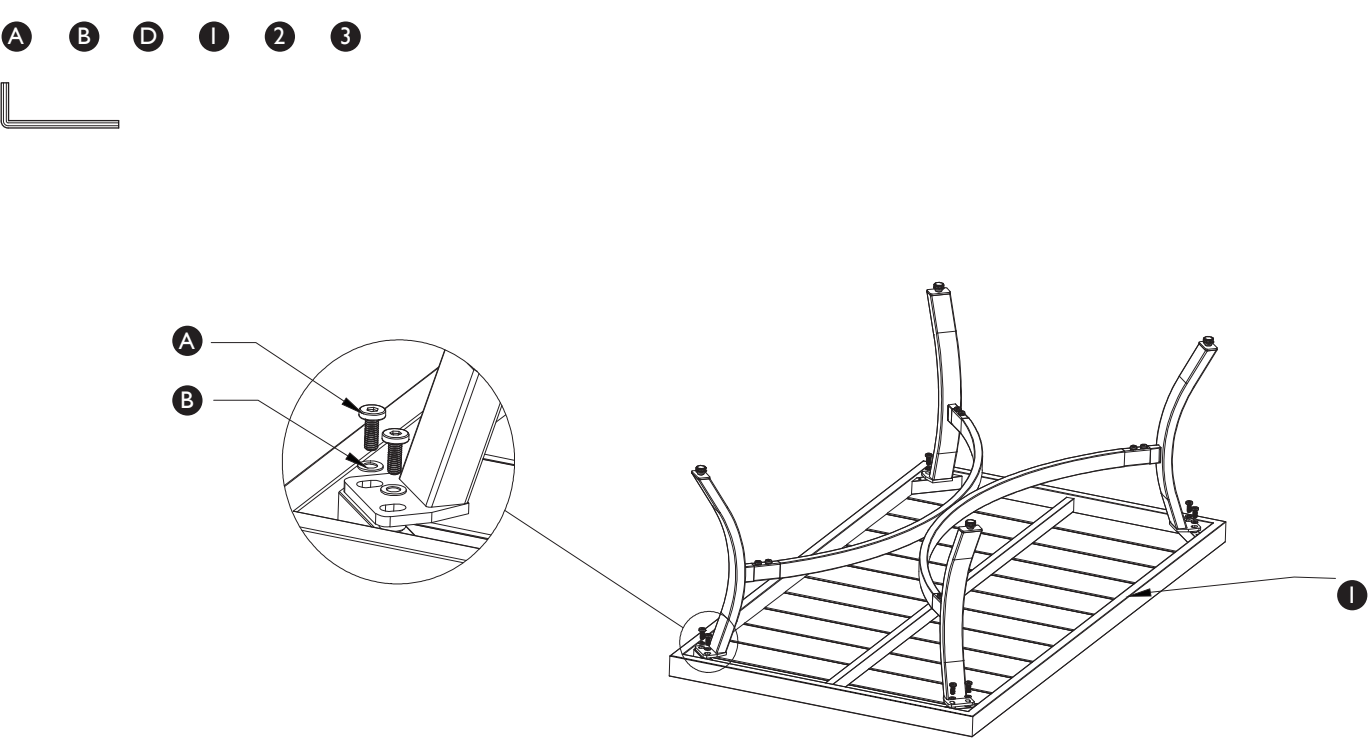
Step 1

Parts, fittings and tools



Step 2

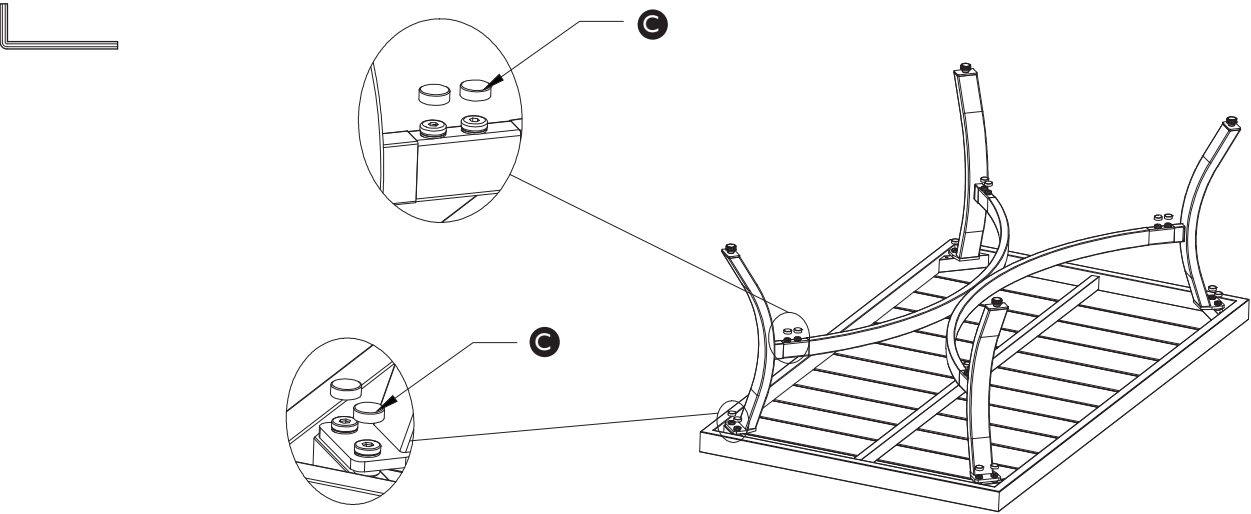
Parts, fittings and tools



Step 3

Parts, fittings and tools


- A
- B
- C
- D
- I
- 2
- 3



Step 4 Final assembly

Parts, fittings and tools

- I
- 2
- 3



Turn over the coffee table and now the table is ready to use.

Care guide

Care and Maintenance

Do not use a wire brush when removing dirt from this item as it may damage the paint leaving the surface open to corrosion.

To extend the product life and appearance it is advisable to store the furniture in a cool dry place over winter. Ensure that the furniture is clean and completely dry before putting into storage. Do NOT enclose the product in a plastic or other non-permeable material as this creates moisture.

Safety Instructions

Never drag furniture when moving it, always lift it.

Periodically check all fixings to ensure none have come loose and re-tighten where necessary.

Please take care when handling or moving the furniture as careless handling may cause damage or injury.

This furniture has been designed for domestic use only.

Do not use the table as a ladder.

Furniture can be dangerous if incorrectly installed. Assembly should be carried out by a competent person. No liability will be accepted for damage or injury caused by incorrectly installed or assembled furniture.

PLEASE RETAIN THIS INFORMATION LEAFLET FOR FUTURE REFERENCE