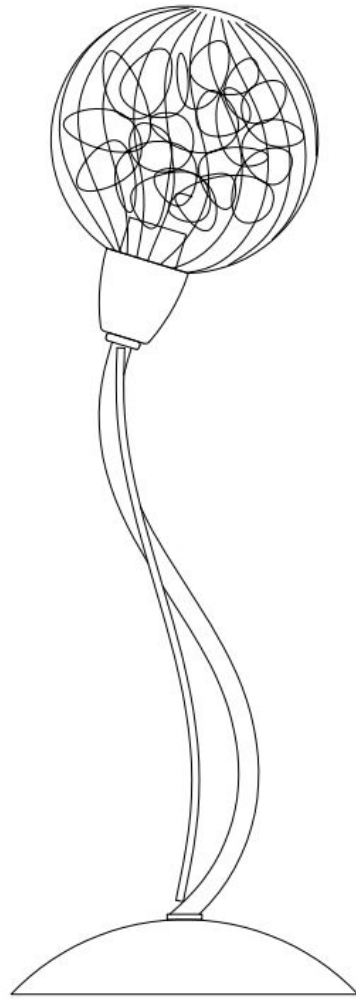



John Lewis

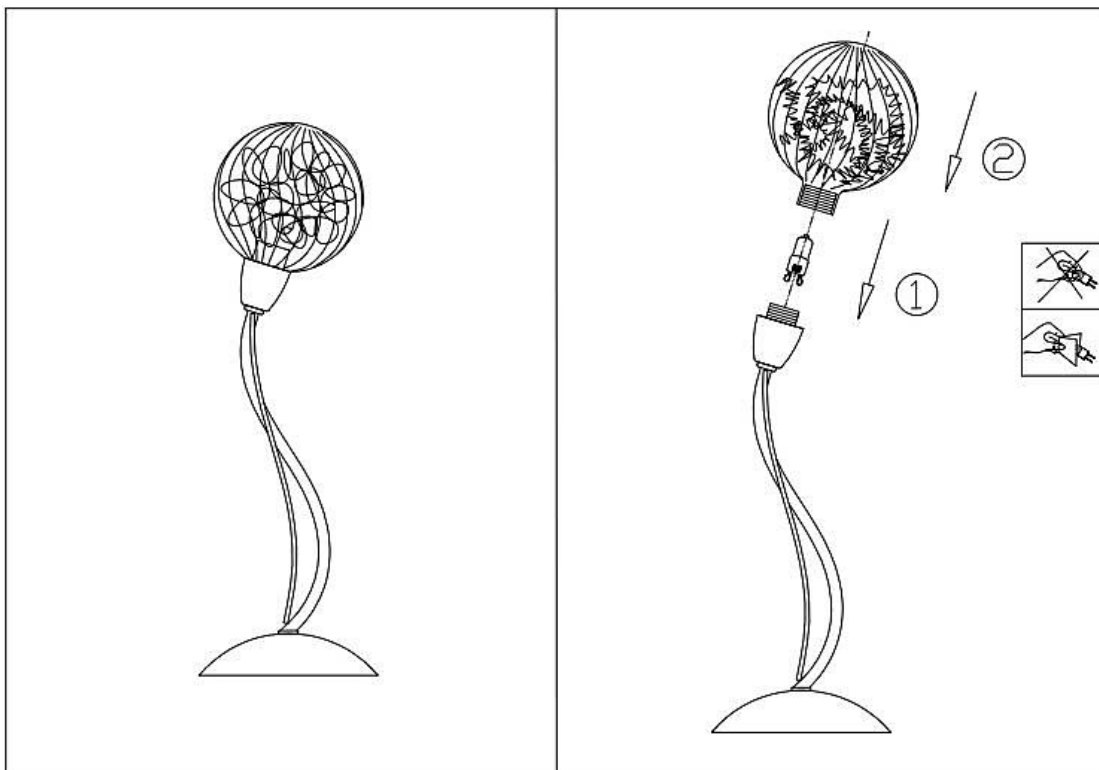
**User manual**  
Robertson  
Table lamp



Thank you for purchasing this Robertson table lamp. Please read the instructions carefully before use to ensure safe and satisfactory operation of this product.

### Warnings!

- ❖ Always use the correct bulb type with the correct wattage as indicated in the specification table. Never exceed the Max. power rating. When changing a bulb always switch off at the mains first and allow the bulb to cool down before handling. Dispose of used bulbs carefully. The bulb and surrounding parts can become extremely hot during use.
- ❖ The supply cable runs through the inside of this product. Take care not to place undue stress on the cable whilst unpacking to prevent the possibility of a poor connection.
- ❖ If you are in any doubt consult a person competent to give advice on the assembly of electrical equipment.
- ❖ If the external flexible cable of the lamp is damaged it shall be exclusively replaced by the manufacturer or his service agent or a similar qualified person in order to avoid a hazard.
- ❖ To prevent electrocution switch off at the mains supply before assembling or maintaining this fitting. Ensure the plug is not connected to any power supply and read instructions before assembly.
- ❖ This fitting is designed for use with self-shielded tungsten halogen lamps = 



## Assembly

1. Unpack the product and remove all packaging. Be careful not to scratch the surface of the product whilst removing the plastic wrapping.
2. Fit the bulb, type and wattage as displayed on the fitting. **The stated wattage must not be exceeded.** Do not touch halogen bulbs with bare hands, as this will shorten their life.
3. **Fit the shade:** Place the shade glass over the lamp holder and screw into place. If cross threading occurs undo and start again. Take care not to overtighten as this may cause damage to the fitting.
4. Your table lamp is now ready for use. Robertson table lamp has a ON/OFF touch sensor which can be activated by touching any part of the stem or base.

## Care instructions

Wipe clean with a clean dry cloth, when product is switched off and has cooled down.

## Recommended bulb

1 x 20W G9 Tungsten halogen capsule

## Specifications

Max. Power: 20W

Voltage: 230V, 50Hz

Weight: 1kg



Please retain these instructions for future reference.

John Lewis Partnership  
171 Victoria Street  
London SW1E 5NN  
[johnlewis.com](http://johnlewis.com)

Made in China

Issue 1 10/16