


Dreamland

INTELLIHEAT LUXURY HEATED CAPE

TYPE E0808



Instructions for use



ILLUSTRATIVE GUIDE





INTRODUCTION

Dear Customer, thank you for choosing our product. We feel certain you will appreciate its quality and reliability as it was designed and manufactured with customer satisfaction in mind. These instructions for use are compliant with the European Standard EN 82079.

EN

IMPORTANT INSTRUCTIONS. RETAIN FOR FUTURE USE.



WARNING! Instructions and warnings for safe use.



Before using this appliance, carefully read the instructions for use and in particular the safety notes and warnings, which must be complied with. Keep this manual together with its illustrative guide for future consultation. Should you transfer the appliance to another user, make sure you hand over this documentation as well.

NOTE: Should any part of this manual be difficult to understand or any doubt arise, contact the company at the address indicated on the last page before using the product.

NOTE: Persons with impaired vision may consult these instructions for use in digital format at the website www.dreamlanduk.co.uk

INDEX

Introduction	page 1	Disposal	page 6
Safety notes	page 1	Assistance and warranty	page 6
Symbols	page 3	Illustrative guide	page I
Description of the appliance	page 4	Technical data	page II
Use	page 4		
Cleaning and maintenance	page 5		
Storage	page 5		

SAFETY NOTES

- After unpacking, make sure the appliance is intact, complete with all its parts as shown in the illustrative guide and with no sign of damage due to transportation. If in any doubt, do not use the appliance and contact an authorised service centre.





WARNING! Risk of suffocation.




Children shall not play with the packaging. Keep the plastic bag out of the reach of children.

EN

- This appliance must be used only for the purpose for which it was designed, namely as a cape for home use. Any other use is considered not compliant with the intended use and therefore dangerous.
- Before connecting the appliance to the mains supply, make sure that the voltage and frequency indicated on the technical data of the appliance correspond to those of the mains supply. The rating is on the appliance or on the power supply unit, if any.
- This appliance is only to be used with the types of detachable control unit that are marked on the appliance.








Children under the age of three are not to use this appliance due to their inability to react to overheating.

- This appliance can be used by children older than 3 years and younger than 8 years under supervision and with the control always set to minimum temperature.
- This appliance can be used by children aged from 8 years and above and persons with reduced physical, sensory or mental capabilities or lack of experience and knowledge if they have been given supervision or instruction concerning use of the appliance in a safe way and understand the hazards involved. Children shall not play with the appliance. Cleaning and user maintenance shall not be made by children without supervision.
- This appliance must not be used by persons insensitive to heat and other very vulnerable persons who are unable to react to overheating.
-  **DO NOT** use the appliance with wet hands, damp feet or barefoot.
-  **DO NOT** pull the supply cord or the appliance itself to remove the plug from the socket.
-  **DO NOT** pull or lift the appliance by the supply cord.
- The cable and control unit of the appliance can give rise to risks of entanglement, strangulation, tripping or treading if not correctly arranged. The user shall make sure that electric cords shall be





arranged in a safe way.

-  **DO NOT** expose the appliance to humidity, to the weather (rain, sun, etc.) or to extreme temperatures.
- Always disconnect the appliance from the mains supply before cleaning or performing maintenance and when the appliance is not in use.
- Examine the appliance frequently for signs of wear or damage. If there are such signs, if the appliance has been misused or does not work, contact an authorised technical service centre before switching it on again.
- If the appliance is faulty or malfunctions, switch it off and do not tamper with it. Contact an authorised technical service centre for any repairs.
- If the supply cord is damaged, take the whole appliance to an authorised technical service centre for the replacement of the control unit, so as to prevent all risks.
-  This appliance shall not come into contact with water, other liquids, spray, steam. For any cleaning and maintenance operation refer to the instructions in the relevant chapter.
-  **DO NOT** use this appliance to warm animals.
- This appliance is not intended for medical use in hospitals.
-  **DO NOT** use if wet.
-  **DO NOT** fall asleep if the appliance is running.
- The prolonged application of the appliance at high temperature settings may cause skin burning.



DO NOT INSERT PINS OR NEEDLES.

- See the external packaging for the characteristics of the appliance.
- Use the appliance only with the supplied accessories that are an essential part of the appliance.

SYMBOLS



Protection class II



Prohibited



Carefully read the instruction manual



Important note





EN

	Warning		Not suitable for children under the age of 3
	Do not iron		Do not insert pins or needles
	Wash at 30°C max with a delicate cycle		Do not bleach
	Drying in tumble dryer with program at moderate temperature		Do not dry-clean
	Do not tumble-dry		Do not wash
	Temperature selector		ON/OFF selector
	STAND-BY		

DESCRIPTION OF THE APPLIANCE

Refer to the Illustrative guide on page to verify your appliance equipment.

- | | | |
|------------------------|-------------------------|--------------------|
| 1. Velcro Fastening | 4. Temperature display | 7. ON/OFF selector |
| 2. Cape | 5. Stand-by Display | |
| 3. Intelliheat Control | 6. Temperature selector | |

USE



WARNING! DO NOT use this appliance if there are visible signs of damage.



WARNING! NOT suitable for children under the age of 3.



WARNING! This appliance is only to be used with the control unit supplied with it. The reference of the control unit is specified on the label sewn onto the appliance.

SWITCHING THE APPLIANCE ON AND SELECTING THE TEMPERATURE

- Press the ON/OFF (7) selector to switch on the cape.
- The temperature display (4) will light up and the temperature will be automatically set to position 5 (MAX).
- Select the desired temperature, from 1 (min.) to 5 (max.) by pressing the temperature selector (6) until the relative number lights up on the temperature display (4).
- Place the cape around your shoulders and secure in place with the velcro fastening. Your shoulders and back will feel warm and cosy in minutes.
- Select temperature from 1 (min) to 3 (max) for continuous use.





AUTOMATIC SHUTDOWN

- The cape is provided with an automatic shutdown system. The stand-by display (5) lights up after 3 operating hours to indicate that the product has switched off automatically.
- Switch the appliance back on by pressing the ON/OFF selector (7) and select the desired temperature once again.

SWITCH-OFF

- Switch the cape off after use by pressing the ON/OFF selector (7).
- Remove the plug from the socket.

CLEANING AND MAINTENANCE



WARNING! Always disconnect the appliance from the mains supply before cleaning or performing maintenance.



WARNING! Hang the cape without applying pegs so as not to damage it.

CLEANING THE CAPE (2)

The cape (2) can be washed in lukewarm water (30°). We recommend using delicate detergent.



MACHINE WASHING

- The cape can be machine washed at a maximum of 30°C with a delicate cycle.
- Use the gentle spin cycle only. DO NOT run an additional spin cycle.



TUMBLE DRYING

- Tumble dry at a moderate temperature.
- Remove the cape from the tumble dryer at the end of the drying cycle and hang it out to dry completely.
- Do not use the cape before it is completely dry.

STORAGE

When not in use, store as follows:

When storing the appliance, allow it to cool down before folding.



WARNING! DO NOT crease the appliance by placing items on top of it during storage.



WARNING! Wait for the appliance to cool completely before storing it.

Examine the appliance and its supply cord frequently for signs of wear or



damage. If there are such signs or in the case of malfunction, contact an authorised technical service centre.

EN

DISPOSAL



The packaging of the appliance is made of recyclable materials. Dispose of it in accordance with the environmental protection regulations.



Pursuant to Directive 2012/19/EU on waste electrical and electronic equipment (WEEE), the crossed bin symbol on the appliance or its packaging indicates that the appliance must be disposed of separately from other waste at the end of its useful life.

The user must therefore take the appliance to an appropriate recycling centre for electrical and electronic equipment. Alternatively, instead of handling the disposal, the user can hand over the appliance to the retailer when a new, equivalent one is purchased. The user can hand over electronic products measuring less than 25 cm to retailers of electronic products having a sales area of at least 400 m² free of charge and with no obligation to buy. Appropriate separate collection for the subsequent procedure for the decommissioned appliance for recycling, which includes treatment and environmentally friendly disposal helps prevent adverse effects on the environment and health and promotes reusing and/or recycling materials that the appliance consists of.

WARRANTY

This product is guaranteed for a period of 3 years from the date of purchase against material, mechanical and electrical defects. The warranty is binding if it is accompanied by a valid receipt of payment. This guarantee is only valid if the appliance is used solely for domestic purposes in accordance with the instructions provided that is not connected to an unsuitable electricity supply, dismantled, interfered with in any way damaged, through misuse, fair wear and tear. Under this guarantee we undertake to repair or replace free of charge any parts found to be defective.

PLEASE NOTE, THE COST OF A SAFETY INSPECTION IS NOT COVERED BY THIS GUARANTEE. A CHARGE WILL BE MADE IN RESPECT OF ANY PRODUCT RETURNED UNDER THIS GUARANTEE, WHERE NO FAULT IS FOUND.

This guarantee is offered as an extra benefit and does not affect your statutory rights as a consumer. This guarantee does not confer any rights other than those expressly set out above and in particular we shall not be liable for any indirect or consequential loss or damage. Nothing in this guarantee or the instructions relating to the product excludes, restricts or otherwise affects your statutory rights. In line with our policy of continuous development, we reserve the right to change this product, packaging and documentation without notice. If a defect appears and after checking that the product is being used properly in accordance with the instructions, return it with a valid proof of purchase, as soon as possible to the manufacturer's Service Centre. This guarantee is valid in the UK only.

SERVICE CENTRE

PO Box 166 – Middlewich – Cheshire – CW 10 0ZU - Tel: **0333 0050305**

E-mail: customerservice@imetec.co.uk

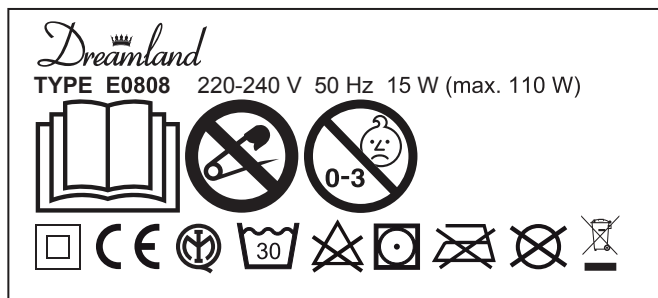
www.dreamlanduk.co.uk







TECHNICAL DATA





Dreamland

M1002612
170416

