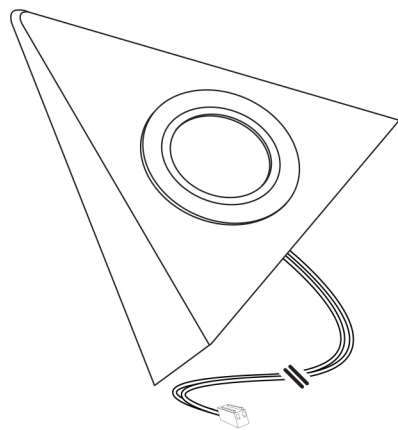


TRIOTONE™ COLOUR SELECTABLE TRIANGLE LIGHT

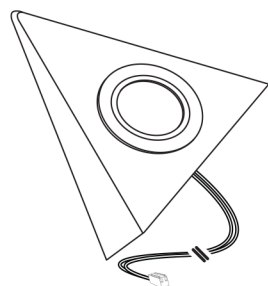


INSTALLATION INSTRUCTIONS

CODE: SE21100

IMPORTANT : please read these instructions before commencing installation and retain for future reference.


Components



1 x SE21000



2 x Screws



1 x Fitting Instructions



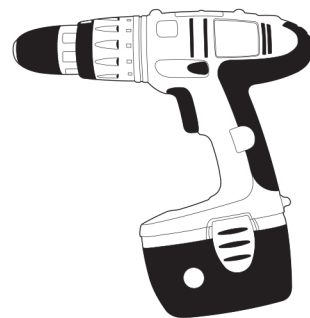
Pencil



10mm
Drill Bit



PZ1 Screw Bit



Power Drill

Tools required

Important safety information

Please read these instructions carefully before attempting to install this product. It is advisable to keep these instructions in a safe place for further reference.

We recommend that you consult a qualified electrician. All electrical installations must be carried out in accordance with current IEE wiring regulations (BS7671).

These products must not be modified, if any modifications are made, it may invalidate the warranty and may render the product unsafe. These LED lights operate low voltage (24V).

Do not wire the individual LED light fittings directly to the mains. This product is for indoor use only. Keep out of moisture and use only in dry rooms.

- If in doubt installation must be carried out by a qualified electrician.
- Install on smooth flat surface(s) only.
- The Wattage of this product is 1.65W. Make sure that the LED driver used with these fittings has an adequate max wattage.

Safety instructions

1. Before commencing installation or maintenance, isolate the main electrical supply for the appropriate circuit at the fuse board.
2. This product requires a 24V LED driver.
3. The light should be mounted onto a secure surface.
4. Position lights where they will not be exposed to steam or splashes etc.
5. Suitable for furniture lighting.
6. When the lamp expires the fitting must be replaced.
7. Class III safety extra low voltage (SELV).

