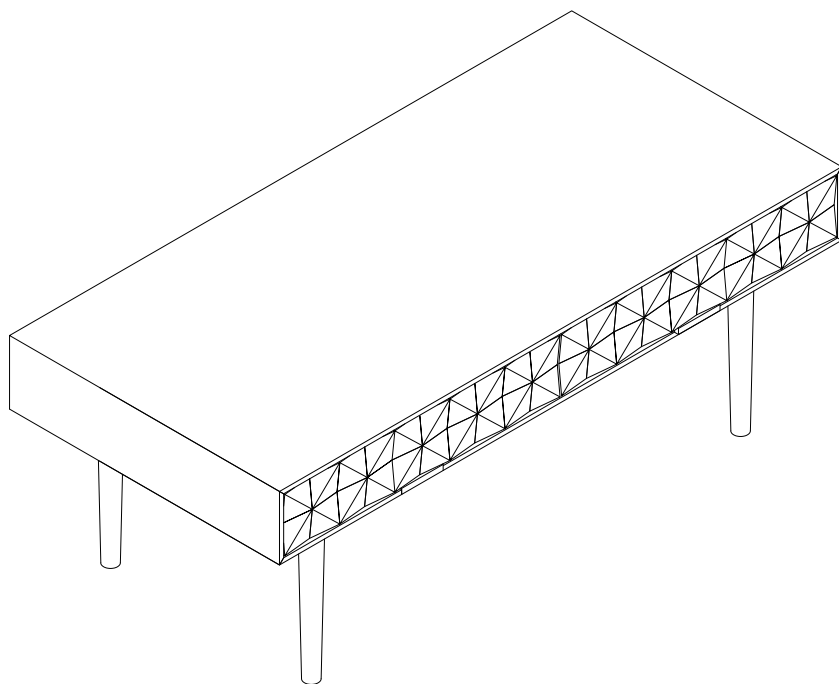


Franklin Coffee Table

Stock Number: 862 06101
862 06109



L102 W55 H36cm

1

Thank you for purchasing the Franklin Coffee Table. Please read the instructions and warnings carefully before use, to ensure safe and satisfactory operation of this product.

At John Lewis, we are committed to making great products possible.

From our in-house Design Team, to our Buyers, we work together to bring great design to life.

Our expert Product Technologists work collaboratively with our buyers and suppliers to assure the legality, safety and quality of the product we sell.

We are all committed to designing and developing products to the highest industry standards.

We hope you are happy with your product and welcome any feedback or comments you may have.

The John Lewis Team

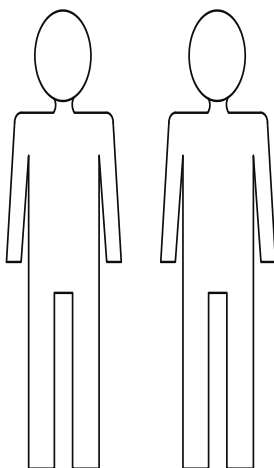
Tools required



(Supplied)

Time to assemble 15 Minutes

People to assemble



Important safety information

Warnings

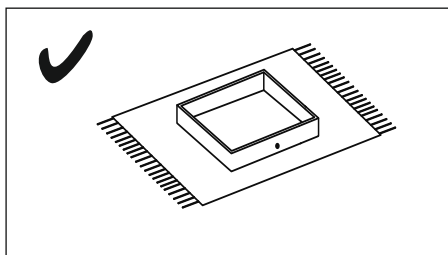
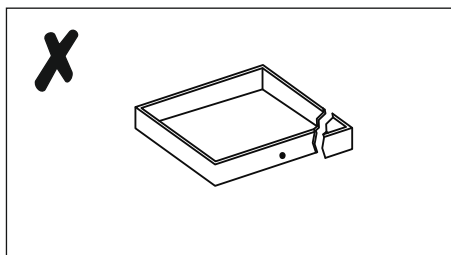
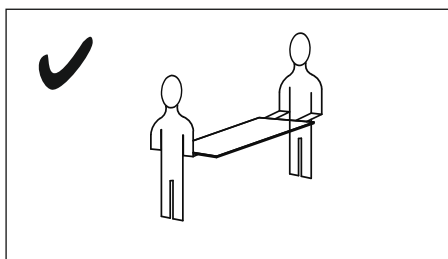
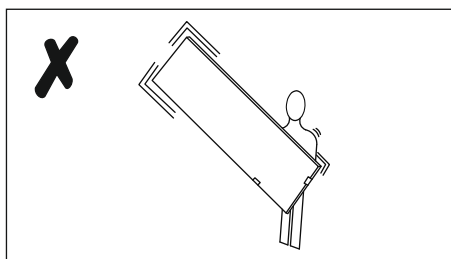
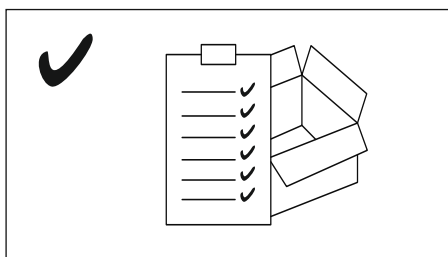
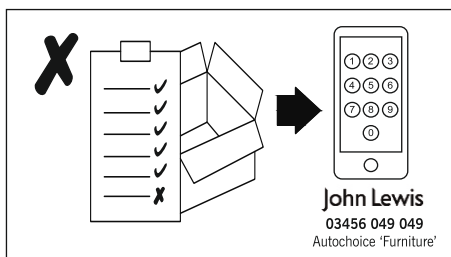
- ⚠ The product should only be used on firm, level ground.
- ⚠ Keep small parts out of reach of children.
- ⚠ Ensure the product is fully assembled as illustrated before use.

Do's

- ✓ Check the pack and make sure you have all the parts listed.
- ✓ Check all screws or bolts are tightened and inspect regularly.
- ✓ Make sure the legs remain in contact with ground at all times.

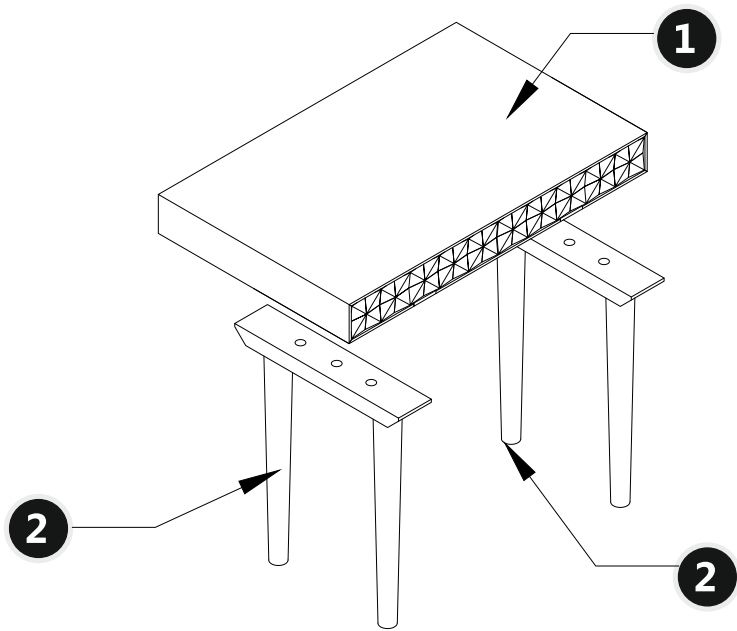
Don'ts

- ✗ Do not over tighten screws or bolts.
- ✗ Do not stand on the product.
- ✗ Do not use power tools to construct as overtightening and panel failure may occur.



Franklin Coffee Table

Stock Number: 862 06101 / 862 06109



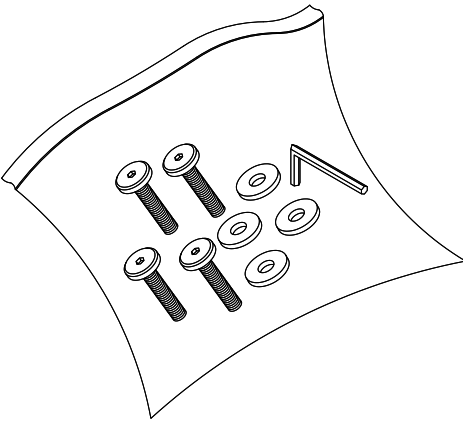
Ref	Description	Dimensions	Qty.
1	Franklin Coffee Table Top	102x55cm	1
2	Leg	245x50cm	2

Dimension : L102 W55 H36cm

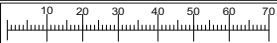

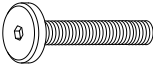

Franklin Coffee Table

Stock Number: 862 06101 / 862 06109

Fixtures and Fittings Supplied



Fixtures and Fittings Supplied (Actual Size)

Ref	Description	Dimensions	Qty.	
A	Allen-Key	5x70mm	1	
B	Allen Bolt	8x40mm	6	
C	Washer	8x24mm	6	

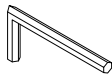
Drawer internal dimensions: L 327 W335 D62cm

Assembly:- Franklin Coffee Table

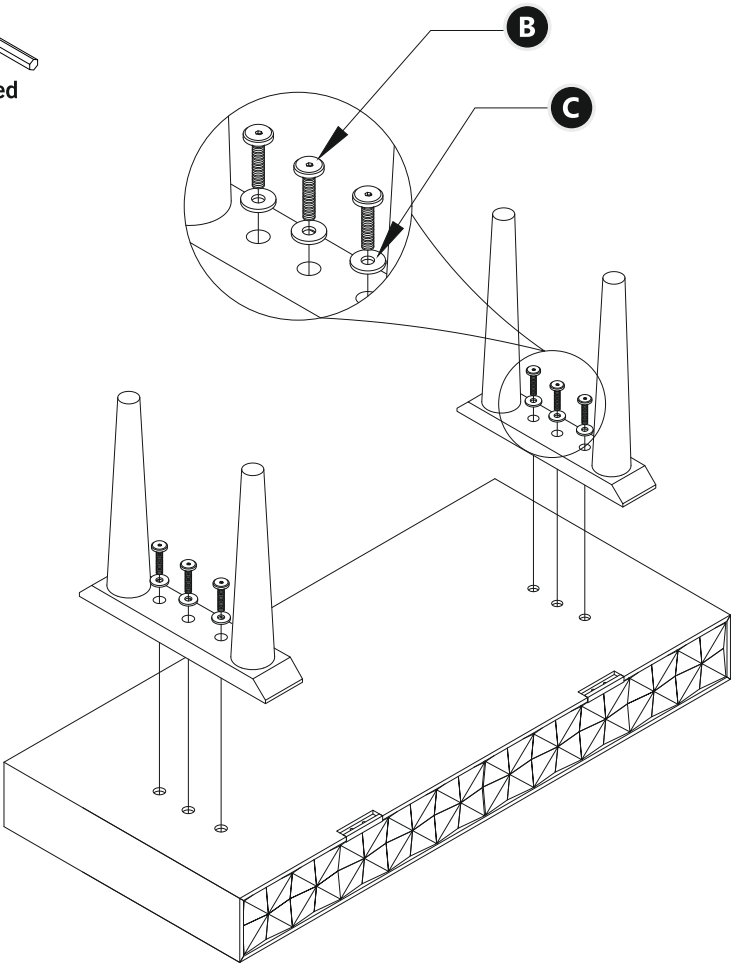
Stock Number: 862 06101 / 862 06109

Step 1

Parts, fittings & tools



Supplied



Assembly:-

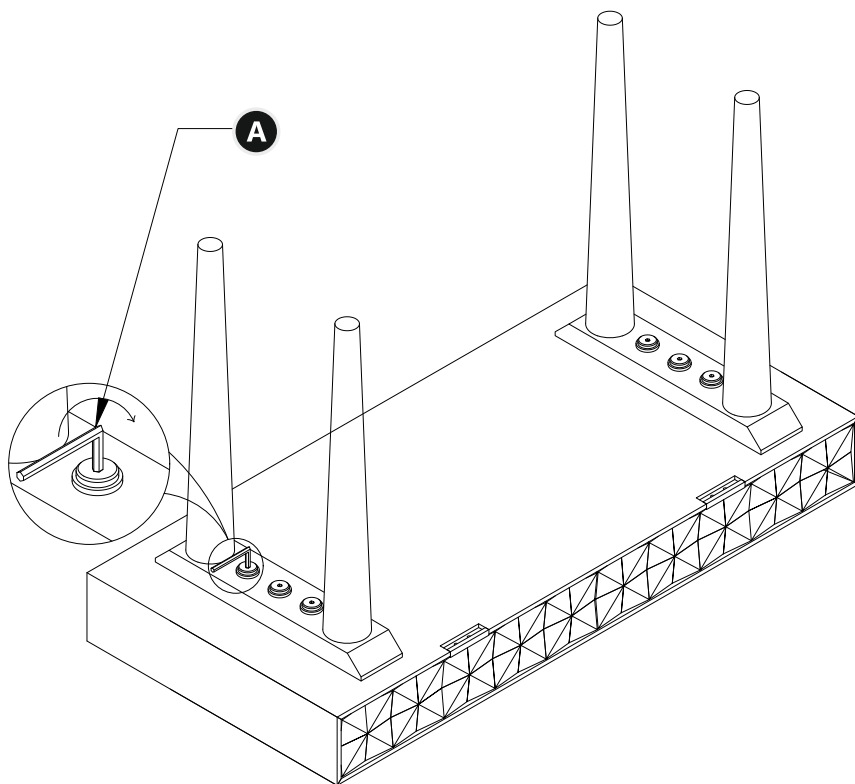
Franklin Coffee Table

Stock Number: 862 06101 / 862 06109

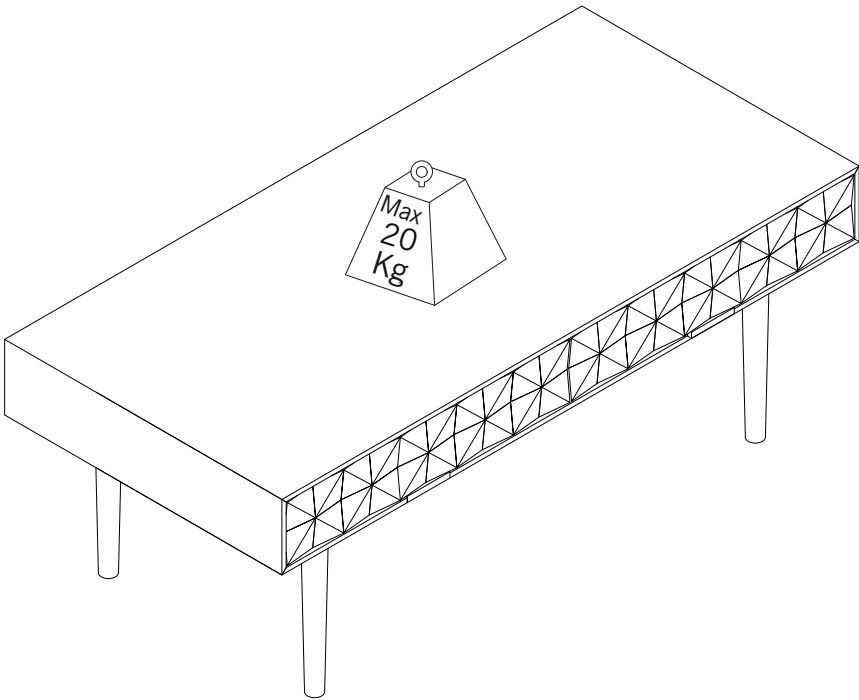
Step 2

Parts, fittings & tools

A



Ready to Use



Care guide

Care and maintenance

Wood furniture

Wood displays different grain patterns depending on which way it is cut – for example, the ‘medullary ray’ which can appear on oak furniture is a mark of good quality timber – these are just characteristics of the natural beauty of the wood. Some furniture is also deliberately aged and rustic.

Wood veneers also allows a distinctive pattern to be created on some surfaces, such as tabletops and drawer fronts by the way slivers are arranged.

All timber and veneer surfaces will change colour and mellow over time. New furniture will initially vary in shade from items that have been previously purchased.

How to care for your wood furniture

Furniture with a hard lacquer, wax polish or painted surface should be dusted with a dry cloth.

Spray polishes are best avoided as they contain silicones which may spoil the furniture's surface when building up over time.

Make sure all surfaces are protected from heat and liquids by mats and coasters. Wipe up spills immediately and ensure that a mat or pad is placed under paper if you are writing.

Our furniture will endure most temperatures in the home, but it is best to avoid placing furniture next to heat sources such as radiators or fires. Be particularly careful with solid wood as the lack of humidity caused by home heating can cause damage such as warping.

Safety instructions

Never drag furniture when moving it, always lift it.

Periodically check all fixings to ensure none have come loose and retighten when necessary.

Please take care when handling or moving the furniture as careless handling may cause damage or injury.

Furniture can be dangerous if incorrectly installed. Assembly should be carried out by a competent person.

No liability will be accepted for damage or injury caused by incorrectly installed or assembled furniture.

Do not place weight too close edge of the table and do not lean on it .

Retain these instructions for future reference.

Your feedback is very important to us and we would love to hear your comments on your new furniture.

Please visit our website to leave a review. Thank you.

John Lewis Partnership

171 Victoria Street

London SV1E 5NN

www.johnlewis.com

