




Beckett Dining Chair

Stock Number

83615501-83615502



Product Overall Size: H80,5 x W49 x D57,5

Qty: 2

Thank you for purchasing John Lewis furniture. Please read the instructions and warnings carefully before use to ensure safe and satisfactory operation of this product.

At John Lewis, we are committed to making great products possible. From our in-house Design Team, to our Buyers, we work together to bring great design to life.

Our expert Product Technologists work collaboratively with our buyer and suppliers to assure the legality, safety and quality of the product we sell.

We are all committed to designing and developing products to the highest industry standards.


We hope you are happy with your product and welcome any feedback or comments you may have.


The John Lewis Team.

Important safety information

Warning

 Never drag furniture when moving it, always lift it.

 This Product Should be used on a firm, Level ground

 Children should be under adult supervision when using chairs to prevent pen marking and damage by cutlery

Care and Maintenance

Wood Furniture

Wood displays different grain patterns depending on which way they cut. These are just characteristics of the natural beauty of the wood and is a mark of good quality timber.

All timber surfaces will change colour and mellow over time. New furniture will initially vary in shade from items that have been previously purchased.

Furniture with a hard lacquer, wax polish or painted surface should be dusted with a dry cloth. Spray polishes are best avoided as they contain silicones which may spoil the furniture's surface by building up over time.

Make sure all surfaces are protected from heat and liquids by mats and coasters. Wipe up spills immediately.

Our furniture will endure most temperatures in the home but it is best to avoid placing furniture next to heat sources such as radiators or fires. Be particularly careful with solid wood as the lack of humidity caused by central heating can cause damage such as warping

Leather

Always take care to avoid spilling food stuffs on chairs.

Leather will scratch so avoid sitting on chairs with metal studded trousers/jeans.

Scars are a natural characteristic of the leather.

Children should be under adult supervision when using chairs to prevent pen marking and damage by cutlery

Protect against excessive sunlight, dryness and heat.

1. Sunlight will fade and dry out leather.
2. Dryness will cause leather to crack.
3. Heat will dry out the leather and cause further damage.

How to remove spots and stains:

Blot excess liquid up as quickly as possible with a clean 100% cotton white absorbent cloth or sponge.

If necessary, use clean lukewarm water only and let dry naturally. Do not force dry i.e. use of a hair dryer.

If water is used, clean the entire area where the spot occurred on the seat cushion, arms, etc.

DO NOT RUB.

How to remove butter, oil or grease:

Wipe excess butter, oil or grease off the leather with a clean 100% cotton white dry cloth.

Then leave as the spot should dissipate into the leather in a short period of time.

Do not apply water or try to wash the butter, oil or grease spot.

How to remove chewing gum:

Place ice cubes in a plastic bag and apply on the chewing gum. Wait several minutes, lift the ice bag and remove the chewing gum.

General Care:

DO NOT USE CHEMICALS, SADDLE SOAP, CLEANING SOLVENTS,
FURNITURE POLISH, OILS, VARNISH, ABRASIVE CLEANERS, SOAP OR
AMMONIA WATER.

Clean regularly with a vacuum cleaner using the soft brush adaptor.

Always try any cleaning method in a hidden area first to see results.

If you have any doubt about best cleaning or the stain persists contact an upholstery professional for cleaning.

Cane

The charm of woven cane furniture comes from the natural quality of the material that makes each piece unique: any imperfections and colour variations are not to be considered defects but rather added value ensuring the uniqueness of each piece.

The most traditional of weaves is a living material that breathes over time and thus bears witness to its passing.

Its beauty must be preserved and taken care of. Thus, it should be periodically dampened on the lower part of the seat or the rear part of the backrest to preserve its elasticity, especially if it is in dry or air-conditioned environments, prolonged drying makes it brittle and more likely to break. If weight is evenly distributed, the material is extremely strong, but loads on specific parts must be avoided.

Any damage due to lack of maintenance or misuse of the product is not covered by the warranty.

Our products are designed to use indoors and they should not be used in bathroom under any circumstances.

Retain these instructions for future reference.

Your feedback is very important to us and we would love to hear your comments on your new furniture. Please visit our website to leave a review. Thank you.

*John Lewis Partnership
171 Victoria Street London –
SW1E 5NN
www.johnlewis.com*