




Lydia Dining Chair

Stock Number

83643501-83643502-

83643503-83643508-

83643509



Product Overall Size: H99 x W46 x D57,5

Qty: 2

Thank you for purchasing John Lewis furniture. Please read the instructions and warnings carefully before use to ensure safe and satisfactory operation of this product.

At John Lewis, we are committed to making great products possible. From our in-house Design Team, to our Buyers, we work together to bring great design to life.

Our expert Product Technologists work collaboratively with our buyer and suppliers to assure the legality, safety and quality of the product we sell.

We are all committed to designing and developing products to the highest industry standards.


We hope you are happy with your product and welcome any feedback or comments you may have.


The John Lewis Team.

Important safety information

Warning

 Never drag furniture when moving it, always lift it.

 This Product Should be used on a firm, Level ground

 Children should be under adult supervision when using chairs to prevent pen marking and damage by cutlery

Care and Maintenance

Wood Furniture

Wood displays different grain patterns depending on which way they cut. These are just characteristics of the natural beauty of the wood and is a mark of good quality timber.

All timber surfaces will change colour and mellow over time. New furniture will initially vary in shade from items that have been previously purchased.

Furniture with a hard lacquer, wax polish or painted surface should be dusted with a dry cloth. Spray polishes are best avoided as they contain silicones which may spoil the furniture's

surface by building up over time.

Make sure all surfaces are protected from heat and liquids by mats and coasters. Wipe up spills immediately.

Our furniture will endure most temperatures in the home but it is best to avoid placing furniture next to heat sources such as radiators or fires. Be particularly careful with solid wood as the lack of humidity caused by central heating can cause damage such as warping

Fabric

Prompt attention to your stain is advisable. Clean up as much of the spill as possible with a clean, dry, white cloth. **Blot—don't rub.**

If the stain has dried, remove excess by gently using a soft nylon brush.

Never use a cleaning solvent containing bleaching agents. Test a mild upholstery cleaning solution in an inconspicuous area. Begin with a few drops of the solution on a cloth, hold it against the color and wait a few seconds. Look to see if any of the fabric color has transferred to the cloth or if there has been a change in the color of the fabric. If so, contact an upholstery professional for cleaning.

Apply a small amount of a mild cleaning solution to the cloth. Oversaturation may affect the upholstery materials (backing, foam, etc.) under the fabric.

When applying a solvent type cleaning solution, use one dry clean cloth to apply the solution and a second cloth to blot the stain.

If cleaning instructions call for the use of any water, use distilled water only. Tap water may contain minerals that can cause a ring.

Blot the stain with the cleaning solution. Do not rub, brush or scrub. Excessive rubbing may cause permanent stains, color distortion or permanent damage to the fabric. Always follow the instructions on the cleaning solution bottle.

Work from the outer edge toward the center of the stain to avoid enlarging it. The stain should start to release as you blot.

Repeat process using a clean spot on the dry cloth to avoid re-depositing the stain. Continue to apply cleaning solution sparingly and blot until stain no longer transfers onto the cloth.

When you have removed as much of the stain as possible, blot any remaining cleaning solution or moisture from the fabric. If the spot is in a place where you can leave a clean, dry cloth on the stain, do so and weigh down the cloth allowing it to remain on the spot while it dries.

If you have any doubt about best cleaning or the stain persists contact an upholstery professional for cleaning.

Our products are designed to use indoors and they should not be used in bathroom under any circumstances.

Retain these instructions for future reference.

Your feedback is very important to us and we would love to hear your comments on your new furniture. Please visit our website to leave a review. Thank you.

*John Lewis Partnership
171 Victoria Street London –
SW1E 5NN
www.johnlewis.com*