

## Light Source

Integrated LED

12 x 0.06 Watt Energy Efficient SMD LED Bulbs (non replaceable)

## Specification

Max Power: 0.72W

Voltage: 1.2V

Power Source: 1 x 1.2V AAA Ni-MH Rechargeable 600 mAh Battery (included) / Solar Panel (included)

IP Rating: 44

Lumens: 12

Net Weight: 2 x 0.17 Kg


## Quality Guaranteed

At John Lewis & Partners we test every light to high quality standards, so we can offer a 2-year guarantee.

## Recycling

Please retain these instructions for future reference.



This symbol  indicates that this product should not be treated as normal house-hold waste and it should be recycled. John Lewis does not operate in store take back, but as members of the Distributer Take Back scheme have funded the development and upgrade of recycling facilities across the UK. Please take it to your nearest collection facility or for further details contact your local council or visit [www.recycle-more.co.uk](http://www.recycle-more.co.uk).

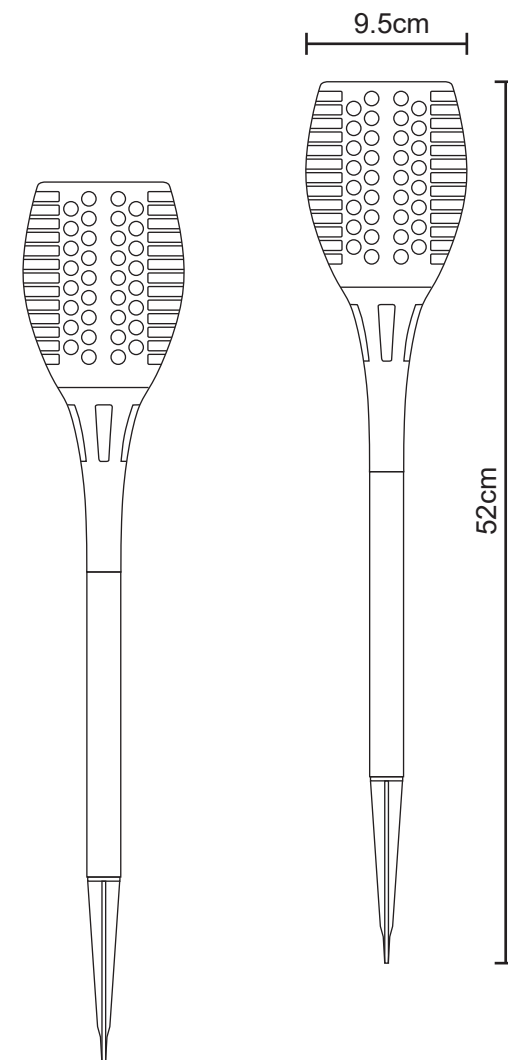
We have taken great care to ensure that this product reaches you in perfect condition. However, should any parts be damaged or missing please contact the customer service team on 03456 050 144.

John Lewis Partnership  
171 Victoria Street  
London SW1E 5NN  
[JohnLewis.com](http://JohnLewis.com)

Made in China



# FLAME OUTDOOR STAKE LIGHT SET OF 2 USER GUIDE




Thank you for purchasing the Flame Outdoor Stake Light Set Of 2. Please read the instructions carefully before use to ensure safe and satisfactory operations of this product.

Charging and Operation

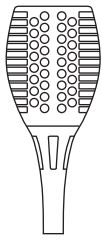


Before using the light set for the first time, we would recommend you charge the product for 2 full days (turning off at dusk).

Warnings

When not in use or weather is not favourable, remove and store indoors in a dry location. Keep out of the reach of children and pets. Do not attempt to connect the light set electrically to any other light set or power source. Do not attempt to replace the product battery.

This symbol  indicates that batteries should not be disposed of in the normal household waste, but taken to appropriate local recycling facilities, where and when these are available. Never throw batteries in a fire or attempt to open the outer casing.

Parts List

A		x 2	B		x 2
C		x 2			

Care instructions

We recommend cleaning with a soft, dry cloth. Do not use abrasive materials, as these will damage the finish.

Assembly

Carefully unpack the carton, make sure all parts are present before assembly. Please ensure you remove all packaging from the product before positioning outside. Peel off the protective film that is covering the solar panel. Position the solar panel in direct sunlight and where it will be exposed for the longest time. Do not position the solar panel where there are shadows from buildings, trees or other foliage, as this will reduce the charging performance.

For continuous operation, turn the product on using the switch (see below diagram). The lights will automatically switch on at dusk and recharge during the day.

Full charge will last up to 6-8 hours per day.

