

JOHN
LEWIS
& PARTNERS

CAMDEN 4 SEATER SET

Stock number: 820 07406/820 07409



H80 W41 D48/H72 W70 D110cm

Thank you for purchasing the Camden 4 seater set . Please read the instructions and warnings carefully before use, to ensure safe and satisfactory operation of this product.

At John Lewis, we are committed to making great products possible.

From our outdoor Furniture Design Team, to our Buyers, we work together to bring great design to life.

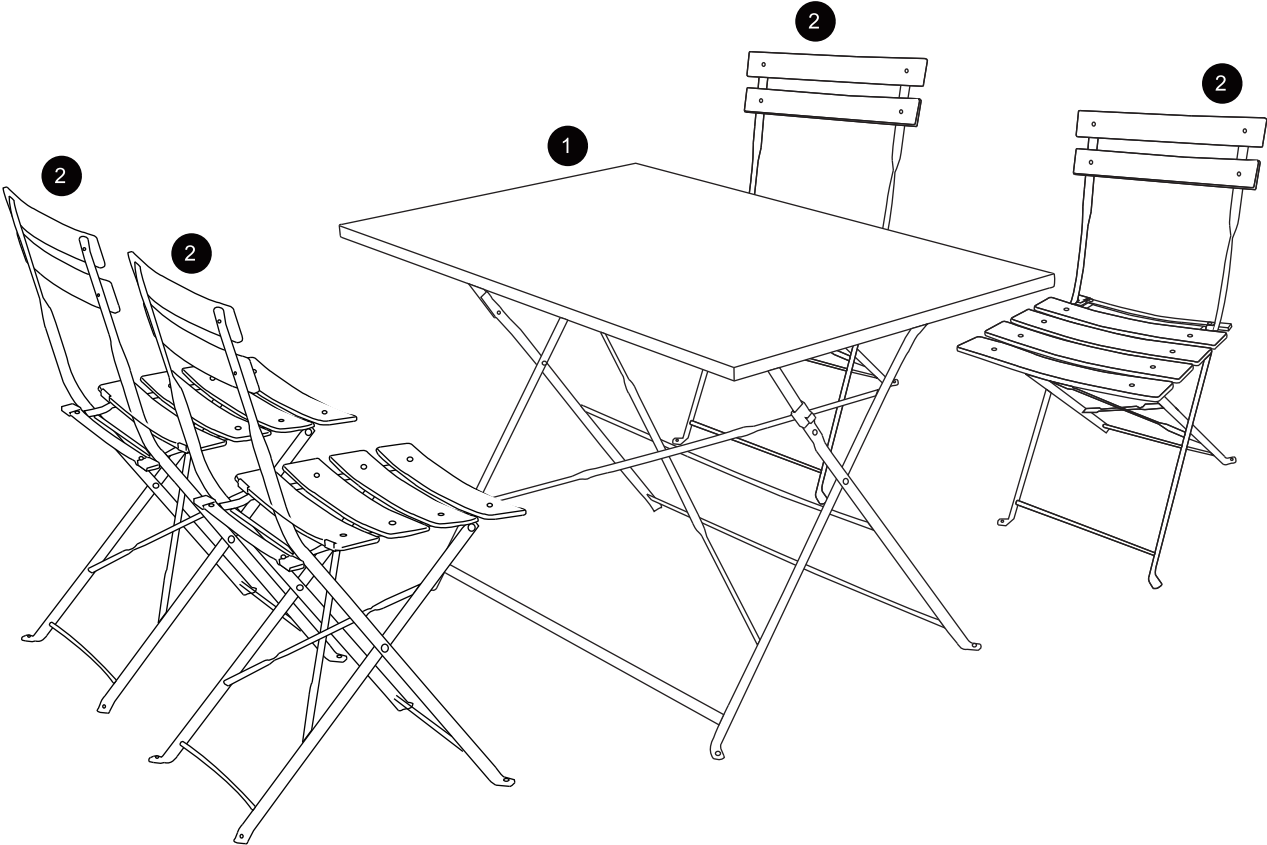
Our expert Product Technologists work collaboratively with our buyers and suppliers to assure the legality, safety and quality of the product we sell.

We are all committed to designing and developing products to the highest industry standards.

We hope you are happy with your product and welcome any feedback or comments you may have.

The John Lewis Team

Your Camden 4 Seater Set



Ref	Description	Dimensions	Qty
1	Table	720 X 700 X 1100mm	1
2	Chair	800 X 410 X 480mm	4

Internal dimensions

Stock number: 820 07404/820 07406

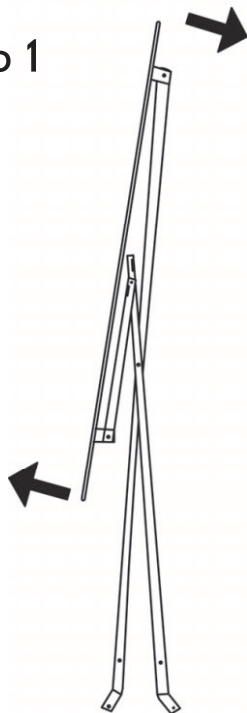
Overall dimesions: H80 W41 D48/H72 W70 D110cm

Operation instruction

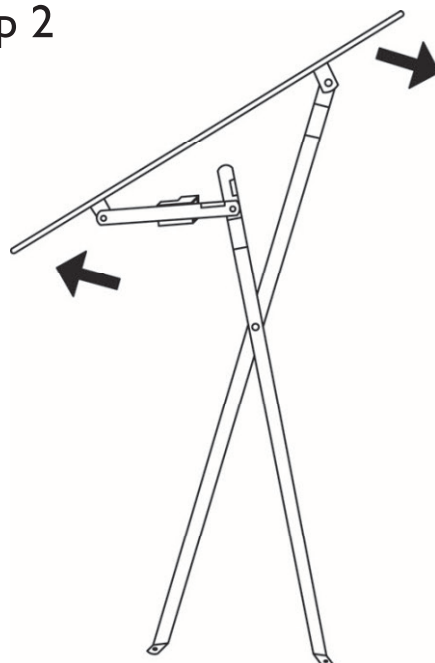
Camden 4 seater set

820 07404/820 07406

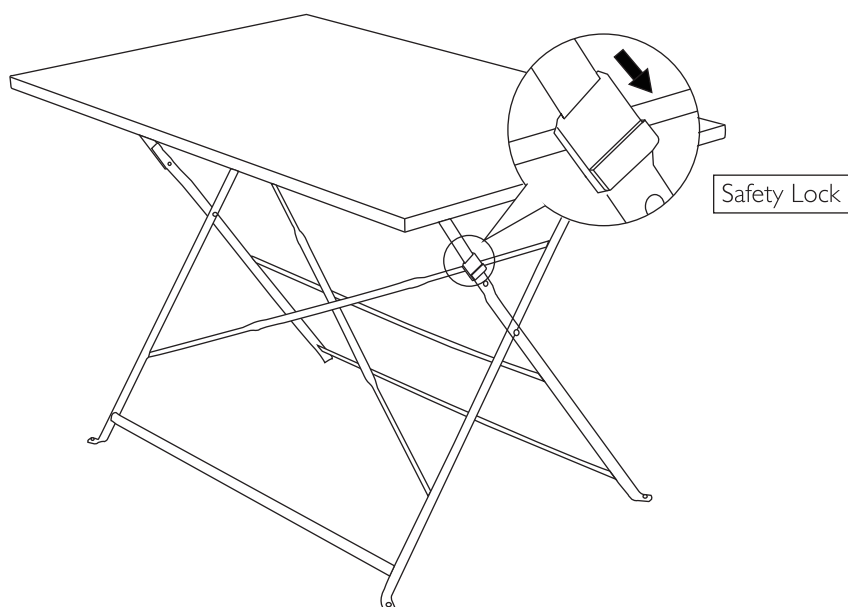
Step 1



Step 2



Step 3



Internal dimensions

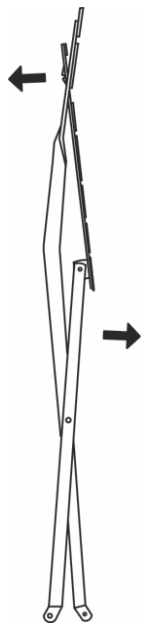
Stock number: 820 07404/820 07406

Overall dimensions: H72 W70 D110cm

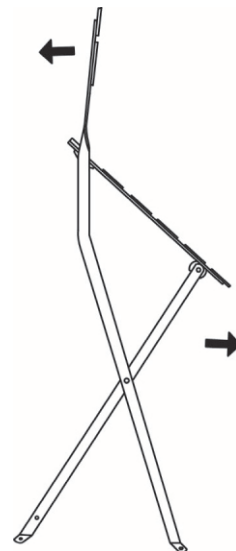
Operation instruction

Camden 4 seater set
820 07404/820 07406

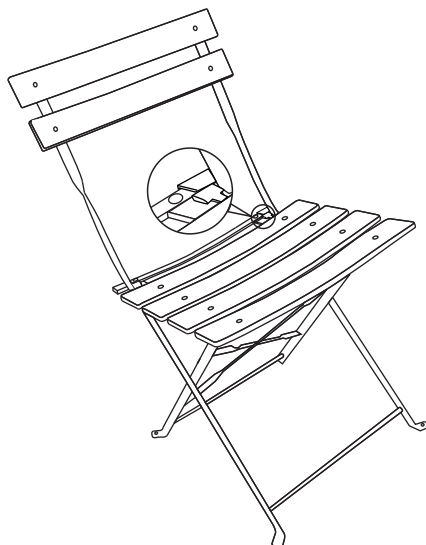
Step 1



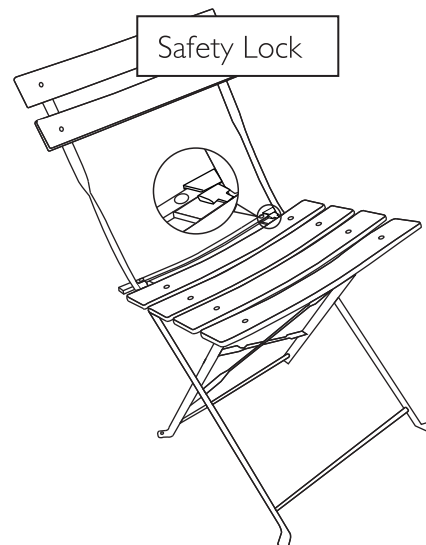
Step 2



Step 3



Step 4



Note: The clips at the front of the chair is used to prevent scratches.

Internal dimensions

Stock number: 820 07404/820 07406

Overall dimensions: H80 W41 D48cm

Care guide

Care and maintenance

This product is made from powder coated steel and is suitable for outdoor use.

Please make sure that all surfaces are protected from heat and liquids by mats and coasters. Wipe up any spills immediately and make sure that a mat or pad is placed under any paper if writing.

To extend the product life and appearance it is recommended to store the furniture in a cool dry, well ventilated place such as a garage or shed over winter or during periods of unseasonal weather. Ensure that the furniture is clean and completely dry before putting in to storage. Do NOT enclose the product in a plastic or other non-permeable material as this promotes rust. Cover it with a dust sheet or furniture cover allowing the air to circulate around it.

We recommend that you clean your furniture at the beginning and end of the season. To clean the furniture remove all dirt using mild soap and water. Never use abrasive chemicals or cleaning agents. Rinse thoroughly and allow to dry. Bird droppings and tree sap should be cleaned off immediately.

If your furniture comes with cushions, when not in use it is recommended that they are stored in a clean and dry environment. Wipe up any spills immediately and always refer to the care label which will either be sewn to the back of the cushion or sewn inside if your cushion has a zip closure

Important safety information

This furniture has been designed for domestic use only.

Furniture can be dangerous if incorrectly installed or assembled, it should be carried out by a competent person.

No liability will be accepted for damage or injury caused by incorrectly installed or assembled furniture.

It is recommended that before moving heavy objects to a new location they are completely dis-assembled to avoid personal injury or damage to the furniture. Please be careful to retain all fittings when doing this.

Never drag furniture when moving it, always lift it.

Periodically check all fixings to ensure none have come loose and re-tighten where necessary.

Please take care when handling or moving the furniture as careless handling may cause damage or injury.

Ensure that the furniture is always on a solid and level surface at all times.

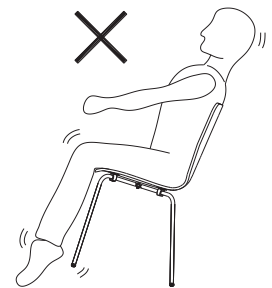
With all articulated furniture, please exercise care when folding, unfolding and adjusting positions to avoid any possibility of pinched or trapped fingers.

Important safety note:

Never tilt the chair. Ensure the chair is always placed firmly on the ground.

Regularly check leg attachment and retighten screws as necessary.

Do not use chair if legs are unstable. Please check fixings and tighten as required.



Your feedback is very important to us and we would love to hear your comments on your new furniture. Please visit our website to leave a review. Thank you.

Retain these instructions for future reference

John Lewis Partnership
171 Victoria Street
London SW1E 5NN
johnlewis.com