

Anyday Eucalyptus Deckchair

Stock number: 820 35001



H74 W60 D100cm

Thank you for purchasing the Anyday Deckchair. Please read the instructions and warnings carefully before use, to ensure safe and satisfactory operation of this product.

At John Lewis, we are committed to making great products possible.

From our in-house Design Team, to our Buyers, we work together to bring great design to life.

Our expert Product Technologists work collaboratively with our buyers and suppliers to assure the legality, safety and quality of the product we sell.

We are all committed to designing and developing products to the highest industry standards.

We hope you are happy with your product and welcome any feedback or comments you may have.

The John Lewis Team

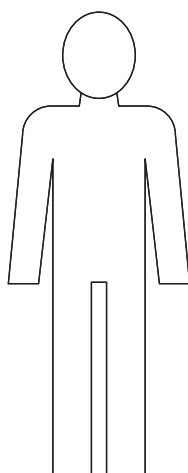
Tools required

No tools required.

Time to assemble

10 Minutes

People to assemble



Important safety information

Warnings

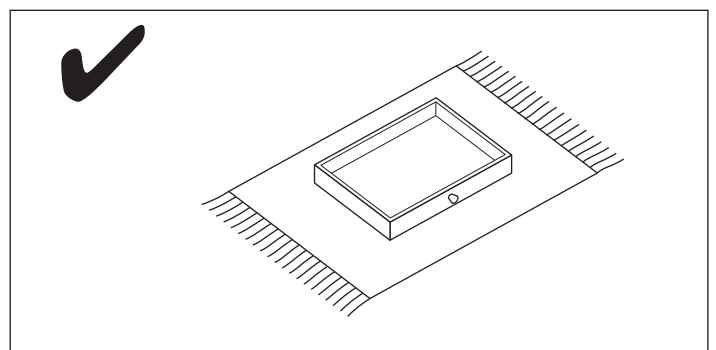
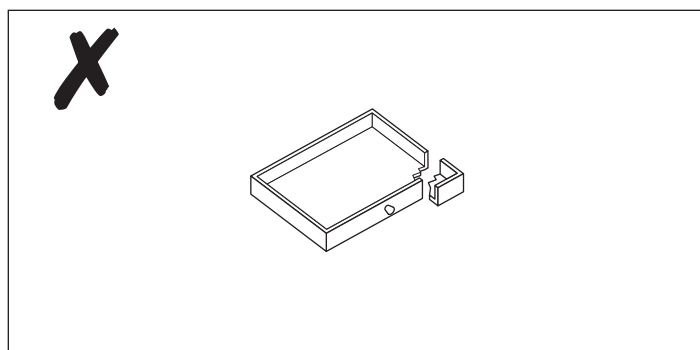
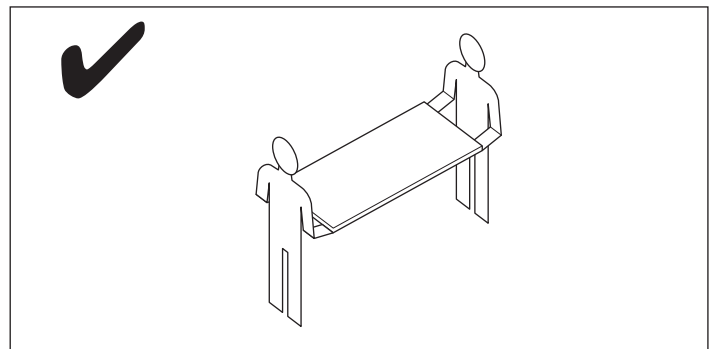
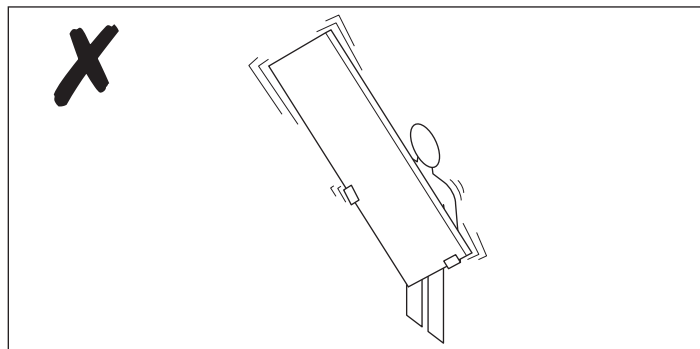
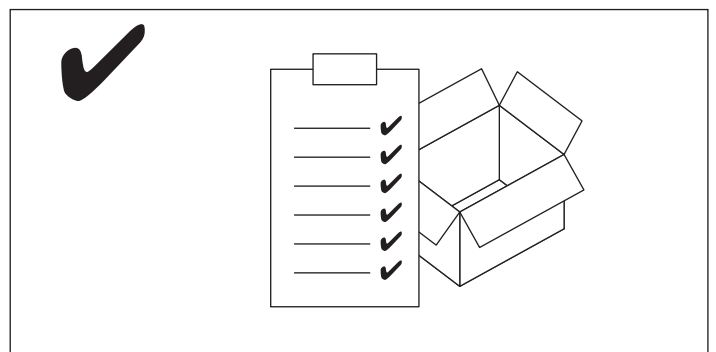
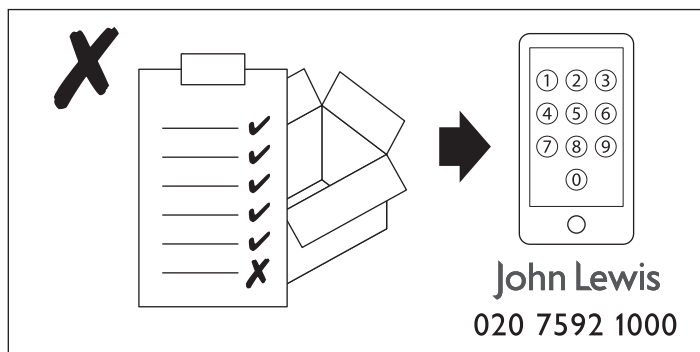
- ⚠ The product should only be used on firm, level ground.
- ⚠ Keep small parts out of reach of children.
- ⚠ Ensure the product is fully assembled as illustrated before use.
- ⚠ This product is not a toy, it contains moving parts and as such children should be supervised at all times when using the mechanism.
- ⚠ Ensure that the area is clear before operating the mechanism. (Do not operate the mechanism with anybody on the product).
- ⚠ Do not stand on chair or use a ladder as this may cause serious injury.
- ⚠ Do not use the chair if any part appears damaged, broken or missing.

Do's

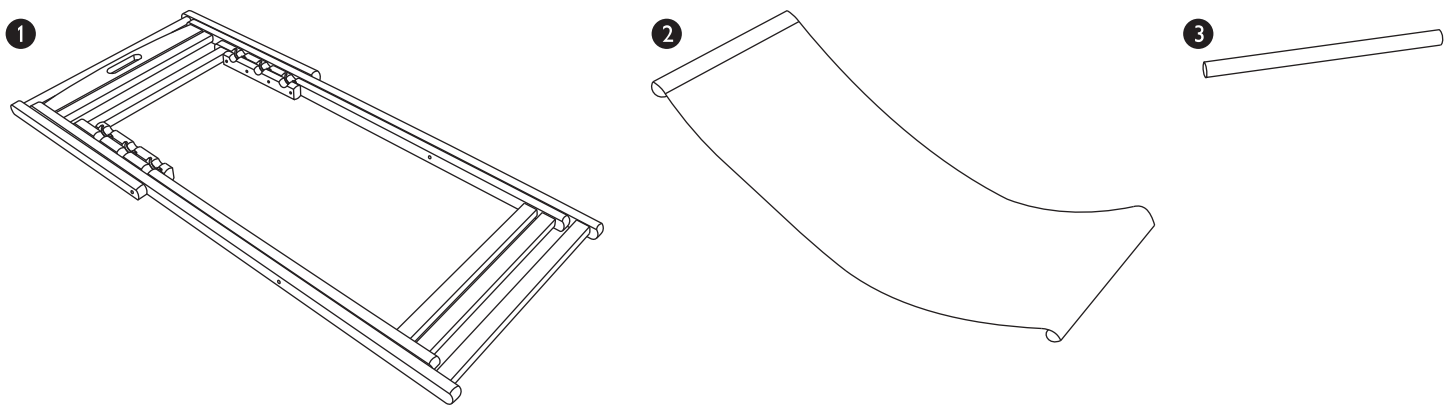
- ✓ Check the pack and make sure you have all the parts listed.
- ✓ Check all screws or bolts are tightened and inspect regularly.
- ✓ Make sure the legs remain in contact with the ground at all times.

Don'ts

- ✗ Do not over tighten screws or bolts.
- ✗ Do not stand on the product.
- ✗ Do not use power tools to construct as overtightening and panel failure may occur.



Your deckchair



| Ref | Description | Dimensions | Qty |
|-----|-----------------|--------------------|-----|
| 1 | Deckchair frame | 131,5 × 60 × 5,5cm | 1 |
| 2 | Sling | 115 × 44cm | 1 |
| 3 | Round bar | Ø42 × 1,5cm | 2 |

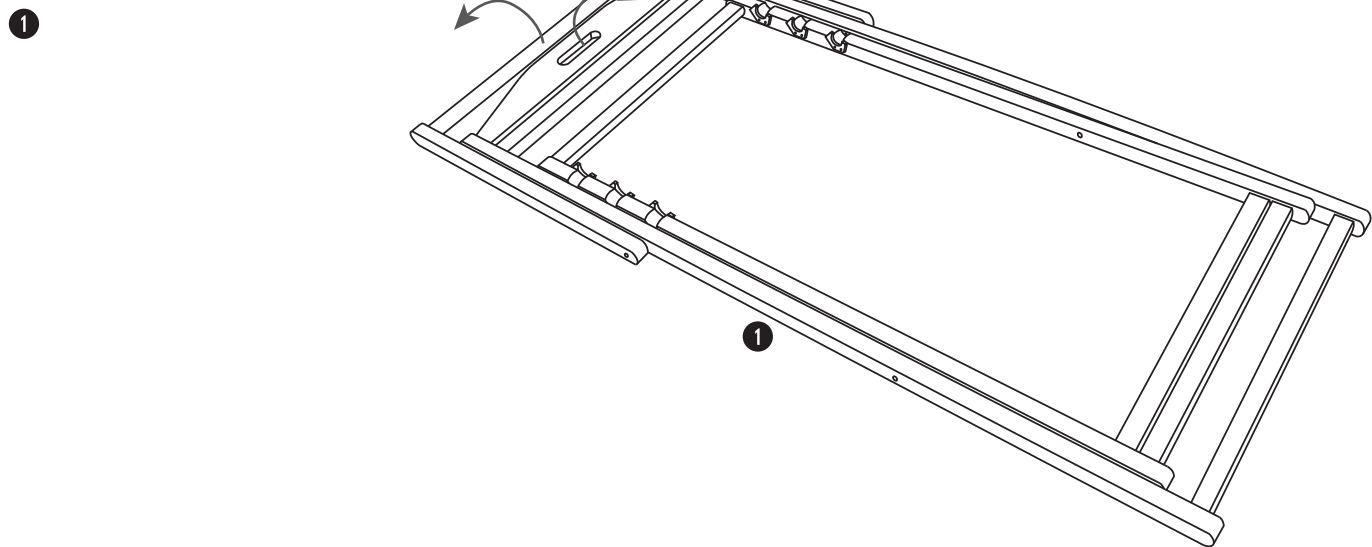
Stock number: 820 35001
Chair overall size: H74 W60 D100cm

Product Assembly

Anyday Eucalyptus Deckchair
820 35001

Step 1

Parts



Product Assembly

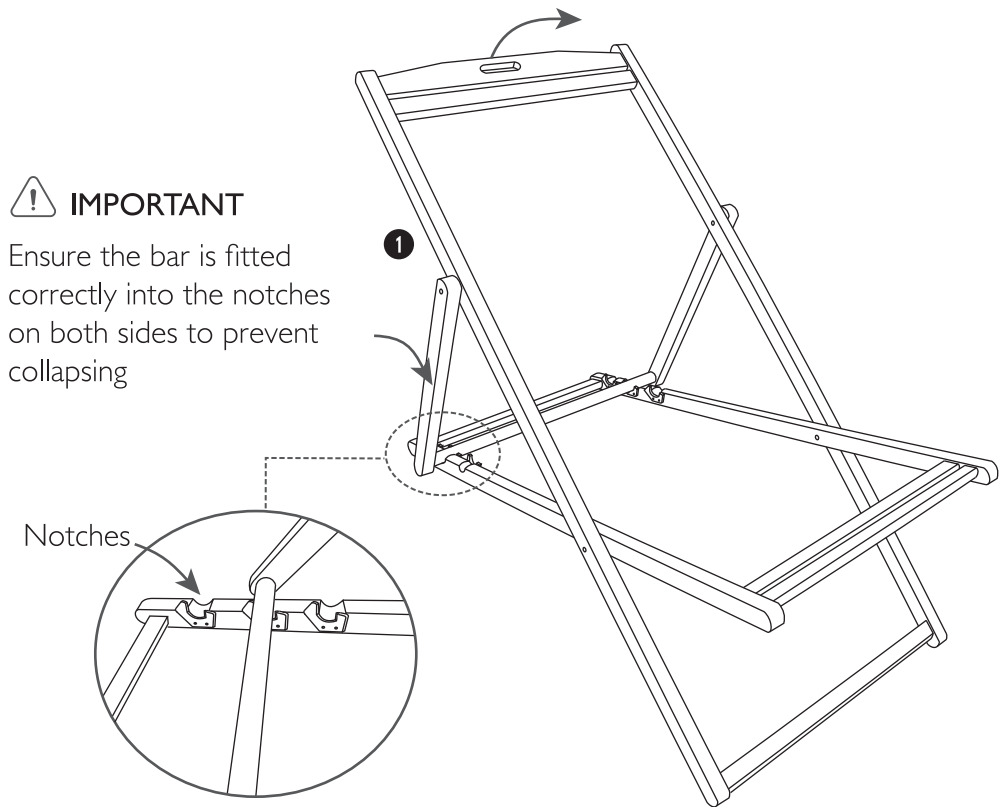
Anyday Eucalyptus Deckchair
820 35001

Step 2

! IMPORTANT

Ensure the bar is fitted correctly into the notches on both sides to prevent collapsing

Notches

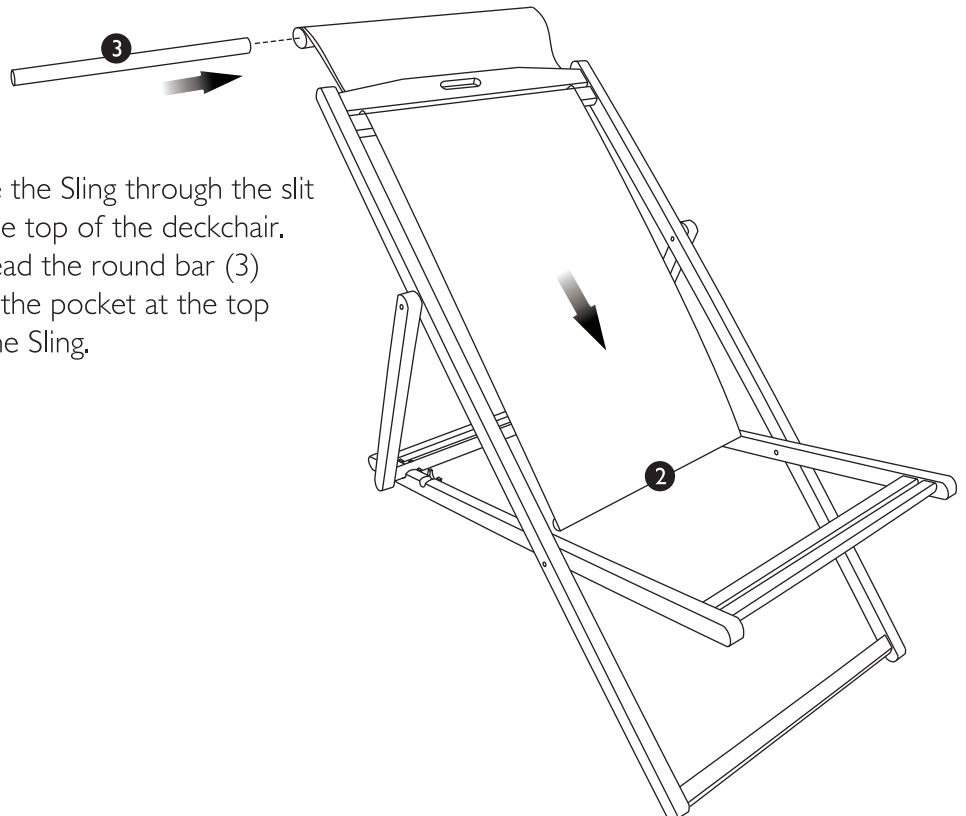


Step 3

Parts

2 3

- ! Slide the Sling through the slit at the top of the deckchair. Thread the round bar (3) into the pocket at the top of the Sling.



Product Assembly

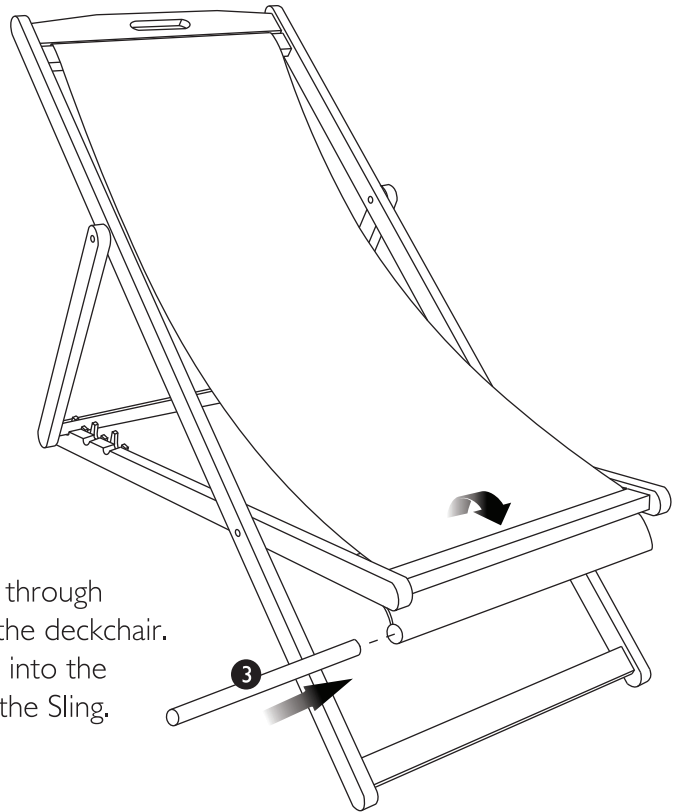
Anyday Eucalyptus Deckchair
820 35001

Step 4

Parts

3

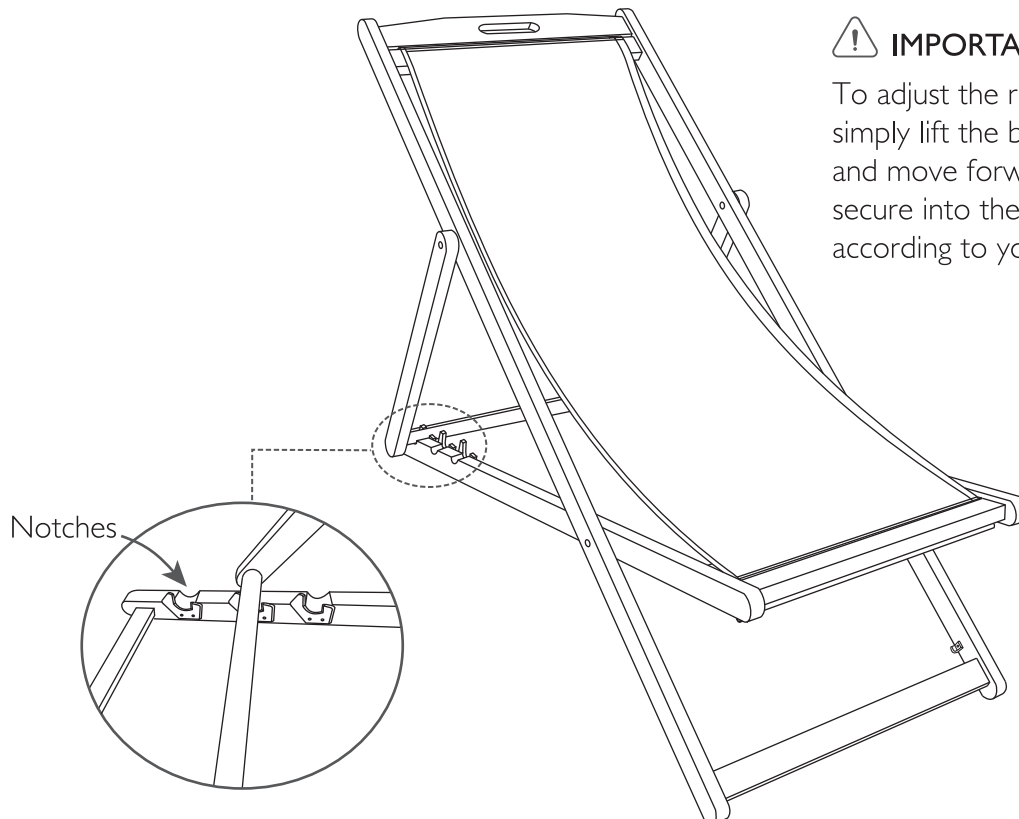
- ⓘ Slide the end of the Sling through the slit at the bottom of the deckchair. Thread the round bar (3) into the pocket at the bottom of the Sling.



Step 5

⚠ IMPORTANT

To adjust the rake of the chair simply lift the bar from the notches and move forwards/backwards and secure into the other notches, according to your preference.



IMPORTANT, RETAIN FOR FUTURE REFERENCE: READ CAREFULLY!

Care guide

Care and maintenance

Wood furniture

Wood is a natural material which can deteriorate in appearance when left outside. A surface coating is recommended to protect the wood from exposure to moisture and UV rays which can cause splitting and darkening, when exposed to the weather. The finish should be regularly maintained to ensure that the wood is protected from moisture and the furniture continues to look its best. The wood has been treated with oil during manufacturing, so does not normally require an additional coating prior to use.

If the furniture is intended to be left outside for a prolonged period of severe weather conditions, another coat of oil is required.

When a top up coat is required, please follow the instructions in the maintenance section for the best results.

Fine surface cracks can appear in hardwood over time. If the wood is regularly coated and the product is stored according to the guidance in this instruction manual, this should not affect the structural integrity of the product.

How to care for your wood furniture

The wood care maintenance guide is for reference only. It is recommended to follow the application guide provided by varnish/oil manufacturers.

In order to maintain the appearance of the wood, regular coating of oil must be applied. The frequency will depend on the weather conditions experienced.

1. Oil is best applied with a clean cloth. Simply wipe the oil onto the wood surface straight from the container.
2. Treat all surfaces of the furniture. Please ensure that any hidden surfaces (such as those exposed when the furniture is turned upside down) are also treated.

Particular care should be given to the end grain and any joints or crevices.

3. Let the surface dry out. This can take 4 to 12 hours but depends on the surrounding conditions.
4. Repeat step 2 & 3 with at least 2 more coats of oil. Extra coats will give semi gloss sheen once the oil has dried out. Any excess oil can be wiped off with a clean cloth. Please follow the application guide provided by varnish / oil manufacturers.

Safety instructions

Make sure the assembly instructions have been followed correctly.

Failure to follow all of the instructions and warnings may cause injury.

Keep children well away from the construction area.

The chair has been designed to withstand a maximum weight of 110kgs.

Do not use the chair as a step stool/ladder. Do not stand or jump on the chair.

Do not rock the chair whilst seated. Beware of the risk of falling and tipping.

Pregnant women should take additional care when using this product.

Children should always be under direct adult supervision whilst using this product and must not be allowed to operate any folding or adjustable mechanisms.

Always use on firm level ground, ensuring all legs remain in contact with the ground.

Make sure the chair is fully opened, manually locked. Keep hands away from folding mechanisms to prevent entrapment.

If the product is broken or damaged, discontinue use immediately.

Outdoor fair weather and domestic use only. Always protect from severe weather conditions.

During bad weather or winter months the product should be stored in a cool and dry place. Keep away from fire.

Care instruction for the deckchair sling

Hand wash at 30 C with mild detergent & water. Do not bleach. Do not tumble dry. Do not iron.

Do not dry clean. Keep away from open flame !

