

KITCHENS

2023 / 2024



JOHN LEWIS
& PARTNERS



HANOVER
Diamonte Ceramica

YOUR KITCHEN GUIDE

Your kitchen is the heart of your home – and choosing the right one is a big decision that needs to work around you. Whether you want yours to be a buzzing, practical hub of activity, a bold style statement or a tranquil space, we’re here to help bring it to life.

This guide is packed with ideas and inspiration, as well as useful tips for creating your own unique kitchen. It introduces our 14 kitchen ranges, so you can start making the big choices – and takes you through everything from worktops to handles, lighting and sinks, so you can get thinking about the smaller details too.

Turn to page 106 to find out how to book your free video or in-store consultation with one of our Partners. And let us take care of everything, from designing to fitting; the big idea, right down to the last gleaming tap.

WHY CHOOSE JOHN LEWIS & PARTNERS?

Your kitchen's in good hands with us	4
Create your dream kitchen	6

INSPIRATION

Bright ideas for dark chic	8
Get creative with colour	14
The quiet power of neutrals	20
Love the open plan life	26
Clean lines and sleek style	30
Big style for small spaces	34
Perfect places to put things	36
A clutter-free laundry and utility	42

CHOOSE YOUR KITCHEN

Welcome to our ranges	46
Pick a colour you love	48
Choose your kitchen	50

RANGE GUIDE

JOHN LEWIS ELEMENTS

Merano	54
Aldham	56
Fairford	58
Astbury	60

JOHN LEWIS EDITION

Modena	62
Savina	66
Carradale	68
Chichester	70
Ambleside	72

JOHN LEWIS DESIGN EDITION

Hanover	74
Burford	76
Leckford	78
Windsor	80
Highgrove	82

THINGS TO CONSIDER

Handles	84
Taps	86
Sinks	88
Worktops	92
Splashbacks	95
Lighting	96
Home Design Service	98
Home appliances	100
Installing your kitchen	104

BEGIN YOUR JOURNEY

Your next steps	106
-----------------	-----

WHY CHOOSE JOHN LEWIS AND PARTNERS?

YOUR KITCHEN’S IN GOOD HANDS WITH US

We've been selling fitted kitchens since 1953, which means we bring all our experience and skills to every design we create. To reflect changing styles and the way we use our homes, our ranges are always evolving – and we regularly re-examine every detail for quality, purpose, relevance and beauty. From planning to installing, we make sure every element works together.



THE QUALITY CRAFTSMANSHIP YOU EXPECT

Our kitchens are hand-built in the UK, using carefully sourced materials. You can always be sure of the highest standards of workmanship – from crafting your kitchen, to the carefully selected and approved installers who fit it.

OUR GUARANTEES GIVE YOU PEACE OF MIND

With guarantees covering 25 years for our cabinetry, ten years for doors, fixtures and fittings, and two years for workmanship, you can truly relax in your new kitchen from the second it's finished.



Workmanship Guarantee



Doors and Fittings Guarantee



Cabinetry Guarantee

ENJOY EXPERT KITCHEN DESIGN

Once you've had a consultation and met with a planner, we'll create a bespoke 3D design for your kitchen. So whether you've an awkward corner you need to make the most of, or dream of a walk-in pantry – we'll create a kitchen that works brilliantly for you.

WE'RE PLANTING TREES FOR OUR PLANET

John Lewis are supporting an initiative to plant a tree for every kitchen we install – and our suppliers have pledged to do so as well.

Trees for Life

THE DETAILS THAT MAKE THE DIFFERENCE

Versatile range of cabinet widths, heights and depths, including specially constructed units for sinks and hobs

Every kitchen made to order and built in Britain

Rigid built cabinets with factory fitted mechanisms for easier installation

19mm Glue and dowel cabinets - sturdier than cam and dowel and glued for extra stability and strength

Soft-close hinges that open to 110 degrees on all cabinets

Dovetail joints as standard on in-frame wooden drawers for a beautiful crafted finish



JOINERY

Our kitchens are hand-crafted using traditional materials and methods. From high quality MDF and responsibly sourced timber to rigid cabinets with a glue and dowel construction and dove tail joints on our wooden drawers.



1

INSPIRATION

First things first. Let yourself dream a little with the trends, looks and ideas in this guide – then visit one of our kitchen showroom branches to see our ranges on display, before making your dreams a reality with our expert help.

www.johnlewis.com/our-services/john-lewis-fitted-kitchens

2

CONSULTATION

Next step is to book a one-hour consultation with one of our Showroom Partners, either in the showroom or via video call. This is your chance to discuss styles you like, with inspiration and guidance if you're not sure what you want yet. You'll also discuss how you'll use your kitchen, and of course, your budget.



5

DELIVERY DAY

Not long to wait now: you can expect delivery of your kitchen from ten weeks after your order, and a few days before installation. We'll contact you two weeks beforehand to confirm all the details and arrange final payments.

6

EXPERT FITTING

Finally, the big day! Our experienced installers will start by removing and disposing of your old kitchen and appliances. Then they'll get on with installing your kitchen (see page 104 for more on installation).

Depending on the size and complexity of the project, the first stage of installation usually takes around two weeks – with extra time factored in for worktop templating (see page 94) and anything that needs to be fixed. When everything is finished, your kitchen will be left clean, tidy and ready for you to enjoy.

7

LOVE IT FOR YEARS TO COME

All our kitchens come with solid guarantees – so not only will you get to appreciate yours every day... but you'll enjoy the long term peace of mind too.

CREATE YOUR DREAM KITCHEN

We're here to make it all as easy as possible – from expert design inspiration and styling, to project coordination and expert fitting. We know that having a new kitchen installed is a complex project, and can be a major upheaval in your home. For this reason, we'll assign you a dedicated case manager, who will be on hand to support you at every stage, and help with any issues or questions.

3

YOUR DESIGN

When you're ready to get started arrange an appointment with one of our planners. They can come to you or you can come to us, or we can meet virtually (you'll need to bring your own detailed measurements if we're not visiting your home). They'll bring your ideas to life with your own 3D bespoke design, guiding and advising you all the way.

4

PRE-SITE SURVEY

When you're happy with everything and give the ok to proceed, your fitter will visit your property for a final measure and confirm the work required. Your case manager will then get in touch to book a start date and take a 20% deposit.



ASTBURY

Indigo blue and dust grey



BRIGHT IDEAS FOR DARK CHIC

Go dark for sophisticated chic, modern cosy or full-on drama. Pair inky blues or deepest greens with plenty of natural light and bright, cheerful walls for a luxurious contemporary look. To keep things airy, finish with beautiful contrasting worktops. Bring on the dark...

MAKE A FRESH, SLEEK STATEMENT BY GOING DARK ON YOUR LOWER UNITS



BURFORD
Diamond grey

FOR SMALLER SPACES, MIX YOUR DARK UNITS WITH WARM, BRIGHTER WALLS, AND CREATE A FEELING OF SPACE WITH OPEN SHELVING

Floor-to-ceiling dark built-in units make a real impact, a bit like a feature wall in your kitchen. Choose pops of colour to contrast and add some fun.

For a warmer take on the dark trend, try stunning burgundy. Mix it with fresh white to keep things modern.



HANOVER
Tempesta ceramic



WINDSOR
Burgundy

MAKE IT MATCH
Go all-in and match your units and walls for a striking, almost cocooning feel. Keep it balanced with light wood on the worktops and floor. Deep, rich green is an elegant way to do dark, especially if your kitchen connects to the outside.



GET CREATIVE WITH COLOUR

Our kitchens come in a wide variety of colours – so you can either go all one shade, or pick out features like an island, larder or wall cabinets for eye-catching contrast. Mix colours up, clash for impact, or go for balanced harmony with tonal shades – the palette is yours to play with. From candy-shop pinks and vibrant pops to chilled-out beautiful blues, choose a look that'll lift you every day.



Continue the colour throughout your space, by using the same cabinetry for your living room or office storage.



TRY DIFFERENT SHADES OF THE SAME COLOUR ON BASE AND WALL CABINETS
TO CREATE SUBTLE CONTRAST, TEXTURE AND PERSPECTIVE

LECKFORD
Denim blue



SAVINA
Light grey



Make a tranquil space with restful blues - light and breezy with your morning coffee, and calm to come home to after a hectic day.

A SPLASH OF COLOUR
A coloured glass splashback or worktop can add harmony to your colour scheme. Choose any one of the shades we have in stock, or ask us to colour-match for you.

PAINT IT HAPPY
Switch things round and keep units neutral, while using some Little Greene paint to show your colourful side on the walls. Ask us about our Home Design Service if you'd like some extra inspiration.

THE QUIET POWER OF NEUTRALS

Never underestimate a neutral. Adaptable to any style – from traditional to country to contemporary – they offer endless possibilities for any space. Create a warm, cosy welcome with natural earthy tones. Go sleek, simple and spacious with a low-key colour that lets your features shine. Think of neutrals as the calm, collected backdrop to your busy life... an oasis of calm for your kitchen.



EXPERIMENT WITH LAYERING YOUR NEUTRALS,
FOR A SERENE YET TEXTURED LOOK

CONTEMPORARY COOL

Keep it simple and fuss-free with cool colours and a sharp linear design. Textured units add depth and interest, while plants and accessories infuse your kitchen with personality.



MODENA

Mineral silver



FAIRFORD

White



WHITE AND BRIGHT

Create a clean, crisp feel with bright, fresh white – and combine it with natural wood to add some warmth.

MIX WARM IVORY UNITS WITH WOODEN WORKTOPS AND PLENTY
OF PLANTS, TO CREATE A BACK-TO-NATURE FEEL



LOVE THE OPEN PLAN LIFE

Cook, eat, relax, keep an eye on the kids, or stay central to your socialising, all in the same welcoming space. More people than ever are discovering the refreshing joys of open plan living – with bright, airy multifunctional kitchens which make life that little bit easier.



A PENINSULA CREATES A SOFT DIVIDE BETWEEN LIVING SPACES, AND IS GREAT FOR HOMEWORK OR CUPPAS. IT'S ALSO A CLEVER ALTERNATIVE TO AN ISLAND, AS THERE'S MORE STORAGE SPACE



AMBLESIDE
Taupe grey



A LARGER UNIT WITH PULL OUT DRAWERS AND A SEPARATE FRIDGE AND FREEZER MAXIMISES SPACE WITH A PLACE FOR EVERYTHING

When designing a kitchen for open plan living, you have to carefully consider how clients will use the space and how they want to move around it.

In this design, the movement from the hallway door to the living space was important and meant that a kitchen peninsula was a perfect solution.

The peninsula gives the worktop area of a large island, but without getting in the way and being a barrier to the living space.

It is a great way of disguising the pillar that a typical extension leaves when a supporting wall is removed, whilst giving a wider walkway that would have been difficult to achieve with an island.

It was important to keep the peninsula worktop clear for seating, meals or a bit of homework, and it helps to 'zone' the space; cooking, prep, refrigeration and wet area, splitting the living/dining space from the kitchen but leaving that 'open-plan feel'



RICHARD WARREN

Kitchen Designer



HANOVER
Blanco glass and nero glass



**CLEAN LINES AND
SLEEK STYLE**

Opt for premium minimalism and streamlined design, with our newest contemporary range, Hanover. Its higher cabinets, wide drawers and sleek handleless simplicity contrasts with stunning finishes in glass or ceramic, polished or satin – for the ultimate in smart modern style.

THE HIGHER, DEEPER CABINETS IN OUR HANOVER RANGE
OFFER LOTS OF STYLISH STORAGE



HIGHER, DEEPER CABINETS

A higher base unit makes prepping that bit more comfortable – and Hanover cabinets have extra depth and a lower plinth to maximise space, so there's plenty of storage space.

WIDE DRAWERS

The Hanover range goes extra wide with its drawers for a luxurious feeling of space, and a more streamlined effect across your kitchen.

ON-TREND HANDLELESS DOORS OFFER A SMOOTH UNBROKEN LINE, FOR A MODERN, UNCLUTTERED MINIMALIST FEEL

SOFT MATT, CERAMIC OR GLASS FINISH

Hanover's beautifully contemporary finishes are super-hard-wearing. Go for the gloss or matt uniform finish of glass, a more natural matt look with ceramic, or subtle, touchable soft matt in a range of five colours.



BIG STYLE FOR SMALL SPACES

There are lots of storage tricks you can use to make a smaller kitchen work for you. From ceiling-height cabinets and tucked-away drawers, to a boiling water tap to save space on the counter – small can most definitely be both beautiful and functional.

KEEP IT COMPACT

A compact oven allows for storage underneath for pots, pans and trays.



A PRACTICAL PULL-OUT

A pull-out cupboard saves space, and is a handy way to store your spices and oils.



IF YOU HAVE THE SPACE, WHY NOT INCORPORATE A WALK-IN PANTRY INTO YOUR DESIGN? IT'S PERFECT FOR STORING GROCERIES AND KITCHEN EQUIPMENT



PERFECT PLACES TO PUT THINGS

Organised minimalism is a well-stocked kitchen's new best friend. Our solutions show how you can tidily hide food and appliances away and still keep them easy to access - think corner pull-outs, side units and even a walk-in pantry.



TALL PULL-OUT
If you're low on space, tall pull-out units are a super-efficient way to keep food and appliances.



LECKFORD LARDER UNIT
Open up and have everything on view at once, with a country-kitchen style larder.



KEEP CROCKERY SAFELY AND TIDILY IN ITS PLACE,
WITH A SPECIFICALLY DESIGNED DRAWER



SIDE PANELS

Every space can be put to use – even the end of your units. Side panels can be a great place to store things like cookery books.



CORNER UNIT

Pots and pans can be nicely tucked away in a corner, with these swing-out carousel shelves.

A CLUTTER-FREE LAUNDRY AND UTILITY

A well-designed utility and laundry area can make those everyday jobs a bit less of a chore. From boot space to tall cupboards and sinks big enough to wash clothes or muddy paws, keeping things clean has never been so inviting.



CARRADALE
Dusk blue



THINK ABOUT BUILT-IN COAT AND SHOE STORAGE – WITH TALL
ENCLOSED UNITS FOR THINGS LIKE BROOMS AND MOPS

BUTLER SINK

This country staple is great for soaking and scrubbing. Choose a spray tap for extra-efficient rinsing of muddy boots.



HIDDEN STORAGE

If you don't have space for a separate utility, you can still hide away your appliances for a clean, uncluttered feel.

UNDER-SINK DRAWER

A compartment drawer that slides smoothly out from under the sink is perfect for organising and storing your cleaning products.



WELCOME TO OUR KITCHEN RANGES

We're delighted to introduce our 14 kitchen ranges, from practical affordability to premium luxury



Making it easy to compare

To give you an idea how each range compares, the price for the units uses an example layout (see below) of 12 units, including a 3 drawer base unit and end panels, plus an integrated fridge freezer housing and a corner unit.

Of course, your kitchen may require more or fewer elements, but it's a good starting point for your budgeting. Worktop starting prices based on this 12 unit layout can be found on page 92. You can see a full range of our sinks, taps and appliances on johnlewis.com

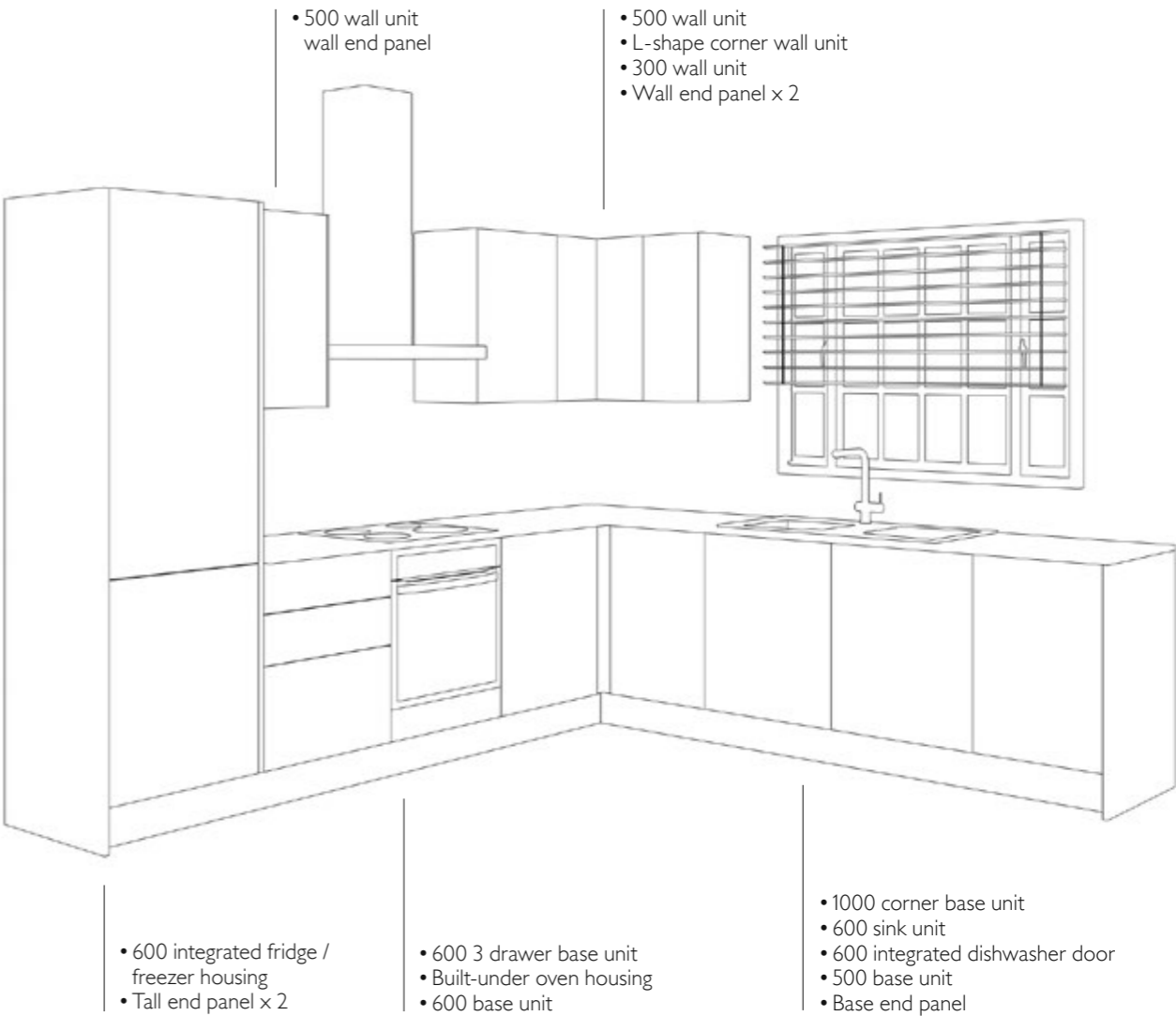
INSTALLATION

Starting price £4,000

The basic installation cost given for the 12 unit example includes installation of a standard laminate worktop or temporary worktop for templating. Costs will vary depending on product, layout and complexity of the design.

BASIC INSTALLATION INCLUDES

- Removal and disposal of your kitchen
- Installation of 12 units, panels and plinths
- Installation and connection of appliances
- Installation of worktops
- Pre-site survey
- Post-fit check and sign off



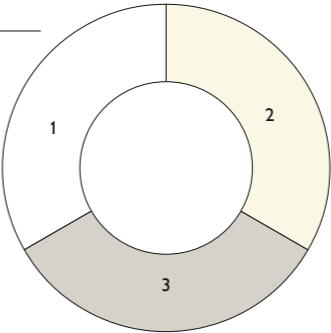
PICK A COLOUR YOU LOVE

Choosing the colour of your new kitchen is perhaps the most emotional and subjective part of the whole journey. You may have an exact shade in mind – perhaps one that fits in with the rest of your home, or simply your favourite colour – but if not, then we have plenty to choose from.

Neutrals give a grounding, calm feel and can work with any colour scheme. Greys can be a beautiful backdrop to pops of colour and busy lives. Greens work wonderfully if your kitchen connects to outside space, while relaxing blues make a tranquil space, and earthy tones give a warm farmhouse-style welcome.

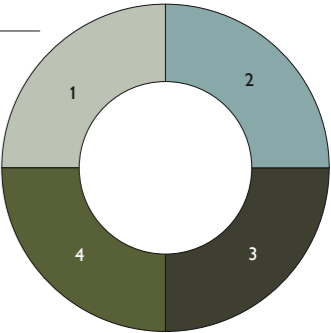
NEUTRALS

1. White
2. Ivory
3. Cashmere



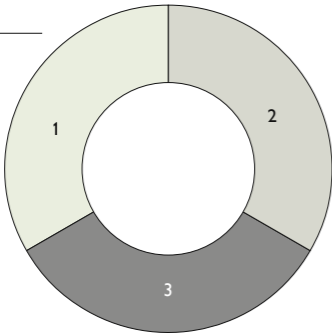
GREENS

1. Meadow green
2. Teal mist
3. Forest
4. Olive Green



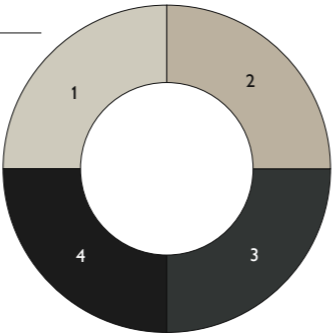
COOL GREYS

1. Light grey
2. Blue grey
3. Dust grey



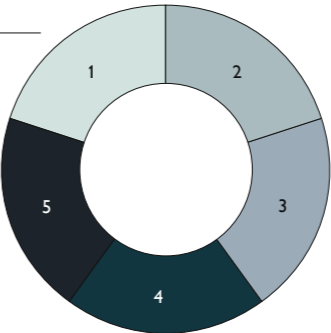
WARM GREYS

1. Taupe grey
2. Pebble grey
3. Diamond grey
4. Black



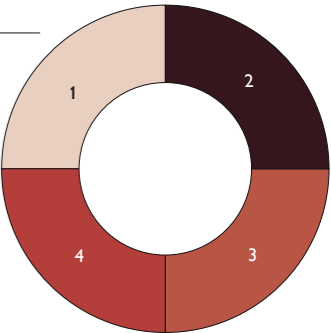
BLUES

1. Sky
2. Storm
3. Denim
4. Dusk blue
5. Indigo blue



WARM TONES

1. Blossom
2. Burgundy
3. Burnt orange
4. Cherry red



CHOOSE YOUR KITCHEN

Introducing our three curated collections

Once you've gathered together all your inspiration and ideas, it's time to start thinking about the style of your kitchen. We'll guide you through, helping you choose whether you'd like to go traditional or contemporary, which kind of materials you'd like, and what will suit your budget.

JOHN LEWIS ELEMENTS

John Lewis Elements is a curated selection of quality kitchens, offering great value for money, and all the elements you need. Choose from eight colours, and go for either modern slab doors, or a more traditional shaker style.

PRICES ARE GIVEN FOR A 12 UNIT KITCHEN

See example layout on page 47

RANGES

Starting prices are shown

Merano	£4,805
Aldham	£5,588
Fairford	£5,560
Astbury	£5,985

FEATURES

Foil coated MDF

8 colour choices

CABINETRY

Standard wirework and drawer box

GUARANTEE



Cabinetry
Guarantee



Doors and Fittings
Guarantee



8 COLOUR CHOICES

1. White
2. Ivory
3. Cashmere
4. Light grey
5. Dust grey
6. Indigo blue
7. Meadow green
8. Dark green



RANGES IN THIS COLLECTION

CONTEMPORARY STYLE



MERANO
Slab door

SHAKER STYLE



ALDHAM
Woodgrain
shaker



FAIRFORD
Classic smooth
shaker



ASTBURY
Slim shaker

JOHN LEWIS
EDITION

With our John Lewis Edition you can choose from a wider selection of colours, cabinetry and painted doors, helping you create a dream kitchen at the heart of your home. Choose from five ranges and 23 colours, in a variety of traditional or contemporary styles.



PRICES GIVEN FOR A 12
UNIT KITCHEN

See example layout on page 47

RANGES

Starting prices are shown

Modena	£6,292
Savina	£6,472
Carradale	£7,547
Chichester	£7,547
Ambleside	£7,547

FEATURES

Hand painted MDF

23 colour choices

Additional accent
finishes in Modena

CABINETRY

Chrome wirework,
standard drawer box

Wide range of cabinetry

GUARANTEE



Cabinetry
Guarantee



Doors and Fittings
Guarantee

FULL COLOUR RANGE*

- | | |
|-----------------|------------------|
| 1. White | 13. Dusk blue |
| 2. Ivory | 14. Indigo blue |
| 3. Cashmere | 15. Sky |
| 4. Taupe grey | 16. Meadow green |
| 5. Pebble grey | 17. Teal mist |
| 6. Light grey | 18. Forest |
| 7. Dust grey | 19. Olive green |
| 8. Diamond grey | 20. Blossom |
| 9. Blue grey | 21. Burnt orange |
| 10. Black | 22. Burgundy |
| 11. Storm | 23. Cherry red |
| 12. Denim | |

* Specific colour palette and a range of premium finishes available for Modena (see page 62-63)



RANGES IN THIS COLLECTION

CONTEMPORARY
STYLE




MODENA
Slab door

SHAKER
STYLE



SAVINA
On-trend
J Pull



CARRADALE
Bevelled edge
smooth shaker



AMBLESIDE
Classic smooth
shaker



CHICHESTER
Slim shaker

JOHN LEWIS
DESIGN EDITION

The John Lewis Design Edition brings you our most aspirational kitchens, crafted from premium materials in a truly inspired curation of contemporary and shaker styles. Choose modern or classic luxury, and create a space that will delight you every day



PRICES ARE GIVEN FOR
A 12 UNIT KITCHEN

See example layout on page 47

RANGES

Starting prices are shown

Hanover	£6,862
Burford	£8,504
Leckford	£8,504
Windsor	£10,144
Highgrove	£10,539

FEATURES

Premium painted timber

Glass or ceramic finish

23 colour choices

CABINETRY

Chrome or anthracite wirework,
oak or premium drawer box

Wide range of cabinetry

GUARANTEE



Cabinetry
Guarantee



Doors and Fittings
Guarantee

FULL COLOUR RANGE*

- | | |
|-----------------|------------------|
| 1. White | 13. Dusk blue |
| 2. Ivory | 14. Indigo blue |
| 3. Cashmere | 15. Sky |
| 4. Taupe grey | 16. Meadow green |
| 5. Pebble grey | 17. Teal mist |
| 6. Light grey | 18. Forest |
| 7. Dust grey | 19. Olive green |
| 8. Diamond grey | 20. Blossom |
| 9. Blue grey | 21. Burnt orange |
| 10. Black | 22. Burgundy |
| 11. Storm | 23. Cherry red |
| 12. Denim | |

* Specific colour palette available for Hanover (see page 74-75)



RANGES IN THIS COLLECTION

CONTEMPORARY
STYLE



HANOVER
Handleless
slab door

SHAKER
STYLE



LECKFORD
Solid wood 5
piece shaker



BURFORD
Solid wood
bevelled edge
shaker



WINDSOR
Solid wood
in frame



HIGHGROVE
Smooth in
frame

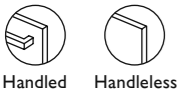
JOHN LEWIS
ELEMENTS

MERANO

If you'd like modern styling on a lower budget, meet our most affordable contemporary range. Practical and adaptable, the Merano kitchen is beautifully sleek, with clean lines and a fuss-free finish. Choose from eight matt or three gloss colours.

FEATURES

- Affordable and contemporary
- MDF core wrapped in hard-wearing foil
- Modern slab doors
- Available with any handle, or handleless with your choice of grip profile colour



COLOUR CHOICES

- MATT COLOURS
- 1

2

3

4

5

6

7

8
- 1. White
 - 2. Ivory
 - 3. Cashmere
 - 4. Light grey
 - 5. Dust grey
 - 6. Indigo blue
 - 7. Meadow green
 - 8. Dark green

- GLOSS COLOURS
- 1

2

3
- 1. Gloss white
 - 2. Gloss light grey
 - 3. Gloss dust grey



MERANO

The below cost is an example based on the layout on page 47, and includes units only. Worktop prices can be found on pages 92-95, while installation information is on page 104.



PRICE GUIDE

MATT	
HANDLED	£4,805
HANDLELESS	£5,361
GLOSS	
HANDLED	£4,865
HANDLELESS	£5,374

Shown in light grey gloss with a glass sea green worktop

JOHN LEWIS
ELEMENTS

ALDHAM

Our affordable Aldham kitchen has the traditional panelled shaker style, creating a warm welcome in the heart of your home. Its textured woodgrain-effect doors add an authentic touch – with the look of real timber, but without the price tag. The classic five-piece shaker design is available in six matt shades.

FEATURES

- Affordable shaker design with wood-texture finish
- MDF core wrapped in hard-wearing foil
- 5 piece shaker
- Available with any handle, or handleless with your choice of grip profile colour



COLOUR CHOICES

- MATT COLOURS
- 1

2

3

4

5

6
- 1. White
 - 2. Ivory
 - 3. Cashmere
 - 4. Light grey
 - 5. Dust grey
 - 6. Indigo blue



ALDHAM

The below cost is an example based on the layout on page 47, and includes units only. Worktop prices can be found on pages 92-95, while installation information is on page 104.



PRICE GUIDE

HANDLED £5,588

Shown in ivory with a prime ash wood worktop

JOHN LEWIS
ELEMENTS

FAIRFORD

The smooth finish on this affordable shaker-style kitchen gives our Fairford range a fresh, classic feel. Choose your cabinets in a range of eight colours, and let it fit your own unique style.

- FEATURES
- Affordable shaker design with smooth finish
- MDF core wrapped in hard-wearing foil
- Available with any handle, with your choice



- COLOUR CHOICES
- MATT COLOURS
- 1

2

3

4

5

6

7

8
1. White

2. Ivory

3. Cashmere

4. Light grey

5. Dust grey

6. Indigo blue

7. Meadow green

8. Dark green



FAIRFORD

The below cost is an example based on the layout on page 47, and includes units only. Worktop prices can be found on pages 92-95, while installation information is on page 104.



PRICE GUIDE	
HANDLED	£5,560

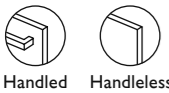
Shown in white with a wooden white worktop

ASTBURY

Whether you're looking for a modern or classic feel, our hard-wearing foil-wrapped Astbury kitchen is one of our most versatile ranges. Whether you go for handled or handleless, the design can adapt to fit whatever style you like. Its smooth shaker doors have a smart, slimmer frame – and you can choose from eight matt colours.

FEATURES

- Slimmer shaker style
- MDF core wrapped in hard-wearing foil
- Available with any handle, or handleless with your choice of grip profile colour



COLOUR CHOICES

- MATT COLOURS
- 1

2

3

4

5

6

7

8
- 1. White
 - 2. Ivory
 - 3. Cashmere
 - 4. Light grey
 - 5. Dust grey
 - 6. Indigo blue
 - 7. Meadow green
 - 8. Dark green



ASTBURY

The below cost is an example based on the layout on page 47, and includes units only. Worktop prices can be found on pages 92-95, while installation information is on page 104.



PRICE GUIDE

HANDLED	£5,985
HANDLELESS	£6,429

Shown in indigo blue and dust grey with a quartz crystal worktop

MODENA

This contemporary range offers colour-lovers our widest choice of shades and finishes – choose from 23 colours, and wood or stone-look laminate. So go matt, gloss or textured, or mix all three for your own unique design. Select handles or handleless to complete the look.



FEATURES

Available in 23 matt and 6 gloss colours

Choose from six accent finishes in wood or stone looks

Available with any handle, or handleless with your choice of grip profile colour



COLOUR CHOICES

MATT COLOURS



- | | |
|-----------------|------------------|
| 1. White | 13. Dusk blue |
| 2. Ivory | 14. Indigo blue |
| 3. Cashmere | 15. Sky |
| 4. Taupe grey | 16. Meadow green |
| 5. Pebble grey | 17. Teal mist |
| 6. Light grey | 18. Forest |
| 7. Dust grey | 19. Olive green |
| 8. Diamond grey | 20. Blossom |
| 9. Blue grey | 21. Burnt orange |
| 10. Black | 22. Burgundy |
| 11. Storm | 23. Cherry red |
| 12. Denim | |

GLOSS COLOURS



- | | |
|-----------------|---------------|
| 1. Gloss white | 4. Light grey |
| 2. Gloss ivory | 5. Dust grey |
| 3. Gloss oyster | 6. Anthracite |

ACCENT FINISHES



- | | |
|-----------------------|-------------------|
| 1. Mineral silver | 4. Oak dark |
| 2. Mineral anthracite | 5. Natural oak |
| 3. Nautic oak | 6. Natural walnut |

Shown in teal mist and sky with a Ceramica worktop in calacatta fine



MODENA



MODENA

The below cost is an example based on the layout on page 47, and includes units only. Worktop prices can be found on pages 92-95, while installation information is on page 104.



PRICE GUIDE

MATT

HANDLED	£6,354
HANDLELESS	£7,049

GLOSS

HANDLED	£6,292
HANDLELESS	£7,416

ACCENT

HANDLED	£6,354
HANDLELESS	£7,082

Shown in mineral anthracite with a wooden black oak worktop

JOHN LEWIS
EDITION

SAVINA

With J-Pull handles cleverly integrated into the design, our Savina range is an affordable way to achieve that no-handle sleek, contemporary look. Get creative with the wide choice of colours and finishes; go for neutral gloss, or any matt shade from white to burnt orange.

FEATURES

Choose from 23 matt and 6 gloss colours

Integrated J-Pull handle for an affordable handleless look

MDF painted to order



COLOUR CHOICES

MATT COLOURS



1. White

2. Ivory

3. Cashmere

4. Taupe grey

5. Pebble grey

6. Light grey

7. Dust grey

8. Diamond grey
9. Blue grey

10. Black

11. Storm

12. Denim

13. Dusk blue

14. Indigo blue

15. Sky

16. Meadow green
17. Teal mist

18. Forest

19. Olive green

20. Blossom

21. Burnt orange

22. Burgundy

23. Cherry red

GLOSS COLOURS



1. Gloss white

2. Gloss ivory

3. Gloss oyster
4. Light grey

5. Dust grey

6. Anthracite



SAVINA

The below cost is an example based on the layout on page 47, and includes units only. Worktop prices can be found on pages 92-95, while installation information is on page 104.



PRICE GUIDE

MATT

J-PULL £6,472

GLOSS

J-PULL £7,130

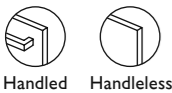
Shown in light grey with a quartz ceres worktop

CARRADALE

The smooth, one-piece shaker-style door design of our Carradale range has a bevelled frame for a timeless feel. Choose classic handled, or handleless for a more modern take. Build your own look from a spectrum of 23 matt colours, from fresh brights and versatile neutrals, to chic, sophisticated darks.

FEATURES

- Shaker design with bevelled frame
- Choose from 23 matt colours
- Available with any handle or handleless and touch



COLOUR CHOICES

MATT COLOURS



- | | | |
|-----------------|------------------|------------------|
| 1. White | 9. Blue grey | 17. Teal mist |
| 2. Ivory | 10. Black | 18. Forest |
| 3. Cashmere | 11. Storm | 19. Olive green |
| 4. Taupe grey | 12. Denim | 20. Blossom |
| 5. Pebble grey | 13. Dusk blue | 21. Burnt orange |
| 6. Light grey | 14. Indigo blue | 22. Burgundy |
| 7. Dust grey | 15. Sky | 23. Cherry red |
| 8. Diamond grey | 16. Meadow green | |



CARRADALE

The below cost is an example based on the layout on page 47, and includes units only. Worktop prices can be found on pages 92-95, while installation information is on page 104.



PRICE GUIDE

HANDLED	£7,547
HANDLELESS	£8,159

Shown in dusk blue and burnt orange with a quartz Jupiter and white oiled oak worktop

JOHN LEWIS
EDITION

CHICHESTER

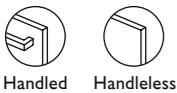
Our flexible Chichester range is so versatile, it can adapt to either a modern or classic style. Its shaker doors have a smooth, angular look and a slim frame – so they won’t overwhelm small rooms, yet look elegant in large spaces. Choose from 23 matt painted colours, and go handled or handleless to transform the look.

FEATURES

Shaker design with slim frame

Painted-to-order in a choice of 23 matt colours

Available with any handle, or handleless with your choice of grip profile colour



COLOUR CHOICES

MATT COLOURS



1. White

2. Ivory

3. Cashmere

4. Taupe grey

5. Pebble grey

6. Light grey

7. Dust grey

8. Diamond grey
9. Blue grey

10. Black

11. Storm

12. Denim

13. Dusk blue

14. Indigo blue

15. Sky

16. Meadow green
17. Teal mist

18. Forest

19. Olive green

20. Blossom

21. Burnt orange

22. Burgundy

23. Cherry red



CHICHESTER

The below cost is an example based on the layout on page 47, and includes units only. Worktop prices can be found on pages 92-95, while installation information is on page 104.



PRICE GUIDE

HANDLED	£7,547
HANDLELESS	£8,159

Shown in forest with a wooden oak white worktop and flooring in Kahrs nature finish matchstick

AMBLESIDE

Choose a truly timeless look with this classic shaker kitchen in a smooth finish. Available in 23 colours, you can accessorise it with any type of handle – and create your own twist on traditional.

FEATURES

- Classic smooth shaker design
- Painted to order from 23 colours
- Available with any handle



COLOUR CHOICES

MATT COLOURS



- | | | |
|-----------------|------------------|------------------|
| 1. White | 9. Blue grey | 17. Teal mist |
| 2. Ivory | 10. Black | 18. Forest |
| 3. Cashmere | 11. Storm | 19. Olive green |
| 4. Taupe grey | 12. Denim | 20. Blossom |
| 5. Pebble grey | 13. Dusk blue | 21. Burnt orange |
| 6. Light grey | 14. Indigo blue | 22. Burgundy |
| 7. Dust grey | 15. Sky | 23. Cherry red |
| 8. Diamond grey | 16. Meadow green | |



AMBLESIDE

The below cost is an example based on the layout on page 47, and includes units only. Worktop prices can be found on pages 92-95, while installation information is on page 104.



PRICE GUIDE

HANDLED	£7,547
---------	--------

Shown in taupe grey with a Corian linen worktop and flooring in Karndean parquet storm oak

HANOVER

For a contemporary look with a true handleless design, choose our Hanover range. Its sleek, minimalist cabinetry offers a luxurious feel, and has added height for extra storage. This kitchen is available in five soft matt finishes – or you can opt for one of our unique premium (yet durable and hard-wearing) finishes: glossy glass or statement ceramic.

FEATURES

Contemporary handleless design

Higher cabinets with excellent storage

Choose your finish: soft matt, glass or ceramic



COLOUR CHOICES

GLOSS



- 1. White
- 2. Cashmere
- 3. Light grey
- 4. Champagne metallic
- 5. Graphite metallic

SOFT MATT



- 1. White
- 2. Cashmere
- 3. Light grey
- 4. Dust grey
- 5. Indigo blue

ACCENT



- 1. Malmo blanco
- 2. Charcoal slate
- 3. Milano concrete
- 4. Burnt bronze
- 5. Oxidised emerald
- 6. Oxidised zinc

GLASS FACED

Satin



- 1. Bianca satin face
- 2. Grigio satin face
- 3. Grafite satin face
- 4. Nero satin face

Polished



- 1. Bianca polished face
- 2. Grigio polished face
- 3. Grafite polished face
- 4. Nero polished face

CERAMIC FACED



- 1. Argento ceramica
- 2. Calacatta ceramica
- 3. Diamante ceramica
- 4. Nero ceramica
- 5. Pietra ceramica
- 6. Grafite ceramica
- 7. Bianca ceramica
- 8. Rustico ceramica
- 9. Tempesta ceramica



HANOVER

The below cost is an example based on the layout on page 47, and includes units only. Worktop prices can be found on pages 92-95, while installation information is on page 104.



PRICE GUIDE

GLOSS

HANDLELESS £6,862

SOFT MATT

HANDLELESS £7,941

ACCENT

HANDLELESS £7,941

GLASS

HANDLELESS £17,065

CERAMIC

HANDLELESS £17,065

Shown in tempesta ceramic and diamante ceramica

BURFORD

The beautifully hand-finished doors in our Burford range have a chamfered edge on the inside frame, giving them a feel of true modern craftsmanship. The solid timber frames are made from ash, and show off the warmth and detail of the wood's natural grain. Choose yours painted-to-order, from 23 matt shades to suit.

FEATURES

- Modern shaker design with chamfered edge
- Solid timber with authentic woodgrain
- Painted-to-order in a choice of 23 matt colours
- Available with any handle



COLOUR CHOICES

MATT COLOURS



- | | | |
|-----------------|------------------|------------------|
| 1. White | 9. Blue grey | 17. Teal mist |
| 2. Ivory | 10. Black | 18. Forest |
| 3. Cashmere | 11. Storm | 19. Olive green |
| 4. Taupe grey | 12. Denim | 20. Blossom |
| 5. Pebble grey | 13. Dusk blue | 21. Burnt orange |
| 6. Light grey | 14. Indigo blue | 22. Burgundy |
| 7. Dust grey | 15. Sky | 23. Cherry red |
| 8. Diamond grey | 16. Meadow green | |



BURFORD

The below cost is an example based on the layout on page 47, and includes units only. Worktop prices can be found on pages 92-95, while installation information is on page 104.



PRICE GUIDE

HANDLED	£8,504
---------	--------

Shown in dark grey with a quartz ceres worktop

LECKFORD

Create an elegant farmhouse feel, with the warm colours and solid timber of our five-piece Leckford range. Practical yet welcoming, it offers ample storage, while open display cabinets showcase your favourite accessories. The tall larder is a beautiful piece in its own right – and you can add details like a range cooker or Belfast sink for a true country look.

FEATURES

- Shaker design in solid timber and authentic woodgrain
- Painted-to-order in a choice of 23 matt colours
- Available with any handle



COLOUR CHOICES

MATT COLOURS



- | | | |
|-----------------|------------------|------------------|
| 1. White | 9. Blue grey | 17. Teal mist |
| 2. Ivory | 10. Black | 18. Forest |
| 3. Cashmere | 11. Storm | 19. Olive green |
| 4. Taupe grey | 12. Denim | 20. Blossom |
| 5. Pebble grey | 13. Dusk blue | 21. Burnt orange |
| 6. Light grey | 14. Indigo blue | 22. Burgundy |
| 7. Dust grey | 15. Sky | 23. Cherry red |
| 8. Diamond grey | 16. Meadow green | |



LECKFORD

The below cost is an example based on the layout on page 47, and includes units only. Worktop prices can be found on pages 92-95, while installation information is on page 104.



PRICE GUIDE

HANDLED £8,504

Shown in denim blue with a quartz Athena worktop

WINDSOR

Hand-crafted doors and frames plus a classic in-frame design make our Windsor range hardwearing yet sumptuous. Enjoy yours in its natural oak, or choose ash and have it painted-to-order in a range of richly pigmented shades. Then really make it your own by adding feature mantles with built-in storage – plus your choice of handles and subtle detailing.

FEATURES

Hand-crafted from natural oak or ash

Choose natural oak look or have your ash doors painted-to-order in a choice of 23 matt colours

Available with any handle



Handled

COLOUR CHOICES

MATT COLOURS



- | | | |
|-----------------|------------------|------------------|
| 1. White | 9. Blue grey | 17. Teal mist |
| 2. Ivory | 10. Black | 18. Forest |
| 3. Cashmere | 11. Storm | 19. Olive green |
| 4. Taupe grey | 12. Denim | 20. Blossom |
| 5. Pebble grey | 13. Dusk blue | 21. Burnt orange |
| 6. Light grey | 14. Indigo blue | 22. Burgundy |
| 7. Dust grey | 15. Sky | 23. Cherry red |
| 8. Diamond grey | 16. Meadow green | |

NATURAL



1. Natural oak



WINDSOR

The below cost is an example based on the layout on page 47, and includes units only. Worktop prices can be found on pages 92-95, while installation information is on page 104.



PRICE GUIDE

HANDLED £10,144

Shown in burgundy with a calacatta fine worktop

JOHN LEWIS
DESIGN EDITION

HIGHGROVE

For the ultimate in classic luxury, our Highgrove range has a timeless heritage feel. Smooth one-piece doors sit within a solid in-frame construction, and a stunning bi-fold dresser adds impact (as well as useful extra storage). Choose traditional style with opulent corning and plinths – or keep things sleek and streamlined for a more modern look.

FEATURES

- Timeless heritage luxury
- Solid in-frame construction
- Add design details with corning and plinths
- Painted-to-order in a choice of 23 matt colours
- Available with any handle



COLOUR CHOICES

MATT COLOURS



- | | | |
|-----------------|------------------|------------------|
| 1. White | 9. Blue grey | 17. Teal mist |
| 2. Ivory | 10. Black | 18. Forest |
| 3. Cashmere | 11. Storm | 19. Olive green |
| 4. Taupe grey | 12. Denim | 20. Blossom |
| 5. Pebble grey | 13. Dusk blue | 21. Burnt orange |
| 6. Light grey | 14. Indigo blue | 22. Burgundy |
| 7. Dust grey | 15. Sky | 23. Cherry red |
| 8. Diamond grey | 16. Meadow green | |



HIGHGROVE

The below cost is an example based on the layout on page 47, and includes units only. Worktop prices can be found on pages 92-95, while installation information is on page 104.



PRICE GUIDE

HANDLED £10,539

Shown in meadow green and white with a quartz vesta worktop and flooring in Kahrs nature finish matchstick

HANDLES

They're the finishing touch that's often overlooked – but they do so much more than open your cupboards and drawers. Modern, traditional, subtle or high-impact... the right handle compliments your kitchen's whole look and feel. Choose from a range of styles in brushed metal, painted matt or integrated (or if you're feeling daring, try mixing them up a bit).



SHELL HANDLES
Add heritage style to any cupboard or drawer with a brushed metal or matt painted shell handle.



BAR HANDLES
Make a statement with a super-slimline bar handle, for an upscale contemporary feel.



CABINET KNOBS
Available in brushed metal or painted matt, the humble knob punches well above its weight in style.



D-SHAPE HANDLES
Confident, modern and pleasingly geometric, these offer easy accessibility with a sleek, clean finish.




CUP HANDLES
Go smart and understated with slim cup handles that suit both modern and contemporary looks.



WRAP-OVER HANDLES
These go over the top of the door, and are an affordable option if you like the handleless look but don't want to do away with handles altogether.



CHOOSE FROM
58 HANDLE STYLES



TAPS

Taps are one of the most-used items in the kitchen, so it's worth considering what features are important to you. A single mixer tends to look most effective in a contemporary kitchen, while separate hot and cold taps often suit a more traditional style. Try matching your taps to the cabinet handles to create a coordinated look.

TAP TERMINOLOGY

3-IN-1 TAPS

Love a quick brew? Get steaming hot water straight from the tap, along with your traditional cold and hot.

4-IN-1 TAPS

Get the best of everything: your regular hot and cold, plus boiling hot and filtered cold water, all from one place.

FILTERED WATER

These taps contain a clever processing system which filters impurities from the water (leaving in the good minerals), making it healthier and better-tasting.



SPRAY TAP

Some taps have an added spray function, this can either be in the form of a separate hand spray or as a pull out spray. The spray function where the water exits the spout through multiple spray patterns. These taps are great for cleaning and blasting away stubborn stains.

PULL OUT TAP

These taps have a hose that can be pulled out of the spout to provide greater flexibility in directing the water and enabling full use of the sink. (Often found with a spray function)

AERATORS

Aerators, also known as constrictors, are fixings that can be simply screwed onto the tap head. The aerator provides a soft, frothy-type flow that is more efficient than a standard flow. They're 'anti-splash' fixings which mix air with water, helping to deliver a good pressure at the same time as saving water, great for rinsing plates or cutlery.



MIXER

The much-loved all-in-one: mix hot and cold water to create the ideal temperature.



MONOBLOC TAP

A single unit containing one or two tap handles and the spout. They're usually deck mounted and require a single hole in the worktop.



BRIDGE TAP

Featuring a separate hot and cold water inlet which are connected by a central bridge. The hot and cold water mix before leaving the single spout. (2 holes are required).

THINGS TO CONSIDER

SINKS

As the centre of so much activity in your kitchen, it's important to get the right sink for you. Ours are available in stainless steel, ceramic or composite granite, ranging from small one-bowl size, to double-bowl with ample space for washing veg. You can also choose an unobtrusive inset or undermount – or if you have the space, make a statement with a Butler, Belfast or Farmhouse style.



CERAMIC SINK
Ceramic sinks are made from clay that has been shaped and fired in a kiln. Porcelain undermounted sinks are metal coated in porcelain.



STAINLESS STEEL
Tough and easy to clean. All our stainless sinks are made from premium grade 18/10 nickel steel.



COMPOSITE GRANITE
Sturdy and low maintenance, our composite sinks are heat, scratch and stain-resistant. Those with a high granite content are especially durable.



SINGLE BOWL
We offer single bowl sinks in various sizes, this configuration will offer the smallest dimensions for those that need to save on space (compact kitchens or utility rooms) and equally the largest bowl dimension for those that have large pots and pans to consider.



1.5 BOWL / 1.75 BOWL / DOUBLE BOWL
A sink with an extra half bowl or bowl gives somewhere separate to wash and drain vegetables from washing dishing pots and pans. Some sinks are revisable so your customer can decide which side they want the extra bowl.



INSET

Inset sinks sit on top of the worktop, typically with a 5mm lip rising up from the worktop (although some sinks are flush fit and come with a minimal lip). Inset sinks are advisable for porous worktops such as laminate.



UNDERMOUNT

Rather than being dropped into a precut hole in the worktop, undermount sinks are installed under the worktop. This means there's no rim between the worktop and sink.

BELFAST AND BUTLER SINKS


Belfast sinks take their name from Belfast city where they were originally designed and made. Like the Butler sink they are most commonly made from ceramic, but unlike the traditional Butler sinks they came with a ceramic weir-style overflow as water conservation wasn't an issue in Belfast. They would also tend to be deeper and with a slightly larger capacity. Modern designs will vary in bowl configuration, size and depth.



WORKTOPS

We offer a wide selection of worktops, from stunning stone, glass and natural wood to hard-wearing laminate. Choose bespoke (templated) to be fitted after your units, or in pre-cut form to be fitted at the same time – in a range of shades and finishes.

* The starting prices shown for each range include product, templating and fabrication (where relevant) and are based on the 12 unit example layout on page 47. Prices will vary depending on finish.



WOOD

£2,255*

Wood worktops are proven to be the most naturally hygienic surface for food preparation. They're also highly durable and feel warm to the touch. Make sure you oil them regularly to keep them looking their best.

5 YEARS Guarantee included



LAMINATE

£885*

Laminate kitchen work surfaces are a wonderfully affordable, low-maintenance option. Made of chipboard which has been surfaced with a high-pressure laminate, they're great-looking, durable and easy to clean.

10 YEARS Guarantee included



METIS®

£1,071*

15mm slimline solid surfaces are designed perfectly to offer style and efficiency in the kitchen due to their slender build and shape. In addition, affordable and on-trend ultra-thin design statements can be achieved easily without the need for bespoke templating.

10 YEARS Guarantee included



MAIA®

£1,367*

Maia® is a beautiful surface with a silky smooth finish and seamless joints. More affordable than natural stone, Maia® worktops are impenetrable to dust, dirt and bacteria. Our range of under-mounted sink modules work well with it too.

15 YEARS Guarantee included



MINERVA®

£1,401*

Minerva® is a luxurious looking kitchen surface which feels cool to the touch. Practical and solid, it's robust and smooth with inconspicuous joints. You can also choose from a range of under-mounted sink modules to complement your Minerva® worktop.

10 YEARS Guarantee included



SOLID SURFACE

£2,496*

Our solid surface worktop is made from a blend of polyester resins and aluminium fillers, producing a smooth and seamless surface which is hygienic and easy to care for. Requires templating (see page 94).

10 YEARS Guarantee included



QUARTZ

£2,546*

Our stone quartz worktops are engineered from natural quartz and high-performance polymer resin, so are highly resistant to scratches and chips. Requires templating (see page 94).

10 YEARS Guarantee included



GLASS

£3,006*

Our glass worktops and splashbacks are strong and hard-wearing, and come in a wide range of exquisite colours and finishes. Requires templating (see information opposite).



Guarantee included



CORIAN®

£3,184*

Corian® by DuPont™ is so strong and versatile, it's even used on the exteriors of buildings. It can be moulded into many shapes, giving seamless curves and a smooth transition between fascias, sinks and worktops.



Guarantee included



GRANITE

£3,093*

Granite is a super-strong yet natural material, which means every worktop's markings and colourings are unique. Polished granite has a high-gloss finish, while textured is more matt and tactile. Requires templating (see information opposite).



Guarantee included



CERAMICA

£3,806*

A thin and smooth composite material finished with striking patterns, Ceramica is very strong, with a beautifully consistent look and feel. Requires templating (see information opposite).



Guarantee included

CREATING YOUR WORKTOP

BESPOKE TEMPLATED WORKTOPS

Our Corian®, quartz, granite, Ceramica, solid surface and glass worktops require our templating service – so a little more time and budget will be factored in by your planner.

1. Once you've selected your worktop, your planner will discuss options with you such as edging, upstands and polishing. They will then be able to prepare an estimate for you to order.
2. After your new kitchen units have been fitted, a templater will re-measure to ensure everything fits perfectly. Final tweaks at this point, such as adding a radius corner or additional pipe cut-out, may be subject to additional cost.
3. Your case manager will arrange a date to fit your worktop and confirm costs.
4. A specialist worktop installer will deliver and install your worktop. This is usually around 10 days after templating. Your worktop will be delivered in ready-made lengths, and cut to fit on site.

WORKTOPS WITHOUT TEMPLATING

Our Minerva®, Maia®, wood, laminate and Metis® worktops don't require templating, so can be installed at the same time as your units by your kitchen fitter.

SPLASHBACKS

Splashbacks protect the wall with an easy-to-clean surface – and can add a very visible statement to your kitchen. Choose from templated-to-fit glass in a variety of colours, quartz to create a streamlined continuance of your worktop, or create an individual look with our vast array of tile options from the Johnson tile range.



THINGS TO CONSIDER



CONVENIENCE LIGHTING

Convenience lighting illuminates cupboards, wardrobes and drawers when opened for ultimate ease of use, while adding a luxurious finish to the kitchen design.



LIGHTING

Lighting is the ultimate finishing touch, and can really elevate the look of your kitchen. Use it to zone areas, create ambience and light up the places where you prep. We've all kinds of lighting solutions – and we can even help you get creative with it...

TASK LIGHTING

As the name suggests, task lighting is perfectly positioned to ensure the kitchen is an efficient working space for everyday tasks such as cooking. Typically, kitchen task lighting is positioned under wall units to illuminate the worktop, focusing light exactly where it is needed.

MOOD LIGHTING

Mood lighting creates depth and dimension, which is essential for creating atmosphere within a room. If you're looking to brighten the mood of the kitchen, consider lighting along the plinth, up-lighting above wall units, lighting beneath breakfast bars or the underside of a worktop and lighting the inside of glass fronted cabinets. Mood lighting is often overlooked, but one that can have a profound impact.



THINGS TO CONSIDER

LET'S
CREATE
A HOME
YOU LOVE

Refreshing a room or transforming your whole home? Make it happen with our Home Design Stylists. They'll help bring your ideas and find the right style for every space, whatever your budget. Let's bring your dream home closer today.



WHAT OUR EXPERT
APPOINTMENTS COVER

Personalised advice and inspiration for your budget and needs, from basic accessories to full room redesigns

Collaborate with our British Academy of Interior Design trained Stylists. We have over 100 Stylists around the UK

Digital mood boards, 2D floorplans and 3D imagery can be created to help visualise how products work in your space

In-store and virtual appointments available at a time that works for you

The whole service is free, with no pressure to buy and no minimum spend

We'll send you a personalised shopping list on the products discussed throughout the project

home
design
service



USE THE QR CODE TO
BOOK A FREE APPOINTMENT
WITH OUR EXPERT HOME
DESIGN STYLISTS

IN-STORE - 60 MINUTES

These are ideal if you'd like to have a look and feel of the items and materials in person.

VIRTUAL - 30 MINUTES

Speak to our stylists on a video or phone call from the comfort of your home.



HOW IT WORKS

1

Fill out a quick questionnaire and provide information about the space, so we can understand your needs for the project.

Then you'll meet your chosen or local Home Design Stylist either virtually or in-store, depending on which appointment you book.

2

We'll start by discussing your ideas, inspiration and requirements before agreeing next steps on the project together.

3

Your Home Design Stylist will work on your project, using their industry-recognised experience and our vast range of products to create a bespoke design for you.

4

We'll invite you to a presentation with your Home Design Stylist to talk through the design, providing you with a mood board, floor plan and 3D-visualisation.

It doesn't stop there, your Home Design Stylist will then work with you every step of the way to bring your dream space to life.

THINGS TO CONSIDER

HOME APPLIANCES



PYROLYTIC AND ADDED STEAM

Bosch Pyrolytic ovens cleverly clean themselves. Select the Pyrolytic feature and your oven will heat up to approximately 480° – reducing any food residue to dust. Simply wipe away with a damp cloth once cooled. The Added Steam function lets you add the right dose of steam precisely when it's needed, giving food a mouth-watering texture, inside and out. Just fill up the water container, and your oven does the rest.



Serie 4 HRS574BS0B Built-in oven with Added Steam function and Pyrolytic cleaning.

From the best brands to the hottest trends and technology in ovens, hobs and refrigeration, we'll help you create the most up-to-the-minute, beautifully functioning kitchen.

VITAFRESH

Keep your food fresh for longer with Bosch VitaFresh technology. With separate compartments complete with integrated climate controls, your Bosch cooling appliance will create the ideal environment for all of your fresh food. Keep your meat and fish at near 0° Celsius, while protecting your vitamin rich fruits and vegetables with precise humidity control. Making food storage much more efficient and economical.



Serie 4 KIN86VSE0G with VitaFresh XXL Pro 0°C freshness system



SLIDE AND HIDE OVENS

We at NEFF believe that the kitchen is the heart of the home. Our appliances are laden with features to support every step of the cooking journey. Whether it's a Slide&Hide® door to get you closer to your cooking; one of our cooling solutions for optimal food storage or the dishwasher behind the door cleaning at the end of the evening – a NEFF kitchen is prepared for anything.



Our unique Slide&Hide® door allows for ease, flexibility and unparalleled access to the oven's interior



Pyrolytic Self-Cleaning turns baking, roasting and grilling spatter into dust that you can wipe away with a cloth.



The Chef 70 programme on a NEFF dishwasher can tackle the dirtiest of dishes ensuring glistening results

AEG INDUCTION HOBS

Take your cooking to tastier levels. AEG's range of induction hobs offer excellent options for both small and large kitchens and all ambition levels – from everyday cooking to hosting friends and family. Easy to use and maintain, you can switch from simmer to boiling in seconds. Cook up a storm with an induction hob and discover great tasting food.



The Maxisense® zones automatically adapt to your cookware, ensuring even cooking results whatever the pan's size or position.



The SensePro® induction hob has a wireless food sensor to measure core temperature of food and liquid.



The SenseBoil® induction hob detects rising bubbles and automatically adjusts temperature settings to a low simmer.

QUALITY AHEAD OF ITS TIME

For more than 120 years, Miele has been building appliances that last. Miele provides genuine craftsmanship in creating appliances designed to last and tested for the equivalent of 20 years' use.

Choose to experience some of the most cutting-edge innovations Miele has ever created as part of your new kitchen, 20 years from now your Miele appliances will still impress you .



Advanced cooling delivers stable, accurate temperatures across the range – for food that stays fresh for longer.



Extremely quiet integrated dishwashers, with peace of mind the dishes will come out spotless.



Unparalleled accuracy for perfect results, fast heat up and accurate within 1 degree for perfect results.

INSTALLING YOUR KITCHEN

Once you’ve chosen your kitchen range and design, we’re here to help you decide on the next steps of your exciting journey. Guided all the way by your dedicated John Lewis case manager, you can expect exceptional service standards at every stage plus extra peace of mind thanks to our excellent product and installation guarantees.

We offer different installation options to help you choose the one that’s right for you and your project. Here is all you need to know about our John Lewis kitchen installation offering plus what to expect when you have a specialist worktop installed by us.



KITCHEN INSTALLATION

Our basic service, including removal, delivery, fitting and connection

During your installation, your dedicated case manager will work directly with our John Lewis specialist installer, and guide you through every stage.

First, your installer will complete a pre-site survey to ensure that all elements of your project have been accounted for, so it's set up for success. On completion of this visit, you'll receive a final estimate.

Next, your kitchen's components are delivered – after which the installation can begin. This includes the fitting of all kitchen cabinetry plus worktops (templated worktops will be additional – see below), appliances, sink, taps and unit lighting.

We can also arrange for the removal and disposal of your existing kitchen, along with all other associated waste encountered throughout the project.. Your installers will also disconnect and reconnect your appliances, providing you with any necessary paperwork and certificates.

Our Partner Installer Managers will be on hand during your installation to ensure everything is going to plan.

As a guide, the estimated cost to fit the 12-unit kitchen as detailed on page 47 start from £4,000.

FULL ROOM SOLUTION

Your whole kitchen in one go, from installation and electrical work to the finishing touches

Take your kitchen to the next level with John Lewis' full room solution. Let us take care of installation plus tiling, plastering, decorating and flooring, plus any additional electric or gas work. It means less stress for you, as we'll source reliable and trusted tradespeople, as well as organise and sequence all work within the right timeframes.

It's a great option if you're looking to get everything done in one go; our team will manage the disruption, and you get precise costings with a clear schedule.

This service does not include any work that would be classed as structural changes, such as removing walls. Any additional work over and above basic installation will be quoted by your planner on your estimate, and confirmed by your fitter at your pre-site visit.

SUPPLY ONLY

For when you're working with your own choice of kitchen installer

We'll provide you with working drawings, a full breakdown of all your units, and arrange delivery of all the parts. As installing a kitchen is very complex, we recommend using an experienced kitchen fitter; preferably someone who has installed John Lewis kitchens before.

When using your own installer, it's important to remember that you'll be responsible for checking the plans, and will need a very clear idea of what any additional or unforeseen work might cost (a contingency plan is essential). You should also be prepared for disruption, and for your kitchen to be out of action for a while. Consider too, that you'll need somewhere to store your new units before installation, as well as how you'll dispose of your old kitchen.

INSTALLING YOUR WORKTOPS

If you haven't chosen a templated worktop, this will be fitted by your installer as part of the basic installation or full room solution service.

However, if you chose a bespoke (templated) worktop such as granite, quartz or Corian, this will require templating and expert installation to ensure the perfect fit and create a spectacular finish. This will be carried out by our worktop suppliers after your kitchen is complete. But don't

worry, we'll provide you with temporary worktops in the sink and cooking area while it's being done.

Once your specialist worktops have been cut to size, we'll return to fit them, coordinating with the supplier and your installer to make sure everything is as smooth as your brand new surface.

Lead times for specialist worktops can range depending on the material you choose.

Now you've gathered plenty of ideas, and had a look through all our ranges – the next step is to book your in-store or virtual consultation. This is when things will really start to take shape, as you'll discuss all aspects of your exciting new kitchen.

Book a design planning appointment
if you're ready to start your journey

We also offer a fitted bathrooms and fitted bedroom furniture service, see online or ask in store for more details or to book an appointment.



OUR SERVICES
for more information
please scan the QR code

[illegible]

Cardiff



All content and pricing
correct at time of printing

