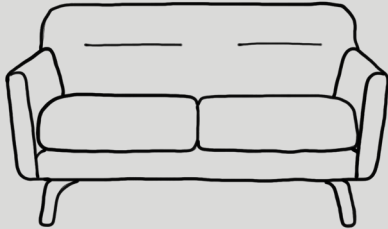


SOFA FITTING GUIDE

It's important to make sure that the sofa you have chosen to buy is going to be able to fit into your property. You've worked out it's the right size for the room, but can it fit through the doors and up any potential stairs for delivery? This guide shows you what to measure to be sure that your sofa will fit. It's worth remembering that lots of our sofas have their legs removed for delivery. You can find out more in the product specification section on the product page.

YOUR CHOSEN SOFA RANGE:



WIDTH: _____

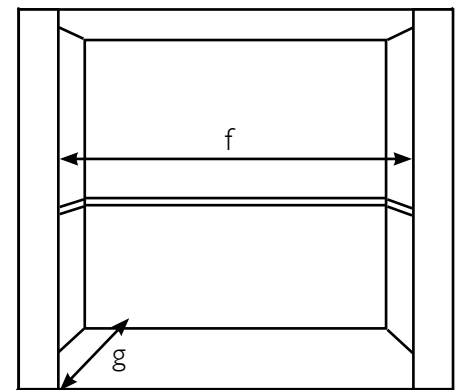
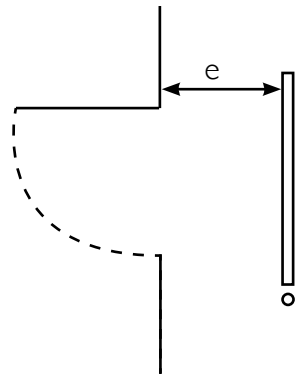
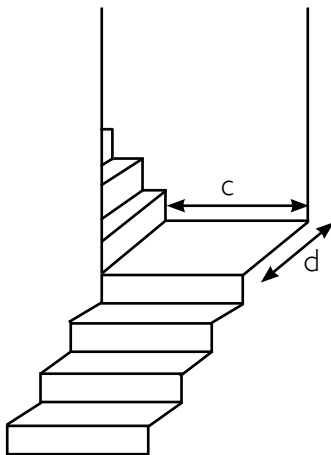
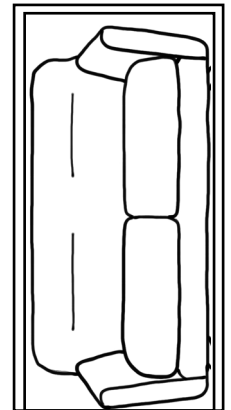
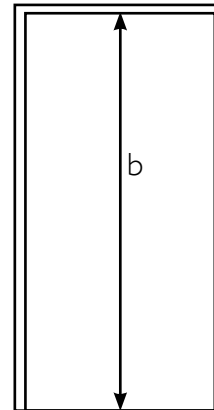
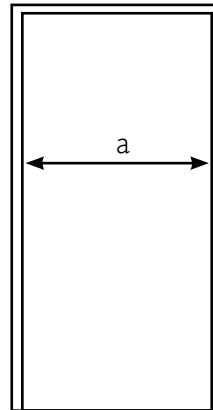
HEIGHT: _____

DEPTH: _____

DOORWAYS

Measure the doorframe from inside edge to inside edge (a). If it is bigger than the height of your sofa it should be fine. If it won't fit that way, our delivery team can turn the sofa up on it's end. To see if it will fit this way, measure the height of your doorframe (b) and ensure it is bigger than the width of your chosen sofa.

a _____ b _____



STAIRS

Measure the narrowest point of the staircase (c and d). If that distance is wider than the height of your sofa then we will be able to get it through. Remember to consider bannisters and light fittings and make sure there is enough room to swivel if there is a corner in your staircase.

c _____

d _____

CORNERS AND HALLWAYS

Measure any tight corners or narrow corridors (e). Check for any potential obstacles like radiators or built in cabinets. Ensure that the narrowest area is larger than the height of the sofa and we should have no problem.

e _____

LIFTS

If your property has a lift then as long as the width of the open door (f) and the depth of the lift (g) are bigger than your sofa's height and width, then there should be no problem.

f _____

g _____